

[붙임]



승인(협의)번호
제 323001호

2024

www.ekape.or.kr

축산물등급판정 통계연보

2024 Animal Products Grading Statistical Yearbook



축산물품질평가원

Korea Institute for Animal Products Quality Evaluation



2024 축산물등급판정 통계연보

발행 제19호, 2025년 3월

발행인 박 병 홍 원장

편집인 박 민 희

편집기획 권기문, 박우주, 김지영, 신재관

감수 김동준, 이한현, 강희진

발행처 축산물품질평가원

주소 세종특별자치시 아름서길 21

전화 044-410-7104

팩스 044-410-7176

홈페이지 <https://www.ekape.or.kr>

2024 Animal Products Grading Statistical Yearbook

The 19th edition, Published on Mar 2025

Publisher : Park Byung-Hong

Editor : Park Min-Hee

Edit Project : Kwon Ki-Mun, Park woo-ju,
Kim Ji-Yeong, Shin Jae-Gwan

Reviser : Kim Dong-Jun, Lee Han-Hyun,
Kang Hee-Jin

Korea Institute for Animal Products Quality Evaluation

21, Areumseo-gil Sejong-si, Republic of Korea

Tel. +82-44-410-7104

Fax. +82-44-410-7176



머 리 말

축산물품질평가원은 지난 1989년 설립된 이래 국내산 축산물(소·돼지·닭·계란·오리·말 등)에 대한 품질평가 업무와 더불어 축산물의 생산에서 소비까지 전(全) 단계를 관리하는 축산물이력제, 축산물 유통 산업을 조사·관리하는 축산물 유통 사업 등 기관의 역할을 지속 확대하고 있습니다.

특히, 축산데이터 총괄기관으로서 데이터기반행정을 위한 명확한 비전을 바탕으로 흩어져 있는 축산데이터를 연계·통합하고, 이를 통해 축산업의 부가가치를 높이기 위해 노력하고 있습니다. 아울러 빅데이터와 ICT 기술 등을 활용한 축산업의 디지털 전환을 통해 국민 누구나 다양한 축산 정보를 쉽고 편리하게 이용할 수 있도록 지속적으로 힘쓰고 있습니다.

「2024년도 축산물등급판정 통계연보」는 지난 한 해 동안의 소, 돼지, 닭, 계란, 오리, 말에 대한 등급판정 결과와 가격 동향 등을 상세하게 제공하여 가축개량, 축산정책 등 축산업 전반에 활용될 수 있도록 작성하였습니다.

우리원은 축산물의 모든 정보와 데이터를 관리하고 서비스하는 핵심 플랫폼 기관으로의 역할을 충실히 수행하여, 축산의 미래를 선도하는 '축산유통 전문기관'으로 거듭날 수 있도록 책임과 역할을 다하겠습니다.

끝으로 본 자료가 나오기까지 관심과 협조를 보내주신 관계자 여러분께 깊이 감사를 드리며, 「2024년도 축산물등급판정 통계연보」가 축산농가, 생산자, 유통업자 등 축산업 종사자와 소비자를 포함한 모든 분들께 유용하게 이용되기를 바랍니다.

2025년 3월

축산물품질평가원 원장 **박 병 홍**

통계설명자료

작성기관	축산물품질평가원 유통정보본부 빅데이터분석처 (전화 : 044-410-7104)		
통계의 종류	일반, 보고통계	승인번호	제323001호 ※ 2016.08.28. 승인번호체계 변경
작성목적	국내 축산물의 품질별 생산량과 가격조사를 통한 효율적 정책수립 축산물의 품질향상과 유통의 원활 및 가축개량의 촉진으로 경쟁력 강화		
작성주기	매월, 매년	대상기간	작성대상 월 1일 ~ 말일, 1월 ~ 12월
작성대상	등급판정 받은 축산물(소, 돼지, 닭, 오리, 계란, 말)의 품질별 생산량 및 가격정보 등		
작성방법 및 체계	작성방법 : 도축장(도계, 도압, 집하장) 등급판정 전산자료 작성체계 : 도축장(도계, 도압, 집하장) → 지사무소 → 지원 → 축산물품질평가원(본원)		
작성기간	통계연보 : 익년도 1월~2월, 통계월보 : 익월 1일 ~ 10일		
작성연혁	1998. 1.01. 최초작성 2006. 4.24. 통계작성 승인 2016. 8.28. 통계 승인번호체계 변경에 따른 승인번호 재교부		
작성사항	축종별, 시·도별 등급판정 실적 축종별, 암·수별 등급판정 실적 평균 도체중량(kg) 업체별 등급판정 실적 등		
결과공표	공표방법 및 시기 - 공표 방법 : 축산물품질평가원 홈페이지 게재, KOSIS 등록 - 공표 범위 : 지역(전국, 시·군·구) - 공표 주기 : 통계연보(1회/년), 통계월보(1회/월) - 공표 시기 : 작성대상 월 익월 10일 - 보고 항목 : 시도별,축종별,성별,등급별,육질별,육량별 출현두수 및 가격 등 ※ 주요 용어해설 및 자료 이용시 유의점은 책자에 별도 표기		

이용자를 위하여

1. 본 연보의 사육두수는 통계청, 축산물품질평가원에서 발표한 「가축동향조사」를 이용하였고, 도축두수는 농림축산식품부에서 발표한 자료를 이용하였으며, 등급판정두수는 축산물품질평가원의 등급판정통계 자료를 수록하였음
2. 본 축산물등급판정 통계는 2024년 1년간 또는 연말을 기준으로 하고 있음
3. 본 연보에서는 각 표에 간단한 주석을 달아 열람이 편리하도록 하였음
4. 통계표는 서식변경 또는 첨삭한 자료가 있어 연도별 비교가 어려운 경우에는 자료의 산출이 가능한 연도까지 수록하였음
5. 통계표 중에 사용되는 부호는 다음과 같음
(0) 단위 미만
(-) 해당 숫자 없음
(…) 해당 숫자 미상
6. 각 해설편의 백분율은 소수점 둘째 자리에서 반올림하였음
7. 수록된 자료에 대하여 문의사항이 있을 때에는 축산물품질평가원 유통정보본부 빅데이터분석처(044-410-7104)로 문의하시기 바랍니다.

Explanatory Notes

1. The number of breeding livestock in this volume are obtained from Statistics Korea and KAPE(Korea Institute for Animal Products Quality Evaluation). And the number of slaughtered livestock are obtained from MAFRA(Ministry of Agriculture, Food and Rural Affairs). And the number of graded livestock are used from KAPE's statistical data.
2. The "Statistical Yearbook" is edited on the basis of one year of 2024 or the end of year.
3. Footnotes are provided where needed.
4. Because there are some data in the tables which is changed, added, or deleted form, the incomparable data by year are obtained from available years only.
5. Symbols used :
 - (0) Less than half the unit shown
 - (-) Not applicable
 - (...) Unknown
6. The percentage of each comment is rounded to two decimal places.
7. Readers desiring further details are requested to contact the Big-Data analysis Division of Korea Institute for Animal Products Quality Evaluation(044-410-7104).

용어해설

가. 소 품종 구분

- 한우 : 우리나라 재래종의 고유한 특성을 가진 소
- 젖소 : 젖(우유)을 생산할 목적으로 사육하는 소로써 송아지를 낳은 경험이 있는 암컷 젖소
- 육우 : 육용종, 교잡종, 수컷 젖소 및 송아지를 낳은 경험이 없는 암컷 젖소

나. 돼지 도축방법 구분

- 박피 : 도축장에서의 돼지를 도축·해체하는 과정에서 도체의 가죽을 박피기로 제거하는 도축 방법
- 탕박 : 도축장에서의 돼지를 도축·해체하는 과정에서 도체를 뜨거운 물에 데쳐서 털을 제거하는 도축 방법

다. 등급의 종류

- 소도체
 - 육질등급 : 1⁺⁺, 1⁺, 1, 2, 3, 등외등급
 - 육량등급 : A, B, C등급
- 돼지도체
 - 등급 : 1⁺, 1, 2, 등외등급
 - ※ 2013년 7월 1일부터 등급판정기준 개정으로 규격 및 육질등급 통합
- 닭고기
 - 품질등급 : 1⁺, 1, 2등급
 - 중량규격 : 5 ~ 30호
- 오리도체
 - 품질등급 : 1⁺, 1, 2등급
 - 중량규격 : 5 ~ 30호
- 계란
 - 품질등급 : 1⁺, 1, 2등급
 - 중량규격 : 왕란, 특란, 대란, 중란, 소란
 - ※ 2018년부터 품질등급 구분 간소화(1⁺등급, 1등급, 2등급)

- 말
 - 육질등급 : 1, 2, 3, 등외등급
 - 육량등급 : A, B, C등급
- ※ 2019년 7월부터 말 등급판정 시행

라. 기타

- 육량지수 : 축산물등급판정세부기준(농식품부 고시)에 의하여 산출된 평균 값
 - 육질등급 환산식 : (1⁺⁺등급=5, 1⁺등급=4, 1등급=3, 2등급=2, 3등급=1, 등외=0)
 - 육량등급 환산식 : (A등급=3, B등급=2, C등급=1, 등외=0)
 - 지육률 = 도체중(소를 도축한 후 머리, 내장, 족, 가죽 중량을 제외한 무게)/
생체중×100
 - 정육생산량 : 국립축산과학원에서 발표한 부위별 도체수율(2004)을 육량등급과
성별을 적용하여 계산
 - 제주축산물공판장은 흑돼지가 포함되어 도체중 평균이 일반 도매시장보다 낮게
나타남
- ※ 2018년부터 박피 경매가 탕박으로 전환됨(박피 경매가 일부 있음)
- 도계수수, 도압수수는 농림축산검역본부의 발표 수치임
 - 생산개수는 통계청 가축동향조사의 분기별 일평균 생산개수를 1년 치로 환산함

목 차

CONTENTS

머리말

Preface

통계설명자료

Statistics Abstract

이용자를 위하여

Explanatory Notes

용어해설

Glossary

I. 소

Cattle 1

[해설편]

1. 품종별 사육, 도축, 판정두수	Breeding, slaughtering and evaluating by species 4
2. 품종별 등급판정 현황	Result of quality evaluating 6
3. 품종별, 성별, 등급별 출현율	Percentage by species, sex and evaluating 10
4. 도축장별 등급판정 현황	Status of quality evaluating by slaughter house 13
5. 출하월령 분석	Analysis of the shipment month age 15
6. 도매시장 경락가격	Auction price of beef carcass by wholesale market 18
7. 품종별, 성별 도체성적 상세분석	Analysis of beef carcass by species and sex 24
8. 부위별 정육생산 추정량	The estimate amount of the meat production by part 31
9. 등급판정 항목별 상관관계	Analysis of correlation by grading part 33
10. 도축장 소재지별 가축(소) 이동현황	Moving rate of livestock(cattle) by slaughter house location, wholesale market 35
11. 시·도별 등급판정 결과	Number of graded beef carcass by city and provinces 36

[통계표]

1. 품종별, 성별, 등급별 판정두수	Number of beef carcass by species, sex and grade 46
가. 한우 - 전체, 암, 수, 거세	Hanwoo(Korean native cattle) - Total, Female, Male, Castrated 46
나. 젃소	Dairy cattle 50
다. 육우 - 전체, 암, 수, 거세	Beef cattle - Total, Female, Male, Castrated 50
라. 연도별 등급판정두수(1994~2024년)	Number of graded beef carcass by year(1994~2024) 56
2. 도매시장 경락가격	Auction price of beef carcass by wholesale market 87
가. 품종별, 성별 경락가격	Auction price of beef carcass by species and sex 87

1) 한우 - 전체, 암, 수, 거세	1) Hanwoo(Korean native cattle) - Total, Female, Male, Castrated	88
2) 젃소	2) Dairy cattle	90
3) 육우 - 전체, 암, 수, 거세	3) Beef cattle - Total, Female, Male, Castrated	90
나. 연도별, 품종별, 성별, 등급별 경락가격 (1998~2024년)	Auction price of beef carcass by year, species, sex and grade(1998~2024)	93
다. 도매시장별, 품종별, 성별, 등급별 경락가격	Auction price of beef carcass by wholesale market, species, sex and grade	120
1) 소 전체	1) Cattle Total	120
2) 한우 - 전체, 암, 수, 거세	2) Hanwoo(Korean native cattle) - Total, Female, Male, Castrated	121
3) 젃소	3) Dairy cattle	125
4) 육우 - 전체, 암, 수, 거세	4) Beef cattle - Total, Female, Male, Castrated	126
라. 농협음성(서울)축산물공판장 품종별, 성별 경락가격	Auction price of beef carcass by species and sex in NACF Eumseong(Seoul) Slaughtering & Wholesale Center	130
1) 소 전체	1) Beef carcass Total	130
2) 한우 - 전체, 암, 수, 거세	2) Hanwoo(Korean native cattle) - Total, Female, Male, Castrated	131
3) 젃소	3) Dairy cattle	133
4) 육우 - 전체, 암, 수, 거세	4) Beef cattle - Total, Female, Male, Castrated	133
마. 연도별, 품종별, 성별, 등급별 경락가격 (농협음성(서울)축산물공판장, 1994~2024년)	Auction price of beef carcass by year, species, sex and grade (NACF Eumseong(Seoul) Slaughtering & Wholesale Center, 1994~2022)	136
바. 경락가격 상위 10%의 품종별, 성별 도체성적	Top 10% auction price of beef carcass analyzed by species and sex	167
1) 한우 - 전체, 암, 수, 거세	1) Hanwoo(Korean native cattle) - Total, Female, Male, Castrated	167
2) 젃소	2) Dairy cattle	169
3) 육우 - 전체, 암, 수, 거세	3) Beef cattle - Total, Female, Male, Castrated	169
사. 경락가격 상위 10%의 품종별, 성별 도체성적 (도매시장별)	Top 10% auction price of beef carcass analyzed by wholesale market	172
1) 한우 - 전체, 암, 수, 거세	1) Hanwoo(Korean native cattle) - Total, Female, Male, Castrated	172
2) 젃소	2) Dairy cattle	174
3)육우 - 전체, 암, 수, 거세	3) Beef cattle - Total, Female, Male, Castrated	174
아. 부분육 경락가격	Auction price of beef carcass by part	177
3. 품종별, 성별, 도체성적 상세분석	Analysis of beef carcass by species and sex	178
가. 한우 성적	Analysis of hanwoo(Korean native cattle) carcass	178
- 전체, 암, 수, 거세	- Total, Female, Male, Castrated	

나. 도체중량대별 한우 성적

1) 한우 전체

- 300kg미만, 300kg이상~350kg미만, 350~400kg, 400~450kg, 450~500kg, 500kg이상

2) 한우 암

- 300kg미만, 300kg이상~350kg미만, 350~400kg, 400~450kg, 450~500kg, 500kg이상

3) 한우 수

- 300kg미만, 300kg이상~350kg미만, 350~400kg, 400~450kg, 450~500kg, 500kg이상

4) 한우 거세

- 300kg미만, 300kg이상~350kg미만, 350~400kg, 400~450kg, 450~500kg, 500kg이상

다. 젖소 성적

라. 도체중량대별 젖소 성적

젖소

- 300kg미만, 300kg이상~350kg미만, 350~400kg, 400~450kg, 450~500kg, 500kg이상

마. 육우 성적

- 전체, 암, 수, 거세

바. 도체중량대별 육우 성적

1) 육우 전체

- 300kg미만, 300kg이상~350kg미만, 350~400kg, 400~450kg, 450~500kg, 500kg이상

2) 육우 암

- 300kg미만, 300kg이상~350kg미만, 350~400kg, 400~450kg, 450~500kg, 500kg이상

3) 육우 수

- 300kg미만, 300kg이상~350kg미만, 350~400kg, 400~450kg, 450~500kg, 500kg이상

4) 육우 거세

- 300kg미만, 300kg이상~350kg미만,

Analysis of hanwoo(Korean native cattle) carcass by weight 180

1) Hanwoo(Korean native cattle) Total 180

- under 300kg, 300~350kg, 350~400kg, 400~450kg, 450~500kg, 500kg and over

2) Hanwoo(Korean native cattle) Female 183

- under 300kg, 300~350kg, 350~400kg, 400~450kg, 450~500kg, 500kg and over

3) Hanwoo(Korean native cattle) male 186

- under 300kg, 300~350kg, 350~400kg, 400~450kg, 450~500kg, 500kg and over

4) Hanwoo(Korean native cattle) castrated 189

- under 300kg, 300~350kg, 350~400kg, 400~450kg, 450~500kg, 500kg and over

Analysis of dairy cattle carcass 192

Analysis of dairy cattle by weight 193

Dairy Cattle 193

- under 300kg, 300~350kg, 350~400kg, 400~450kg, 450~500kg, 500kg and over

Analysis of beef cattle carcass 196

- Total, Female, Male, Castrated 196

Analysis of beef cattle carcass by weight 198

1) Beef cattle Total 198

- under 300kg, 300~350kg, 350~400kg, 400~450kg, 450~500kg, 500kg and over

2) Beef cattle Female 201

- under 300kg, 300~350kg, 350~400kg, 400~450kg, 450~500kg, 500kg and over

3) beef cattle male 204

- under 300kg, 300~350kg, 350~400kg, 400~450kg, 450~500kg, 500kg and over

4) Beef cattle castrated 207

- under 300kg, 300~350kg,

350~400kg, 400~450kg, 450~500kg, 500kg이상	350~400kg, 400~450kg, 450~500kg, 500kg and over
사. 품종별 성별 도체중량대별 성적	Analysis of beef carcass by species and sex 210
1) 소 전체(전국)	1) Cattle Total(Total) 210
2) 한우-전체, 암, 수, 거세(전국)	2) Hanwoo(Total) Total - Total, Female, Male, Castrated .. 211
3) 육우-전체, 암, 수, 거세(전국)	3) Beef cattle(Total) - Total, Female, Male, Castrated .. 212
4) 소 전체(도매시장)	4) Cattle Total(Wholesale market) 213
5) 한우 - 전체, 암, 수, 거세(도매시장)	5) Hanwoo(Wholesale market) Total - Total, Female, Male, Castrated 214
6) 육우 - 전체, 암, 수, 거세(도매시장)	6) Beef cattle(Wholesale market) - Total, Female, Male, Castrated 215
7) 소 전체(농협음성축산물공판장)	7) Cattle Total(NACF Eumseong(Seoul) Slaughtering) 216
8) 한우 - 전체, 암, 수, 거세 (농협음성축산물공판장)	8) Hanwoo Total - Total, Female, Male, Castrated (NACF Eumseong(Seoul) Slaughtering) 217
9) 육우 - 전체, 암, 수, 거세 (농협음성축산물공판장)	9) Beef cattle - Total, Female, Male, Castrated (NACF Eumseong(Seoul) Slaughtering) 218
4. 등급판정 항목별 상관관계	Analysis of correlation by grading part 219
가. 한우	Hanwoo(Korean native cattle) 219
1) 판정장소(전국) - 전체, 암, 수, 거세	1) Place(the whole country) - Total, Female, Male, Castrated 219
2) 판정장소(도매시장) - 전체, 암, 수, 거세	2) Place(wholesale market) - Total, Female, Male, Castrated 221
3) 판정장소(농협음성) - 전체, 암, 수, 거세	3) Place(NACF Eumseong) - Total, Female, Male, Castrated 223
나. 육우	Beef cattle 225
1) 판정장소(전국) - 전체, 암, 수, 거세	1) Place(the whole country) - Total, Female, Male, Castrated 225
2) 판정장소(도매시장) - 전체, 암, 수, 거세	2) Place(wholesale market) - Total, Female, Male, Castrated 227
3) 판정장소(농협음성) - 전체, 암, 수, 거세	3) Place(NACF Eumseong) - Total, Female, Male, Castrated 229
5. 도축장 소재지별, 도매시장별 가축(소) 이동 및 반입현황	Move and Carrying rate of livestock(cattle) by slaughter house location, wholesale market 231
가. 도축장 소재지별 가축(소) 이동현황	Moving rate of livestock(cattle) by slaughter house location 231
나. 도매시장별 가축(소) 반입현황	Carrying rate of livestock(cattle) by wholesale market location 240
6. 시도별 등급판정 결과	Number of graded beef carcass by city and provinces 249
가. 품종별, 시·도별 등급판정결과	Number of graded beef carcass by species, city & provinces 249

1) 한우 - 전체, 암, 수, 거세	1) Hanwoo(Korean native cattle) - Total, Female, Male, Castrated	249
2) 젖소	2) Dairy cattle	253
3) 육우 - 전체, 암, 수, 거세	3) Beef cattle - Total, Female, Male, Castrated	254
나. 시·도(시군구)별 등급판정 결과	Number of graded beef carcass on city, district, county ..	258
1) 소 전체	1) Cattle Total	258
2) 한우 전체	2) Hanwoo(Korean Native cattle) Total	270
3) 한우 거세	3) Hanwoo(Korean Native cattle) Castrated	282
4) 젖소	4) Dairy cattle Total	294
5) 육우 전체	5) Beef cattle Total	304

II. 돼지 **Pig** **315**

[해설편]

1. 사육, 도축, 판정두수	Breeding, slaughtering and evaluating by species	318
2. 등급판정 현황	Result of quality evaluating	320
3. 성별, 등급별 출현율	Percentage by sex and evaluating	322
4. 도축장별 등급판정 결과	Status of quality evaluating by slaughter house	324
5. 도매시장 경락가격	Auction price in wholesale market	326
6. 도체성적 상세분석	Analysis of pork carcass by species and sex	328
7. 부위별 정육생산 추정량	The estimate amount of the meat production	332
8. 도축장 소재지별 가축(돼지) 이동현황	Moving rate of livestock(pork) by slaughter house location, wholesale market	334
9. 시도별 등급판정 결과	Number of graded beef carcass by city and provinces	335

[통계표]

1. 성별, 등급별 판정두수	Number of pork carcass by sex and grade	340
2. 도매시장 경락가격	Auction price of pork carcass by wholesale market	344
가. 도축방법별 경락가격	Auction price of pork carcass by sex and grade	344
1) 돼지 박피(전국)-전체, 암, 수, 거세	1) Pork skinning(the whole country) - Total, Female, Male, Castrated	344
2) 돼지 탕박(전국)-전체, 암, 수, 거세	2) Pork scalding(the whole country) - Total, Female, Male, Castrated	346
나. 도매시장별 돼지 경락가격	Auction price of pork carcass by wholesale market	348
1) 돼지 박피-전체, 암, 수, 거세	1) Pork skinning - Total, Female, Male, Castrated	348
2) 돼지 탕박-전체, 암, 수, 거세	2) Pork scalding - Total, Female, Male, Castrated	352

3. 도체중량대별 돼지 상세분석	Analysis of pork carcass by weight	356
4. 도축장 소재지별, 도매시장별 가축(돼지) 이동 및 반입현황	Move and Carrying rate of livestock(pig) by slaughter house location, wholesale market	360
가. 도축장 소재지별 가축(돼지) 반입현황	Carrying rate of livestock(pig) by slaughter house location ..	360
나. 도매시장별 가축(돼지) 이동현황	Moving rate of livestock(pig) by wholesale market location ..	368
5. 시·도(시·군·구)별 등급판정 결과	Number of graded pork carcass by city and provinces	376

Ⅲ. 닭고기, 오리고기, 계란

Chicken meat, Duck meat, Shell eggs 389

[해설편]

1. 닭고기 등급판정 현황	Result of chicken meat quality	392
2. 오리고기 등급판정 현황	Result of duck meat quality	392
3. 계란 등급판정 현황	Result of eggs quality	393

[통계표]

1. 닭고기 등급판정 실적	Number of chicken meat by grade	396
2. 작업장별 닭고기 등급판정 실적	Number of chicken meat grading by packing process	397
3. 오리고기 등급판정 실적	Number of duck meat by grade	398
4. 작업장별 오리고기 등급판정 실적	Number of duck meat grading by packing process	399
5. 계란 등급판정 실적	Number of shell eggs by grade	400
6. 집하장별 계란 등급판정 실적	Number of shell eggs grading by packing process	401

Ⅳ. 말

Horse 405

[해설편]

1. 말 등급판정 현황	The status of horse quality	408
--------------	-----------------------------------	-----

[통계표]

1. 말고기 등급판정 실적	Number of horse by grade	410
----------------	--------------------------------	-----

◇ 표 목차

Table Index

[해설편]

[표 1-1] 품종별 사육, 도축, 판정두수	Breeding, slaughtering and evaluating by species	5
[표 1-2] 품종별 등급판정 결과	Result of quality evaluating	9
[표 1-3] 품종별, 성별, 육질·육량등급별 출현율	Percentage by species, sex and quality and yield grade ...	11
[표 1-4] 품종·성별 육량등급별 육량지수	Status of yield index by species, sex and yield grade	12
[표 1-5] 일평균 판정물량별 도축장 개소수	Number of average grading and status of slaughter house by scale	14
[표 1-6] 품종별, 성별 출하월령	15
[표 1-7] 한우 출하월령별 등급판정 결과	Grading result of hanwoo shipment month age	16
[표 1-8] 육우 출하월령별 등급판정 결과	Grading result of cattle shipment month age	17
[표 1-9] 한우 등급별 경락가격	Auction price of hanwoo beef quality grade	18
[표 1-10] 육우 등급별 경락가격	Auction price of beef cattle grade	19
[표 1-11] 품종별, 성별 전국 경락가격	Auction price by the species and sex	20
[표 1-12] 경락가격 상위 10%의 한우도체 등급판정 항목별 성적	Top 10% auction price of hanwoo carcass grading evaluation	22
[표 1-13] 경락가격 상위 10%의 육우도체 등급판정 항목별 성적	Top 10% auction price of beef cattle grading evaluation	22
[표 1-14] 한우(경매)도체 등급판정 항목별 성적	Hanwoo(auction) carcass grading evaluation	23
[표 1-15] 육우(경매)도체 등급판정 항목별 성적	Beef cattle(auction) carcass grading evaluation	23
[표 1-16] 품종, 도체중량대별 도체성적(전국)	Analysis of beef carcass by species and weight	26
[표 1-17] 한우 성별, 도체중량대별 도체성적(전국)	Analysis of hanwoo carcass by sex and weight	27
[표 1-18] 육우 성별, 도체중량대별 도체성적(전국)	Analysis of beef cattle carcass by sex and weight	28
[표 1-19] 한우 성별, 도체중량대별 도체성적 (농협음성 축산물공판장)	Analysis of hanwoo carcass by sex and weight (NACF Eumseong Slaughtering)	29
[표 1-20] 육우 성별, 도체중량대별 도체성적 (농협음성 축산물공판장)	Analysis of beef cattle carcass by sex and weight (NACF Eumseong Slaughtering)	30
[표 1-21] 품종 및 성별 정육생산 추정량	The estimate amount of the meat production by species and sex	31
[표 1-22] 품종, 등급별, 부위별 정육 생산 추정량	The estimate amount of the meat production by species and grading	32
[표 1-23] 한우 등급판정 항목별 상관관계	Analysis of correlation by hanwoo grading	34
[표 1-24] 육우 등급판정 항목별 상관관계	Analysis of correlation by beef cattle grading	34
[표 1-25] 도축장 소재지별 가축(소) 이동현황	Moving rate of livestock(cattle) by slaughter house location, wholesale market	35
[표 1-26] 시·도별, 품종별 출하 두수 및 농장	Number of shipping heads and status of farm by city and provinces	36
[표 1-27] 출하규모에 따른 시·도별 출하농장	Status of farm by business scale in city and provinces	37

[표 1-28] 출하규모에 따른 품종별, 시·도별 출하농장 현황	Status of farm by animal products sex in city and provinces 38
[표 1-29] 한우 시·도별 등급판정 결과	Number of grading hanwoo in city & provinces 41
[표 1-30] 한우 거세 시·도별 등급판정 결과	Number of grading castrated hanwoo in city & provinces .. 42
[표 1-31] 육우 시·도별 등급판정 결과	Number of grading cattle beef in city & provinces 43
[표 1-32] 육우 거세 시·도별 등급판정 결과	Number of grading castrated cattle beef in city & provinces 44
 [돼지 해설편]	
[표 2-1] 연도별 사육, 도축, 등급판정두수	Breeding, slaughtering and evaluating by year 319
[표 2-2] 도축방법별 등급판정 결과 321
[표 2-3] 성별 1등급이상 출현율	Percentage by sex, Status of quality evaluating (over 1st grade) 322
[표 2-4] 도축방법, 등급별 출현율 323
[표 2-5] 도축장 등급판정 규모별 판정결과	Status of quality evaluating by slaughter house 325
[표 2-6] 등급별 경락가격(전국)	Average auction price of pork carcass(scalding) by quality grade 326
[표 2-7] 돼지도체(탕박) 등급별 경락가격(전국)	Average auction price of pork carcass(scalding) by quality and yield grade 327
[표 2-8] 돼지도체(탕박) 성별, 도체중량대별 성적(전국)	Analysis of pork carcass(scaling) by sex, weight 329
[표 2-9] 돼지도체(탕박) 성별, 도체중량대별 성적(제주제외)	Analysis of pork carcass(scaling) by sex, weight (Except Jeju) 330
[표 2-10] 돼지도체(박피) 성별, 도체중량대별 성적(전국)	Analysis of pork carcass(skinning) by sex, weight 331
[표 2-11] 연도별 정육생산 추정량	The estimate amount of the meat production by year 332
[표 2-12] 등급별 정육생산 추정량	The estimate amount of the meat production by quality grade 333
[표 2-13] 도축장 소재지별 가축(돼지) 이동현황	Moving rate of livestock(pig) by slaughter house location, wholesale market 334
[표 2-14] 시·도별 출하두수 및 농장 수	Number of shipping heads and status of farm by city and provinces 335
[표 2-15] 시·도별 규모별 출하농장 수	Status of farm by business scale in city and provinces .. 336
[표 2-16] 시·도별 등급판정 결과	Number of graded pork carcass by city and provinces 337

◇ 그림 목차

Picture Index

[소 해설편]

[그림 1-1] 사육두수 및 등급판정두수	The changing shift as contrasted farming heads with grading heads 4
[그림 1-2] 연도별 등급판정두수	The number of grading service by species and year 6
[그림 1-3] 월별 등급판정두수	The number of grading service by species and monthly 6
[그림 1-4] 한우 성별 출현율	The changing shift on grading service by hanwoo sex 7
[그림 1-5] 한우 성별 육질 1등급이상 출현율	The changing shift on grading service(over 1+) by hanwoo sex 10
[그림 1-6] 일평균 판정물량별 점유율	The possession of scale by number of daily average grading 13
[그림 1-7] 한우 거세 출하월령별 등급판정 결과	Statistics of hanwoo castration by shipment month age and judgement item 15
[그림 1-8] 한우도체 등급별 경락가격	The auction price shift by hanwoo quality grade 18
[그림 1-9] 육우도체 등급별 경락가격	The auction price shift by beef cattle quality grade 19

[돼지 해설편]

[그림 2-1] 사육두수 및 등급판정두수	The changing shift as contrasted pig farming heads with grading heads 318
[그림 2-2] 월별 등급판정두수	The number of grading service by species and monthly 318
[그림 2-3] 연도별 탕박·박피 등급판정두수 320
[그림 2-4] 성별 1등급이상(1+포함) 출현율	Percentage by sex, Status of quality evaluating (over 1st grade) 322
[그림 2-5] 일평균 판정물량별 점유율	The possession of scale by number of daily average grading 324
[그림 2-6] 돼지도체(탕박) 등급별 경락가격(전국)	The auction price shift by pork quality(scalding) grade 327

2024
축산물등급판정 통계연보

2024 Animal Products Grading Statistical Yearbook

I



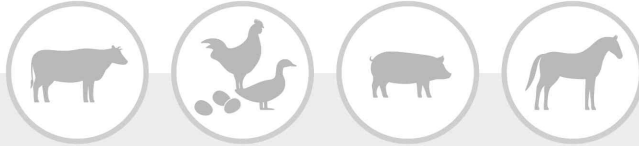
Cattle



2024

축산물등급판정 통계연보

2024 Animal Products Grading Statistical Yearbook



해설편

1. 품종별 사육, 도축, 판정두수
2. 품종별 등급판정 현황
3. 품종별, 성별, 등급별 출현율
4. 도축장별 등급판정 현황
5. 출하월령 분석
6. 도매시장 경락가격
7. 품종별, 성별 도체성적 상세분석
8. 부위별 정육생산 추정량
9. 등급판정 항목별 상관관계
10. 도축장 소재지별 가축(소) 이동현황
11. 시·도별 등급판정 결과

1. 품종별 사육, 도축, 판정두수

■ '24년 소도체 등급판정두수는 1,108,193두로 '23년 4/4분기 소¹⁾사육두수(4,035,076두) 대비 27.5%의 등급판정률을 보였으며, 전년(25.8%)대비 1.7%p 증가[그림 1-1, 표 1-1]

○ 소 사육두수 대비 등급판정률 변화

- ('16) 27.8% → ('17) 28.0 → ('18) 25.1 → ('19) 25.1 → ('20) 24.4 → ('21) 24.5 → ('22) 25.3 → ('23) 25.8 → ('24) 27.5

■ 한·육우 등급판정두수는 1,056,288두로 '23년 4/4분기 한·육우 사육두수(3,648,093두) 대비 29.0%의 등급판정률을 보였으며, 전년(27.1%)대비 1.9%p 증가[표 1-1]

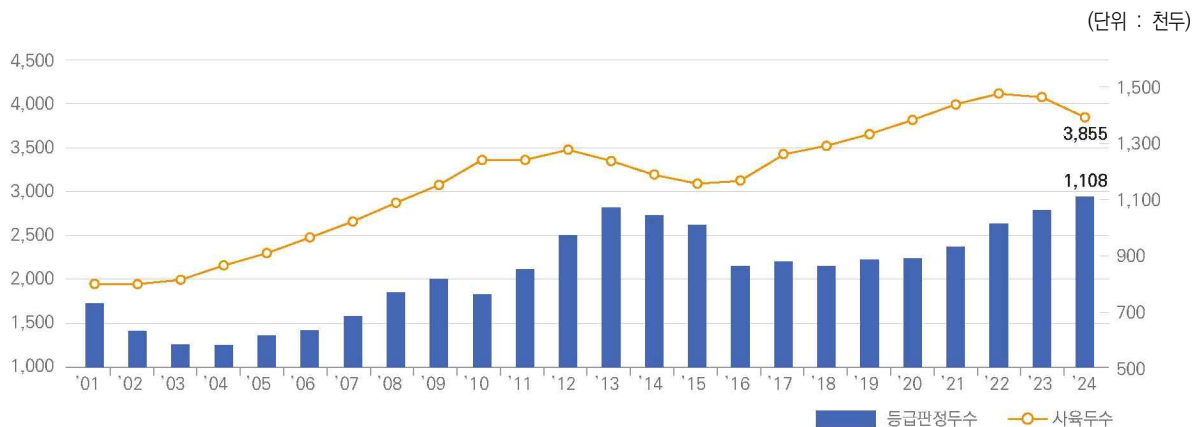
○ 한·육우 사육두수 대비 등급판정률 변화

- ('16) 30.0% → ('17) 30.2 → ('18) 26.8 → ('19) 26.8 → ('20) 25.8 → ('21) 25.7 → ('22) 26.5 → ('23) 27.1 → ('24) 29.0

■ 젖소 등급판정두수는 51,905두로 '23년 4/4분기 젖소 사육두수(386,983두)대비 13.4%의 등급판정률을 보였으며, 전년(13.1%)대비 0.3%p 증가[표 1-1]

○ 젖소 사육두수 대비 등급판정률 변화

- ('16) 14.0% → ('17) 13.0 → ('18) 12.9 → ('19) 12.4 → ('20) 13.6 → ('21) 14.6 → ('22) 14.8 → ('23) 13.1 → ('24) 13.4



[그림 1-1] 사육두수 및 등급판정두수

1) 사육두수는 통계청, 축산물품질평가원 「가축동향조사」(2023. 4/4분기) 발표 수치임

[표 1-1] 품종별 사육, 도축, 판정두수

(단위 : 두, %)

연도	사육두수			도축두수					판정두수					C/B	C/A
	계 (A)	한육우	젖소	계 (B)	한우	젖소	육우	교잡우	계 (C)	한우	젖소	육우	교잡우		
1991	2,268,729	1,772,957	495,772	544,718	302,141	232,684	3,072	6,821	5,397	-	4,256	90	-	1.0	0.2
1992	2,527,195	2,018,954	508,241	537,351	345,020	182,129	3,581	6,621	16,422	5,962	9,923	120	417	3.1	0.7
1993	2,813,815	2,260,472	553,343	686,760	487,871	182,002	5,851	11,036	62,089	29,408	31,181	336	1,164	9.0	2.5
1994	2,944,699	2,392,560	552,139	777,618	575,717	186,623	3,224	12,054	84,667	49,304	31,606	276	3,481	10.9	3.0
1995	3,147,674	2,594,207	553,467	779,787	579,773	189,034	2,083	8,897	230,262	130,808	92,614	465	6,375	29.5	7.8
1996	3,395,028	2,843,535	551,493	849,708	639,948	193,039	8,365	8,356	555,165	377,048	167,047	3,212	7,858	65.3	17.6
1997	3,279,849	2,735,432	544,417	1,125,415	887,399	213,419	12,692	11,905	1,027,807	790,302	223,710	1,487	12,308	91.3	30.3
1998	2,922,046	2,383,133	538,913	1,282,290	1,023,150	233,667	14,226	11,247	1,204,781	947,514	101,735	155,532	-	94.0	36.7
1999	2,486,495	1,951,989	534,506	1,096,207	912,210	171,618	6,908	5,471	1,057,654	873,060	68,088	116,506	-	96.5	36.2
2000	2,133,728	1,590,020	543,708	997,331	816,895	165,117	10,210	5,109	992,759	814,004	64,707	114,048	-	99.5	39.9
2001	1,954,025	1,405,849	548,176	729,245	550,499	164,456	11,861	2,429	727,416	548,232	63,883	115,301	-	99.7	34.1
2002	1,953,815	1,410,228	543,587	633,024	448,594	173,732	8,801	1,897	630,462	446,228	81,969	102,265	-	99.6	32.3
2003	1,998,936	1,480,291	518,645	584,253	361,935	90,618	131,700	-	582,908	360,796	89,590	132,522	-	99.8	29.8
2004	2,162,965	1,665,704	497,261	576,574	324,442	91,028	161,104	-	576,785	324,306	90,907	161,572	-	100.0	28.9
2005	2,297,414	1,818,549	478,865	612,472	391,302	82,609	138,561	-	611,642	390,593	82,207	138,842	-	99.9	28.3
2006	2,483,572	2,019,516	464,056	630,458	425,468	78,167	126,823	-	630,380	425,515	77,832	127,033	-	100.0	27.4
2007	2,653,976	2,200,573	453,403	683,856	493,879	67,811	122,166	-	681,695	492,115	67,600	121,980	-	99.7	27.4
2008	2,876,143	2,430,389	445,754	769,432	589,282	64,068	115,633	-	767,671	588,003	63,622	116,046	-	99.8	28.9
2009	3,079,353	2,634,705	444,648	815,014	643,543	58,463	113,007	-	813,854	643,930	58,289	111,635	-	99.9	28.3
2010	3,351,391	2,921,844	429,547	752,528	603,300	58,228	91,000	-	750,673	602,016	57,820	90,837	-	99.8	24.4
2011	3,353,353	2,949,664	403,689	852,573	720,375	37,846	94,352	-	850,062	718,256	37,478	94,328	-	99.7	25.4
2012	3,478,714	3,058,601	420,113	970,302	845,090	45,754	79,457	-	967,574	842,771	45,351	79,452	-	99.7	28.9
2013	3,342,131	2,917,929	424,202	1,071,897	961,853	45,937	64,107	-	1,069,459	959,751	45,585	64,123	-	99.8	30.7
2014	3,189,951	2,759,273	430,678	1,041,854	920,654	54,415	66,785	-	1,041,576	920,944	53,874	66,758	-	100.0	31.2
2015	3,087,767	2,676,425	411,342	1,005,586	881,991	66,752	56,843	-	1,007,001	883,593	66,485	56,923	-	100.1	31.6
2016	3,121,169	2,716,876	404,293	861,487	738,867	58,028	64,592	-	859,472	737,476	57,642	64,354	-	99.8	27.8
2017	3,428,330	3,019,500	408,830	873,483	742,312	52,912	78,259	-	873,438	742,536	52,482	78,420	-	100.0	28.0
2018	3,520,886	3,112,992	407,894	866,845	740,679	53,370	72,796	-	861,782	736,354	52,927	72,501	-	99.4	25.1
2019	3,645,190	3,237,055	408,135	886,604	766,558	51,394	68,652	-	884,635	765,297	50,714	68,624	-	99.8	25.1
2020	3,804,976	3,395,186	409,790	887,196	759,487	55,807	71,902	-	890,423	762,749	55,483	72,191	-	100.4	24.4
2021	3,990,257	3,589,459	400,798	933,861	795,432	60,300	78,129	-	932,208	794,238	59,936	78,034	-	99.8	24.5
2022	4,116,407	3,726,547	389,860	1,014,686	871,576	59,931	83,179	-	1,011,396	869,147	59,492	82,757	-	99.7	25.3
2023	4,035,076	3,648,093	386,983	1,060,569	928,310	51,219	81,040	-	1,061,509	929,411	51,095	81,003	-	100.1	25.8
2024	3,855,135 ⁹⁾	3,473,763 ⁹⁾	381,372 ⁹⁾	1,114,715	996,301	52,317	66,097	-	1,108,193	990,412	51,905	65,876	-	99.4	27.5

주) 1. 사육두수는 통계청, 축산물품질평가원 「가축동향조사」(4/4분기) 발표수치이며, 도축두수는 농림축산식품부 발표수치임

2. 2024년 사육두수는 잠정치(p)임

3. 도축두수는 2003년부터, 판정두수는 1998년부터 품종구분이 재분류됨

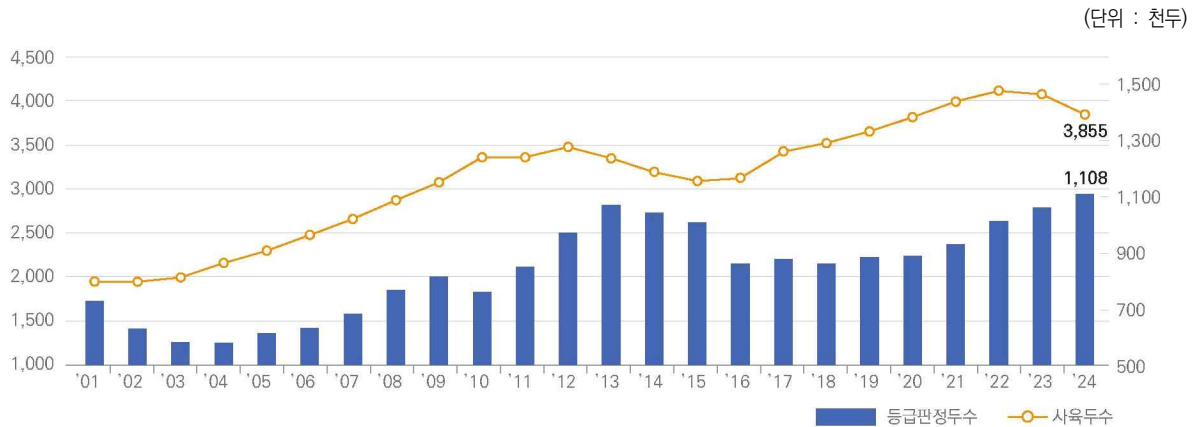
젖소: 젖소 암(경산우), 육우: 젖소 암(미경산우), 젖소 수, 교잡우, 수입생우

4. 도축두수와 판정두수의 불일치는 전년연말 도축물량 일부가 당해판정물량으로 집계되기 때문임

2. 품종별 등급판정 현황

가. 전체

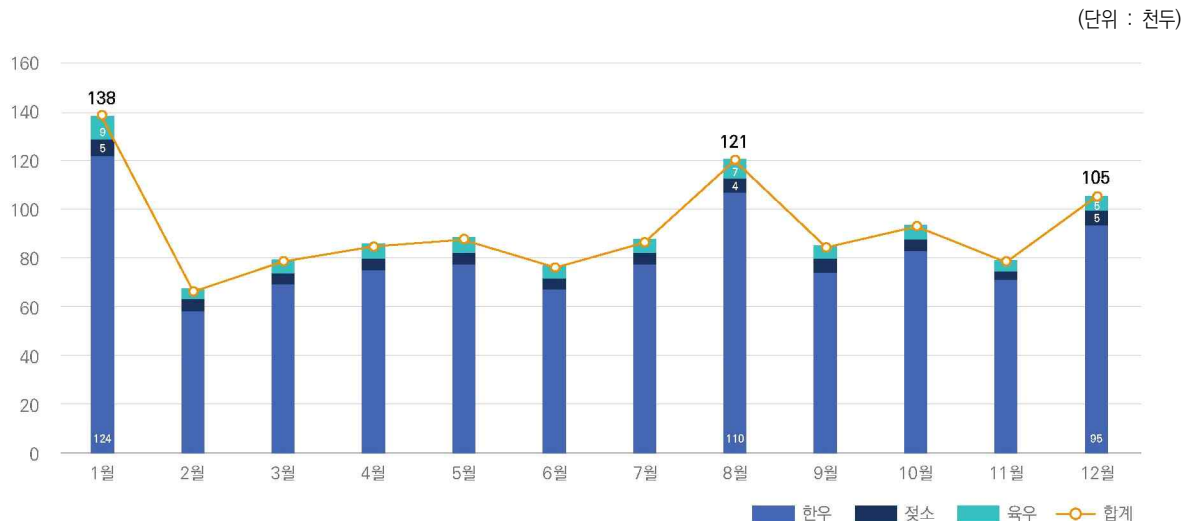
- '24년 소도체 등급판정두수는 1,108,193두로 전년(1,061,509두)대비 46,684두(4.4%) 증가[그림 1-2], [표 1-1]



[그림 1-2] 연도별 등급판정두수

- 월별 등급판정두수는 1월(123,806두), 8월(109,745), 12월(94,689) 순으로 많았음 [그림 1-3]

* 설날 : 2월 10일, 추석 : 9월 17일



[그림 1-3] 월별 등급판정두수

나. 한우

■ 한우 등급판정두수는 990,412두로 전년(929,411두)대비 61,001두(6.6%) 증가

[표 1-2]

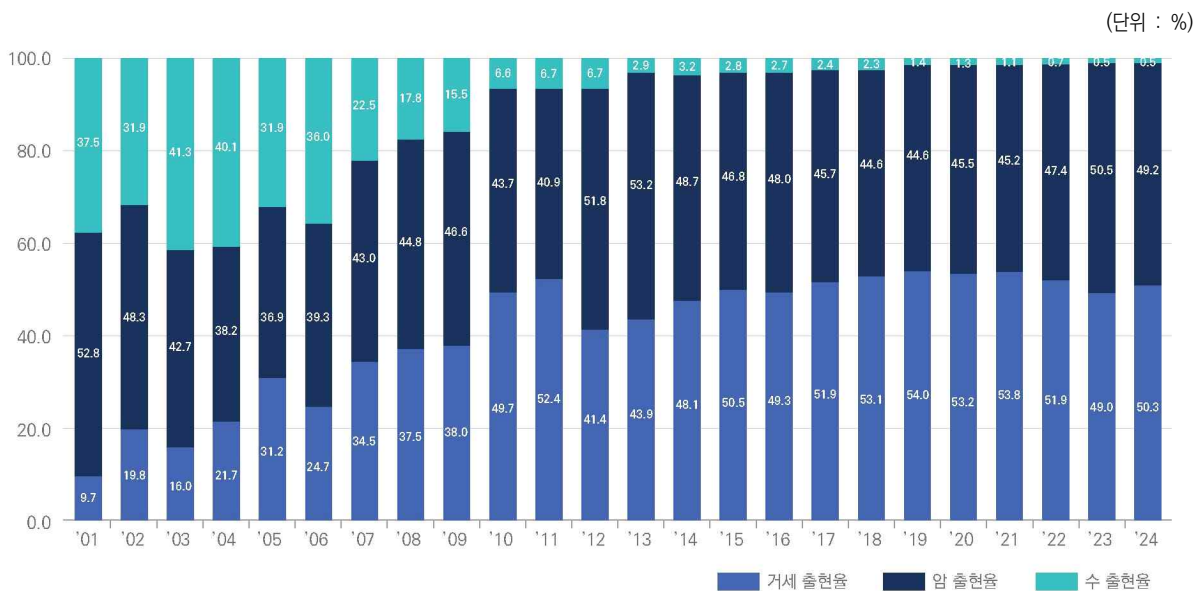
○ 성별 출현율은 암(49.2%), 수(0.5), 거세(50.3)이고, 거세율은 99.0%로 전년(98.9%)대비 0.1%p 증가

- 암 출현율(%) : ('20) 45.5 → ('21) 45.2 → ('22) 47.4 → ('23) 50.5 → ('24) 49.2

- 수 출현율 : ('20) 1.3 → ('21) 1.1 → ('22) 0.7 → ('23) 0.5 → ('24) 0.5

- 거세 출현율 : ('20) 53.2 → ('21) 53.8 → ('22) 51.9 → ('23) 49.0 → ('24) 50.3

- 거 세 율 : ('20) 97.6 → ('21) 98.1 → ('22) 98.7 → ('23) 98.9 → ('24) 99.0



[그림 1-4] 한우 성별 출현율

다. 젓소

■ 젓소 등급판정두수는 51,905두로 전년(51,095두)대비 810두(1.6%) 증가[표 1-2]

라. 육우

- 육우 등급판정두수는 65,876두로 전년(81,003두)대비 15,127두(18.7%) 감소[표 1-2]
- 성별 출현율은 암(13.3%), 수(1.9%), 거세(84.8%)이며, 거세율(97.8%)은 전년(98.4%)대비 0.6% 감소
 - 암 출현율(%) : ('20) 11.4 → ('21) 13.8 → ('22) 16.1 → ('23) 14.6 → ('24) 13.3
 - 수 출현율 : ('20) 2.2 → ('21) 1.9 → ('22) 1.3 → ('23) 1.3 → ('24) 1.9
 - 거세 출현율 : ('20) 86.4 → ('21) 84.3 → ('22) 82.6 → ('23) 84.1 → ('24) 84.8
 - 거 세 율 : ('20) 97.5 → ('21) 97.8 → ('22) 98.4 → ('23) 98.4 → ('24) 97.8

마. 출하농장

- 소 출하농장수는 69,905개소로 전년(70,839개소)대비 934개소(1.3%) 감소[표 1-2]
- 한우 출하농장수는 65,183개소로 전년(65,655개소)대비 472개소(0.7%) 감소
- 육우 출하농장수는 3,992개소로 전년(4,193개소)대비 201개소(4.8%) 감소
- 젃소 출하농장수는 4,674개소로 전년(4,873개소)대비 199개소(4.1%) 감소
- 소 출하농장 중 10두 미만 출하농장수는 41,808개소로 전년(43,699개소) 대비 1,891개소(4.3%) 감소, 10~20두 미만 출하농장수는 13,012개소로 전년(12,760개소) 대비 252개소(5.2%) 증가[표 1-2]
- 10두 미만 1,891개소(4.3%) 감소, 10두 이상 ~ 20두 미만 252개소(2.0%) 증가, 20두 이상 ~ 30두 미만 112개소(2.0%) 증가, 30두 이상 593개소(6.8%) 증가

[표 1-2] 품종별 등급판정 결과

구분		2012	2013	2014	2015	2016	2017	2018	2019	2020	2021	2022	2023	2024	전년대비 (%,%p)	
전체(두)		967,574	1,069,459	1,041,576	1,007,001	859,472	873,438	861,782	884,635	890,423	932,208	1,011,396	1,061,509	1,108,193	4.4	
한우		842,771	959,751	920,944	883,593	737,476	742,536	736,354	765,297	762,749	794,238	869,147	929,411	990,412	6.6	
젖소		45,351	45,585	53,874	66,485	57,642	52,482	52,927	50,714	55,483	59,936	59,492	51,095	51,905	1.6	
육우		79,452	64,123	66,758	56,923	64,354	78,420	72,501	68,624	72,191	78,034	82,757	81,003	65,876	-18.7	
한우	암	두수	436,977	510,584	448,120	413,195	353,880	339,355	328,350	341,122	347,083	358,818	411,875	469,280	487,310	3.8
		비율(%)	51.9	53.2	48.7	46.8	48.0	45.7	44.6	44.6	45.5	45.2	47.4	50.5	49.2	-1.3
	수	두수	56,511	27,703	29,895	24,615	20,264	18,100	17,048	10,757	9,881	8,409	6,043	5,027	4,978	-1.0
		비율(%)	6.7	2.9	3.2	2.8	2.7	2.4	2.3	1.4	1.3	1.1	0.7	0.5	0.5	0.0
	거세	두수	349,283	421,464	442,929	445,783	363,332	385,081	390,956	413,418	405,785	427,011	451,229	455,104	498,124	9.5
		비율(%)	41.4	43.9	48.1	50.4	49.3	51.9	53.1	54.0	53.2	53.8	51.9	49.0	50.3	1.3
	거세율		86.1	93.8	93.7	94.8	94.7	95.5	95.8	97.5	97.6	98.1	98.7	98.9	99.0	0.1
	젖소		45,351	45,585	53,874	66,485	57,642	52,482	52,927	50,714	55,483	59,936	59,492	51,095	51,905	1.6
육우	암	두수	9,328	7,951	6,811	10,291	13,818	12,164	9,410	8,437	8,206	10,738	13,302	11,830	8,788	-25.7
		비율(%)	11.7	12.4	10.2	18.1	21.5	15.5	13.0	12.3	11.4	13.8	16.1	14.6	13.3	-1.3
	수	두수	4,972	3,749	4,947	3,946	3,029	3,096	3,054	1,931	1,603	1,486	1,111	1,083	1,243	14.8
		비율(%)	6.3	5.8	7.4	6.9	4.7	3.9	4.2	2.8	2.2	1.9	1.3	1.3	1.9	0.6
	거세	두수	65,152	52,423	55,000	42,686	47,507	63,160	60,037	58,256	62,382	65,810	68,344	68,090	55,845	-18.0
		비율(%)	82.0	81.8	82.4	75.0	73.8	80.5	82.8	84.9	86.4	84.3	82.6	84.1	84.8	0.7
	거세율		92.9	93.3	91.7	91.5	94.0	95.3	95.2	96.8	97.5	97.8	98.4	98.4	97.8	-0.6
	출 하 농장수	전체(농장)	92,334	90,983	83,700	76,703	71,988	69,909	69,272	68,303	67,965	68,569	71,229	70,839	69,905	-1.3
한우		86,281	85,371	77,787	70,491	65,497	63,381	63,060	62,349	62,083	62,791	65,661	65,655	65,183	-0.7	
젖소		6,242	6,162	6,171	6,371	6,237	5,920	5,669	5,549	5,315	5,275	5,133	4,873	4,674	-4.1	
육우		5,352	4,789	4,814	4,963	5,156	5,294	5,070	4,736	4,600	4,746	4,813	4,193	3,992	-4.8	
출 하 규모별 농장수	10두미만(농장)	67,350	64,020	57,120	50,995	49,721	48,098	47,638	46,508	45,542	44,868	45,464	43,699	41,808	-4.3	
	10~20미만	13,128	14,001	13,368	12,588	11,420	10,872	10,842	10,718	10,817	11,318	12,128	12,760	13,012	2.0	
	20~30미만	4,934	5,250	5,406	5,164	4,364	4,384	4,228	4,332	4,489	4,879	5,418	5,620	5,732	2.0	
	30두 이상	6,922	7,712	7,807	7,956	6,483	6,555	6,564	6,745	7,117	7,504	8,219	8,760	9,353	6.8	

주) 1. 주소정보 불명 제외(2009년~2019년)

2. 2020년부터 출하농가수에서 이력제 기준 농장수로 변경

3. 품종별, 성별, 등급별 출현율

■ '24년 소도체 육질등급별 출현율은 1⁺⁺등급(24.1%), 1⁺등급(22.7), 1등급(22.6), 2등급(17.1), 3등급(10.5), 등외(3.0)로 나타남[표 1-3]

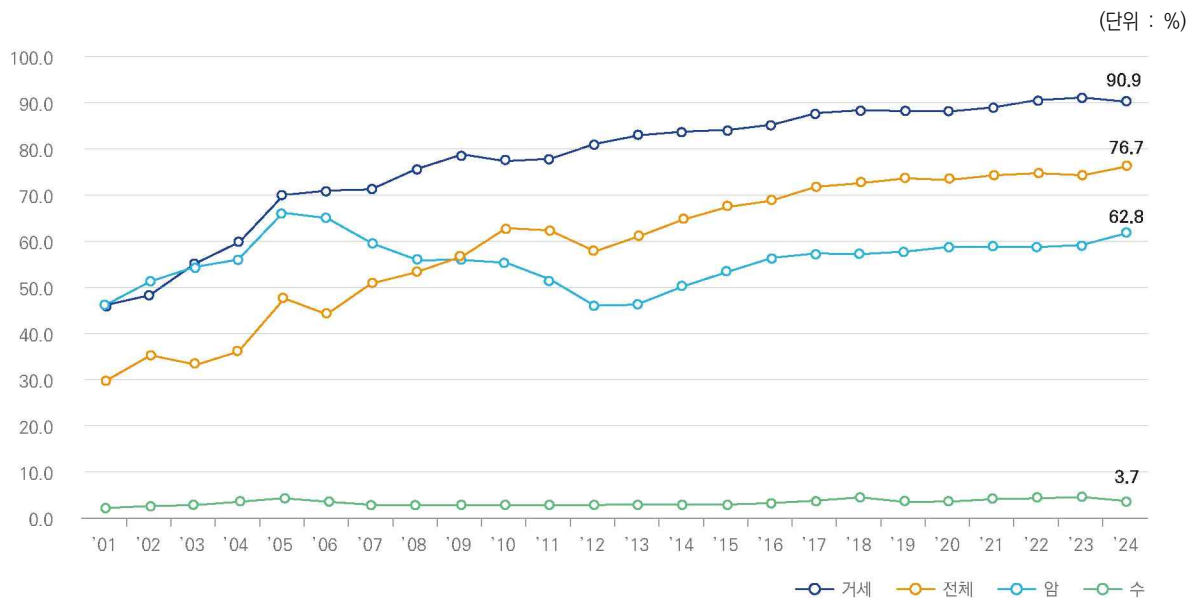
○ 한우 육질 1등급이상 출현율은 76.7%로 전년(74.6%)대비 2.1%p 증가[표 1-3]

- 전체(%) : ('20) 74.1 → ('21) 74.9 → ('22) 75.2 → ('23) 74.6 → ('24) 76.7

- 암 : ('20) 59.0 → ('21) 59.4 → ('22) 59.1 → ('23) 59.3 → ('24) 62.8

- 수 : ('20) 3.5 → ('21) 4.0 → ('22) 4.4 → ('23) 4.6 → ('24) 3.7

- 거세 : ('20) 88.7 → ('21) 89.3 → ('22) 90.8 → ('23) 91.2 → ('24) 90.9



[그림 1-5] 한우 성별 육질 1등급이상 출현율

■ 한우 육량등급별 출현율은 A등급(30.5%), B등급(50.1), C등급(19.1)로 나타남[표 1-3]

○ 한우 육량 A·B등급이상 출현율은 80.6%로 전년(79.7%)대비 0.9%p 증가

- A·B등급이상 출현율 : ('20) 75.5 → ('21) 76.7 → ('22) 79.0 → ('23) 79.7 → ('24) 80.6

■ 육우 육질등급 출현율은 1⁺⁺등급(0.9%), 1⁺등급(3.1), 1등급(9.5), 2등급(41.8), 3등급(43.9), 등외(0.8)로 나타남[표 1-3]

- 육우 육질 1등급이상 출현율은 13.5%로 전년(14.2%)대비 0.7%p 감소[표1-3]
 - 전체(%) : ('20) 13.5 → ('21) 14.9 → ('22) 14.7 → ('23) 14.2 → ('24) 13.5
 - 암 : 7.6 → ('20) 9.5 → ('21) 7.3 → ('22) 7.5 → ('23) 8.7 → ('24) 7.4
 - 수 : 0.2 → ('20) 0.1 → ('21) 0.1 → ('22) 0.1 → ('23) 0.2 → ('24) 0.0
 - 거세 : 12.8 → ('20) 14.5 → ('21) 16.4 → ('22) 16.3 → ('23) 15.3 → ('24) 14.7

■ 육우 육량등급별 출현율은 A등급(14.4%), B등급(60.8), C등급(24.0)로 나타남[표 1-3]

- 육우 육량 A·B등급이상 출현율은 75.2%로 전년(74.0%)대비 1.2%p 증가
 - A·B등급이상 출현율 : ('20) 70.1 → ('21) 68.2 → ('22) 69.9 → ('23) 74.0 → ('24) 75.2

[표 1-3] 품종별, 성별, 육질·육량등급별 출현율

(단위: 두, %)

구분			2022 년도	2023 년도	2024년도													
					전 체				한 우				젖 소	육 우				
					암	수	거세	암	수	거세	암	수		거세				
계			1,011,396	1,061,509	1,108,193	548,003	6,221	553,969	990,412	487,310	4,978	498,124	51,905	65,876	8,788	1,243	55,845	
우 전 체 비 율	1**	22.1	22.2	24.1	13.1	0.1	35.2	26.9	14.7	0.2	39.1	0.0	0.9	0.5	0.0	0.9		
	1*	22.0	21.9	22.7	18.4	0.6	27.1	25.2	20.7	0.7	29.8	0.0	3.1	1.9	0.0	3.3		
	1	21.7	22.3	22.6	24.5	2.3	20.9	24.6	27.5	2.8	22.1	0.1	9.5	5.1	0.0	10.4		
	1등급이상	65.8	66.4	69.3	56.0	3.0	83.3	76.7	62.8	3.7	90.9	0.1	13.5	7.4	0.0	14.7		
	2	18.6	18.6	17.1	22.3	14.7	12.0	16.3	24.6	17.9	8.2	1.0	41.8	23.5	1.8	45.6		
	3	11.9	11.9	10.5	15.6	79.5	4.7	6.8	12.2	75.8	0.8	39.4	43.9	64.9	94.4	39.5		
	등외	3.7	3.1	3.0	6.0	2.8	0.1	0.2	0.4	2.5	0.1	59.5	0.8	4.2	3.8	0.2		
우 량 비 율	A	24.2	25.6	28.2	25.9	37.6	30.3	30.5	28.7	38.8	32.2	1.5	14.4	13.3	32.8	14.2		
	B	50.8	51.1	49.5	48.9	46.7	50.2	50.1	51.3	48.4	49.0	23.9	60.8	62.7	39.6	61.0		
	C	21.2	20.2	19.2	19.2	12.9	19.4	19.1	19.6	10.2	18.8	15.0	24.0	19.8	23.8	24.6		

■ 한우의 육량지수는 61.537로 전년(61.458)대비 0.079(0.1%) 증가[표 1-4]

○ 한우거세 육량지수는 61.823로 전년(61.747)대비 0.076(0.1%) 증가

- A등급 : ('20) 63.425 → ('21) 63.392 → ('22) 63.434 → ('23) 63.456 → ('24) 63.477
- B등급 : ('20) 61.621 → ('21) 61.666 → ('22) 61.682 → ('23) 61.663 → ('24) 61.656
- C등급 : ('20) 59.317 → ('21) 59.384 → ('22) 59.458 → ('23) 59.425 → ('24) 59.429

[표 1-4] 품종·성별 육량등급별 육량지수

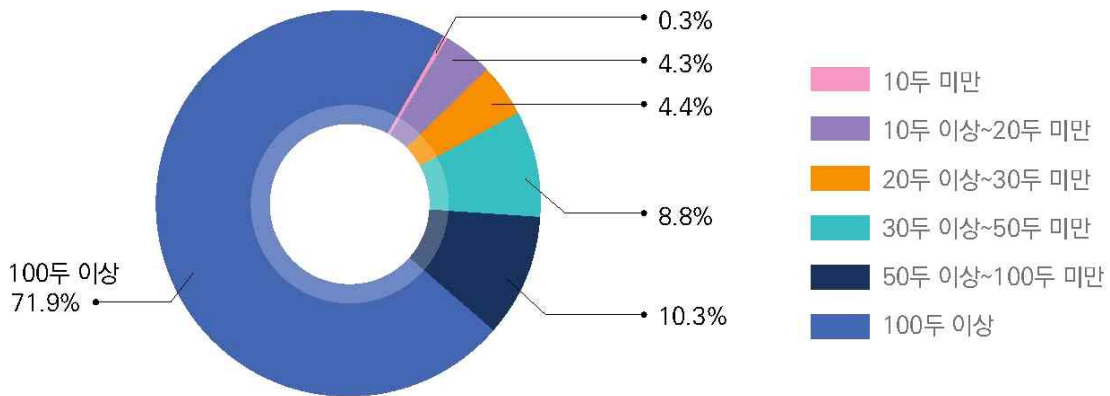
기준년도		2009	2010	2011	2012	2013	2014	2015	2016	2017	2018	2019	2020	2021	2022	2023	2024	
전체	계	66.043	65.506	65.251	65.856	65.907	65.564	65.189	64.761	64.528	64.594	64.278	61.273	61.306	61.406	61.435	61.521	
	A	69.575	69.346	69.352	69.531	69.304	69.217	69.164	69.073	68.994	68.966	68.357	63.263	63.218	63.220	63.212	63.241	
	B	65.522	65.379	65.354	65.929	66.109	65.839	65.722	65.583	65.580	65.627	65.235	61.448	61.487	61.474	61.456	61.466	
	C	60.101	59.901	59.581	60.331	60.756	60.749	60.657	60.540	60.400	60.538	60.423	59.077	59.139	59.175	59.126	59.144	
한우	전체	계	66.298	65.643	65.442	65.998	66.022	65.675	65.256	64.861	64.637	64.658	64.365	61.298	61.338	61.444	61.458	61.537
		A	69.616	69.380	69.376	69.547	69.317	69.231	69.176	69.088	69.006	68.976	68.371	63.271	63.224	63.226	63.218	63.245
		B	65.683	65.472	65.488	66.049	66.195	65.911	65.769	65.652	65.659	65.706	65.305	61.448	61.487	61.472	61.453	61.454
		C	59.477	59.327	59.299	60.044	60.568	60.512	60.418	60.329	60.152	60.285	60.205	58.948	59.000	59.045	59.014	59.034
	암	계	66.075	65.936	65.777	66.407	66.642	66.248	65.762	65.219	64.914	64.989	64.500	60.815	60.880	61.022	61.110	61.180
		A	69.406	69.420	69.471	69.564	69.451	69.387	69.297	69.177	69.091	69.066	68.484	62.828	62.817	62.851	62.881	62.899
		B	66.145	66.030	66.081	66.587	66.780	66.413	66.205	66.010	65.954	65.979	65.473	61.079	61.130	61.164	61.193	61.197
		C	59.944	59.878	59.865	60.717	61.124	60.906	60.699	60.483	60.294	60.372	60.088	58.461	58.516	58.576	58.595	58.613
	수	계	70.003	69.956	69.679	70.000	69.956	69.884	69.777	69.509	69.128	69.025	68.905	67.608	67.643	67.748	67.820	67.973
		A	70.415	70.412	70.276	70.476	70.378	70.321	70.253	70.071	69.868	69.836	69.840	69.057	69.059	69.068	69.100	69.122
		B	66.710	66.969	66.671	67.189	67.419	67.265	67.275	67.059	66.481	66.391	66.692	67.438	67.502	67.630	67.574	67.668
		C	62.389	63.823	62.249	63.187	63.106	63.235	62.435	62.842	62.441	62.124	63.075	64.723	64.732	64.970	64.937	65.055
	거세	계	65.070	64.823	64.647	64.848	65.017	64.814	64.541	64.255	64.184	64.193	64.139	61.559	61.602	61.746	61.747	61.823
		A	68.868	68.920	68.943	69.041	68.944	68.825	68.822	68.757	68.758	68.727	68.131	63.425	63.392	63.434	63.456	63.477
		B	64.930	64.874	64.923	65.202	65.324	65.293	65.305	65.257	65.368	65.446	65.145	61.621	61.666	61.682	61.663	61.656
		C	59.006	58.937	58.934	59.476	60.139	60.245	60.221	60.201	60.038	60.221	60.284	59.317	59.384	59.458	59.425	59.429
젖소	계	65.310	65.317	64.849	64.859	64.827	64.747	64.839	64.527	64.431	64.530	64.324	61.405	61.536	61.602	61.747	61.742	
	A	68.210	68.291	68.158	68.310	68.049	68.013	68.143	68.158	68.001	68.061	66.953	63.200	63.156	63.191	63.182	63.193	
	B	65.482	65.587	65.267	65.444	65.588	65.411	65.741	65.661	65.471	65.446	65.004	61.838	61.921	61.954	62.000	62.019	
	C	64.990	64.969	64.256	64.317	64.158	64.205	64.300	64.015	64.090	64.065	63.886	60.898	60.995	61.030	61.169	61.157	
육우	전체	계	64.700	64.631	63.852	64.535	64.453	64.263	64.253	63.672	63.513	63.950	63.292	60.968	60.906	60.945	61.091	61.211
		A	68.132	68.042	67.863	68.236	68.066	67.920	67.949	67.702	67.784	67.864	66.593	63.089	63.091	63.068	63.078	63.119
		B	64.963	64.954	64.668	65.140	65.319	65.215	65.198	64.983	65.002	65.081	64.659	61.353	61.365	61.351	61.349	61.443
		C	60.874	60.680	60.076	61.097	61.171	61.354	61.423	60.842	60.821	61.237	60.782	59.307	59.328	59.330	59.379	59.479
	암	계	65.593	65.552	64.708	65.179	65.260	65.171	65.301	64.618	64.242	64.532	64.131	61.358	61.593	61.777	61.875	62.094
		A	68.249	68.374	68.286	68.376	68.261	68.109	68.053	67.974	68.061	68.116	66.512	63.180	63.212	63.255	63.286	63.367
		B	65.797	65.820	65.367	65.823	65.963	65.907	65.942	65.602	65.596	65.657	65.216	61.917	62.034	62.134	62.225	62.416
		C	63.017	62.512	61.103	62.241	62.208	62.758	63.071	61.735	61.473	62.024	61.806	59.722	59.907	60.032	60.018	60.217
	수	계	66.587	66.510	66.131	66.796	66.707	66.503	66.423	66.162	66.089	65.795	65.549	64.622	64.786	64.607	64.383	64.378
		A	68.239	68.079	67.735	68.322	68.165	67.972	68.011	67.596	67.664	67.820	67.582	66.009	66.020	65.963	65.991	65.963
		B	65.979	65.936	65.673	66.361	66.242	66.089	65.960	65.604	65.655	65.570	65.394	64.595	64.685	64.639	64.665	64.593
		C	65.001	64.681	64.540	65.176	64.521	64.672	64.042	63.962	63.264	63.973	63.449	62.183	62.488	62.024	61.924	61.833
	거세	계	64.179	64.171	63.481	64.279	64.180	63.960	63.811	63.249	63.251	63.769	63.100	60.826	60.710	60.730	60.911	61.01
		A	67.889	67.731	67.786	68.088	67.893	67.794	67.798	67.658	67.858	67.813	66.093	62.902	62.854	62.881	62.932	62.935
		B	64.621	64.637	64.446	64.974	65.172	65.060	64.948	64.750	64.851	64.968	64.548	61.203	61.182	61.145	61.164	61.24
		C	60.114	60.019	59.852	60.844	60.984	61.142	61.063	60.624	60.697	61.078	60.631	59.210	59.219	59.204	59.244	59.335

주) 2019년 12월 소도체 등급기준 개정에 따른 육량지수 산식이 변경됨

4. 도축장별 등급판정 현황

- '24년 등급판정 시행 도축장은 56개소로 전년(57개소)대비 1개소(1.8%) 감소[표 1-5]
 - ('18) 63 → ('19) 62 → ('20) 64 → ('21) 60 → ('22) 59 → ('23) 57 → ('24) 56
- 도축장 1개소 당 일평균 판정두수는 82두로 전년(78두)대비 4두(5.1%) 증가[표 1-5]
 - ('18) 56 → ('19) 58 → ('20) 58 → ('21) 64 → ('22) 74 → ('23) 78 → ('24) 82
 - 일평균 판정두수가 100두 이상인 도축장은 10개소로 전년(10개소)과 동일하였으며, 판정두수 점유율은 71.9%로 전년(71.4%)대비 0.5%p 증가[표 1-5]
 - 10두 미만(%) : ('20) 1.1 → ('21) 1.1 → ('22) 0.6 → ('23) 0.6 → ('24) 0.3
 - 10두 이상 ~ 20두 미만 : ('20) 5.6 → ('21) 5.8 → ('22) 5.2 → ('23) 3.9 → ('24) 4.3
 - 20두 이상 ~ 30두 미만 : ('20) 8.6 → ('21) 6.4 → ('22) 4.9 → ('23) 5.4 → ('24) 4.4
 - 30두 이상 ~ 50두 미만 : ('20) 11.5 → ('21) 9.2 → ('22) 9.0 → ('23) 8.6 → ('24) 8.8
 - 50두 이상 ~ 100두 미만 : ('20) 10.0 → ('21) 13.6 → ('22) 10.2 → ('23) 10.1 → ('24) 10.3
 - 100두 이상 : ('20) 63.2 → ('21) 63.9 → ('22) 70.1 → ('23) 71.4 → ('24) 71.9

(단위 : %)



[그림 1-6] 일평균 판정물량별 점유율

[표 1-5] 일평균 판정물량별 도축장 개소수

(단위 : 개소, 두, %)

연도	전체			10두 미만			10두 이상 ~20두 미만			20두 이상 ~30두 미만			30두 이상 ~50두 미만			50두 이상 ~100두 미만			100두 이상		
	개소수	판정두수		개소수	판정 두수	점유율	개소수	판정 두수	점유율	개소수	판정 두수	점유율	개소수	판정 두수	점유율	개소수	판정 두수	점유율	개소수	판정 두수	점유율
		일평균	계																		
2002	102	22	630,462	38	50,649	8.0	25	98,348	15.6	13	81,392	12.9	19	193,616	30.7	5	97,837	15.5	2	108,620	17.2
2003	100	21	582,908	45	58,085	10.0	24	95,188	16.3	14	100,981	17.3	10	115,741	19.9	5	100,445	17.2	2	112,468	19.3
2004	92	23	576,785	34	40,201	7.0	26	99,860	17.3	15	94,792	16.4	8	80,582	14.0	7	131,645	22.8	2	129,705	22.5
2005	88	26	611,642	21	23,358	3.8	27	88,591	14.5	16	102,296	16.7	16	162,419	26.6	6	113,516	18.6	2	121,462	19.9
2006	83	30	630,380	11	11,198	1.8	32	102,203	16.2	17	113,699	18.0	13	125,175	19.9	7	132,192	21.0	3	145,913	23.1
2007	80	36	681,695	14	14,169	2.1	19	64,473	9.5	15	84,128	12.3	20	177,130	26.0	6	92,520	13.6	6	249,275	36.6
2008	81	38	767,671	11	14,314	1.9	19	64,589	8.4	19	108,216	14.1	19	172,225	22.4	6	100,565	13.1	7	307,762	40.1
2009	79	41	813,854	10	12,363	1.5	20	66,794	8.2	16	101,788	12.5	20	191,792	23.6	6	119,403	14.7	7	321,714	39.5
2010	78	39	750,673	15	18,489	2.5	21	71,816	9.6	17	95,153	12.7	12	113,071	15.1	5	88,944	11.8	8	363,200	48.4
2011	73	48	850,062	8	5,832	0.7	20	66,026	7.8	13	77,145	9.1	15	128,763	15.1	8	119,053	14.0	9	453,243	53.3
2012	70	56	967,574	7	7,923	0.8	12	39,767	4.1	14	78,931	8.2	20	188,599	19.5	8	135,305	14.0	9	517,049	53.4
2013	69	62	1,069,459	7	8,116	0.8	10	34,152	3.2	14	82,514	7.7	17	154,911	14.5	12	188,597	17.6	9	601,169	56.2
2014	68	63	1,041,576	5	3,628	0.3	15	51,482	4.9	14	77,930	7.5	15	148,938	14.3	11	177,748	17.1	8	581,850	55.9
2015	64	63	1,007,001	5	5,168	0.5	16	56,592	5.6	9	54,726	5.4	16	154,653	15.4	10	154,801	15.4	8	581,061	57.7
2016	64	54	859,472	9	8,635	1.0	15	51,687	6.0	9	52,091	6.1	18	162,823	18.9	5	71,293	8.3	8	512,943	59.7
2017	64	56	873,438	11	11,981	1.4	15	52,126	6.0	11	65,327	7.5	13	122,851	14.1	6	84,154	9.6	8	536,999	61.5
2018	63	56	861,782	10	9,779	1.1	15	52,792	6.1	12	70,249	8.2	12	109,696	12.7	6	89,404	10.4	8	529,862	61.5
2019	62	58	884,635	9	8,084	0.9	15	50,865	5.7	15	88,908	10.1	10	95,461	10.8	5	76,821	8.7	8	564,496	63.8
2020	64	58	890,423	10	9,976	1.1	15	49,829	5.6	13	76,816	8.6	12	102,431	11.5	6	88,888	10.0	8	562,483	63.2
2021	60	64	932,208	9	10,501	1.1	15	54,229	5.8	10	59,378	6.4	9	85,405	9.2	8	126,999	13.6	9	595,696	63.9
2022	59	74	1,011,396	6	6,483	0.6	16	52,596	5.2	9	49,937	4.9	10	90,744	9.0	7	103,057	10.2	11	708,579	70.1
2023	57	78	1,061,509	5	6,249	0.6	13	41,538	3.9	11	57,647	5.4	11	91,531	8.6	7	107,095	10.1	10	757,449	71.4
2024	56	82	1,108,193	4	3,604	0.3	15	47,608	4.3	9	49,061	4.4	11	97,505	8.8	7	113,717	10.3	10	796,698	71.9

5. 출하월령 분석

■ 한우의 평균 출하월령은 42.3개월로 전년(43.5개월) 대비 1.2개월 감소[표1-6]

○ 출하월령 : 암(53.4개월) > 거세(31.6) > 수(32.6)

- 전체(개월) : ('20) 41.4 → ('21) 41.9 → ('22) 42.9 → ('23) 43.5 → ('24) 42.3

- 암 : ('20) 54.7 → ('21) 55.8 → ('22) 56.5 → ('23) 55.7 → ('24) 53.4

- 수 : ('20) 28.7 → ('21) 29.2 → ('22) 29.2 → ('23) 30.1 → ('24) 32.6

- 거세 : ('20) 30.3 → ('21) 30.4 → ('22) 30.7 → ('23) 31.1 → ('24) 31.6

■ 육우의 평균 출하월령은 24.6개월로 전년(24.3개월) 대비 0.3개월 증가[표1-6]

○ 출하월령 : 암(32.3) > 수(30.6개월) > 거세(23.9)

- 한우 거세는 35개월령에서 등지방두께 13.1mm로 최대값이 나타났고, 35개월령에 등심단면적 99.0cm², 근내지방도 6.4로 최대값이 나타났고, 34개월령에서 도체 중량 485.7kg로 최대값으로 나타남[그림1-7], [표1-6]

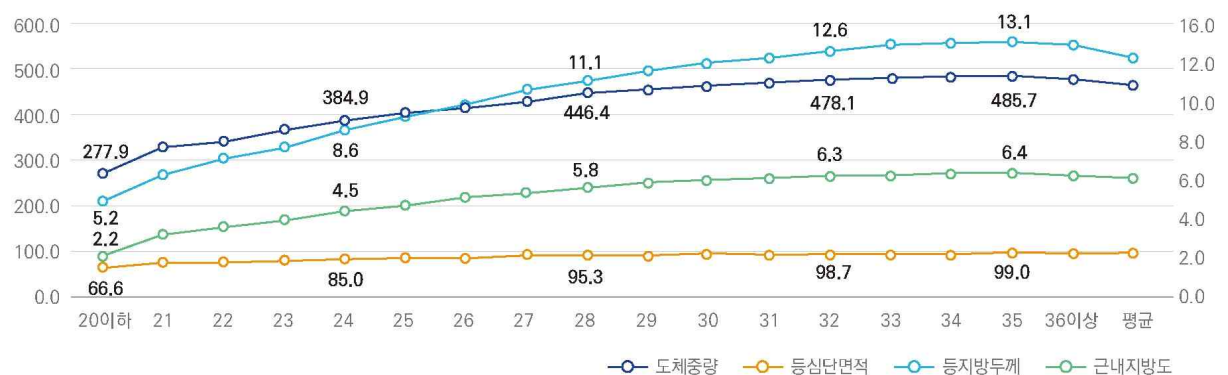
[표 1-6] 품종별, 성별 출하월령

(단위 : %)

구 분	2020년				2021년				2022년				2023년				2024년			
	전체	암	수	거세	전체	암	수	거세	전체	암	수	거세	전체	암	수	거세	전체	암	수	거세
전체	41.6	56.4	28.6	29.3	42.0	57.2	29.1	29.4	42.7	57.1	29.4	29.7	43.1	56.4	30.0	30.2	42.4	54.6	32.2	30.8
한우	41.4	54.7	28.7	30.3	41.9	55.8	29.2	30.4	42.9	56.5	29.2	30.7	43.5	55.7	30.1	31.1	42.3	53.4	32.6	31.6
젖소	68.4	68.4	-	-	67.5	67.5	-	-	66.1	66.1	-	-	65.6	65.6	-	-	66.1	66.1	-	-
육우	23.9	30.1	27.8	23.0	24.0	28.4	28.6	23.2	24.1	27.3	30.3	23.3	24.3	26.9	29.6	23.7	24.6	32.3	30.6	23.9

(단위 : cm², kg)

(단위 : mm, BMS No.)



[그림 1-7] 한우 거세 출하월령별 등급판정 결과

[표 1-7] 한우 출하월령별 등급판정 결과

(단위 : 두, %)

성별	구분		출하월령(개월령)																	
			20이하	21	22	23	24	25	26	27	28	29	30	31	32	33	34	35	36이상	계
전체	판정두수		3,058	1,136	1,675	2,603	3,760	5,984	9,204	15,972	29,983	55,038	86,444	108,713	110,564	89,958	60,375	37,467	368,478	990,412
	점유율		0.3	0.1	0.2	0.3	0.4	0.6	0.9	1.6	3.0	5.6	8.7	11.0	11.2	9.1	6.1	3.8	37.2	100.0
암	판정두수		1,192	505	775	1,147	1,608	2,519	3,999	6,193	9,498	13,705	17,719	19,865	20,131	18,963	16,182	13,316	339,993	487,310
	점유율		0.2	0.1	0.2	0.2	0.3	0.5	0.8	1.3	1.9	2.8	3.6	4.1	4.1	3.9	3.3	2.7	69.8	100.0
	육질 등급 출현율	1 ⁺⁺	3.5	6.1	8.9	9.8	12.1	13.7	16.5	18.5	21.2	23.8	26.2	27.3	28.0	28.2	26.5	25.3	10.3	14.7
		1 ⁺	5.2	12.3	15.6	15.7	17.4	22.2	23.5	25.3	26.4	27.3	27.1	27.3	27.5	27.1	26.3	24.8	18.4	20.7
		1	10.5	21.8	21.0	27.0	28.7	29.2	30.0	30.0	29.2	28.8	28.1	27.8	27.0	27.0	26.9	28.8	27.3	27.5
		2	22.4	31.3	32.6	31.0	29.4	25.7	23.8	21.2	20.1	17.8	16.5	15.7	15.8	15.9	17.9	18.9	27.5	24.6
		3	37.8	24.2	18.5	14.5	10.8	8.0	5.6	4.6	2.7	2.2	1.9	1.7	1.6	1.7	2.3	2.1	16.2	12.2
		등외	20.6	4.4	3.4	2.0	1.7	1.2	0.7	0.4	0.3	0.2	0.1	0.1	0.1	0.1	0.1	0.2	0.3	0.4
	판정 항목별 평균	등지방두께 (mm)	6.6	8.4	8.8	9.4	10.1	10.7	11.2	11.7	12.1	12.7	13.1	13.5	13.7	13.9	13.7	13.5	12.6	12.7
		등심단면적 (cm ²)	64.7	73.0	75.4	77.4	79.8	82.8	84.4	86.1	87.6	89.1	90.1	90.8	91.2	91.4	90.9	90.3	86.2	87.2
		도체중량 (kg)	251.7	291.8	300.9	315.6	326.0	341.8	348.9	358.1	366.6	374.4	379.6	384.9	387.9	390.0	388.5	386.0	368.0	371.0
		근내지방도 (BMS No.)	2.5	3.3	3.7	3.9	4.2	4.5	4.7	4.9	5.1	5.3	5.4	5.5	5.5	5.5	5.4	5.3	4.4	4.6
수	판정두수		430	91	128	188	226	289	319	336	297	289	258	239	234	199	188	131	1,136	4,978
	점유율		8.6	1.8	2.6	3.8	4.5	5.8	6.4	6.7	6.0	5.8	5.2	4.8	4.7	4.0	3.8	2.6	22.8	100.0
	육질 등급 출현율	1 ⁺⁺	0.0	0.0	0.0	0.5	0.0	0.0	0.0	0.0	0.7	0.0	0.4	0.4	0.9	0.0	0.5	0.0	0.0	0.2
		1 ⁺	0.2	0.0	0.0	0.0	0.4	0.7	0.9	0.6	1.7	1.0	0.4	1.3	2.1	2.5	1.6	0.0	0.3	0.7
		1	0.5	2.2	1.6	2.7	4.4	3.1	2.8	3.0	2.7	5.5	4.3	2.9	5.1	2.0	3.7	4.6	1.8	2.8
		2	7.2	25.3	21.1	18.1	21.7	22.1	25.4	19.3	22.6	26.6	21.7	18.8	21.4	23.1	20.7	12.2	10.8	17.9
		3	69.1	68.1	77.3	78.2	73.0	73.0	70.5	76.5	72.4	66.1	72.5	76.2	70.5	72.4	73.4	82.4	86.3	75.8
		등외	23.0	4.4	0.0	0.5	0.4	1.0	0.3	0.6	0.0	0.7	0.8	0.4	0.0	0.0	0.0	0.8	0.8	2.5
	판정 항목별 평균	등지방두께 (mm)	3.4	5.1	4.6	4.5	4.8	4.9	4.8	4.6	4.9	5.5	5.2	5.1	5.3	5.6	5.1	4.5	4.5	4.8
		등심단면적 (cm ²)	70.8	87.4	84.6	85.9	90.2	91.0	92.4	95.0	94.0	94.7	93.5	95.7	96.3	96.5	98.1	95.3	95.3	92.2
		도체중량 (kg)	303.8	391.2	392.8	395.4	420.6	429.0	432.2	447.4	449.5	457.5	454.7	465.0	475.4	477.4	480.6	471.4	477.5	443.3
		근내지방도 (BMS No.)	1.1	1.4	1.3	1.3	1.4	1.4	1.5	1.4	1.5	1.6	1.5	1.4	1.6	1.5	1.5	1.3	1.2	1.4
거세	판정두수		1,436	540	772	1,268	1,926	3,176	4,886	9,443	20,188	41,044	68,467	88,609	90,199	70,796	44,005	24,020	27,349	498,124
	점유율		0.3	0.1	0.2	0.3	0.4	0.6	1.0	1.9	4.1	8.2	13.7	17.8	18.1	14.2	8.8	4.8	5.5	100.0
	육질 등급 출현율	1 ⁺⁺	2.6	8.5	10.4	11.8	14.8	18.2	22.0	25.1	30.1	35.4	37.5	39.8	41.7	41.9	43.1	43.9	42.1	39.1
		1 ⁺	5.6	9.1	15.3	16.5	22.7	24.2	27.0	29.0	30.3	30.2	30.7	30.6	30.1	30.2	29.6	29.0	27.8	29.8
		1	8.0	20.2	20.3	26.4	27.6	29.3	27.9	28.4	26.4	24.1	23.1	21.7	21.1	21.2	20.2	19.8	20.7	22.1
		2	25.4	34.1	33.0	31.1	26.3	22.6	19.4	15.4	12.1	9.6	8.3	7.4	6.7	6.3	6.6	6.8	8.2	8.2
		3	51.1	25.0	18.8	13.6	8.0	5.2	3.3	1.9	1.1	0.7	0.4	0.4	0.3	0.4	0.4	0.5	1.2	0.8
		등외	7.2	3.1	2.2	0.7	0.6	0.4	0.3	0.1	0.0	0.0	0.0	0.0	0.0	0.0	0.0	0.0	0.0	0.1
	판정 항목별 평균	등지방두께 (mm)	5.2	6.7	7.0	7.7	8.6	9.3	9.9	10.6	11.1	11.6	12.0	12.3	12.6	12.9	13.0	13.1	12.9	12.3
		등심단면적 (cm ²)	66.6	75.6	77.9	81.7	85.0	87.4	90.1	92.3	94.9	96.8	97.7	98.3	98.7	98.7	98.8	99.0	97.8	97.6
		도체중량 (kg)	277.9	329.2	344.0	365.2	384.9	401.9	415.7	430.9	446.4	457.8	465.8	472.7	478.1	482.2	484.2	485.7	480.8	470.6
		근내지방도 (BMS No.)	2.2	3.3	3.7	4.0	4.5	4.8	5.2	5.4	5.7	6.0	6.1	6.2	6.3	6.3	6.4	6.4	6.3	6.2

[표 1-8] 육우 출하월령별 등급판정 결과

(단위 : 두, %)

성별	구분	출하월령(개월령)																	
		20이하	21	22	23	24	25	26	27	28	29	30	31	32	33	34	35	36이상	계
전체	판정두수	7,631	4,602	7,752	8,951	9,461	7,665	5,494	3,773	2,442	1,720	1,269	906	675	613	496	440	1,986	65,876
	점유율	11.6	7.0	11.8	13.6	14.4	11.6	8.3	5.7	3.7	2.6	1.9	1.4	1.0	0.9	0.8	0.7	3.0	100.0
암	판정두수	1,035	297	394	428	516	568	605	612	591	537	499	399	321	327	241	229	1,189	8,788
	점유율	11.8	3.4	4.5	4.9	5.9	6.5	6.9	7.0	6.7	6.1	5.7	4.5	3.7	3.7	2.7	2.6	13.5	100.0
	육질 등급 출현율	1**	0.0	0.0	0.0	0.0	0.2	1.2	0.3	0.7	0.7	0.4	0.8	0.3	0.3	0.4	1.3	0.8	0.5
		1+	0.6	1.0	1.0	1.2	1.4	2.1	1.6	2.2	2.4	2.0	1.8	2.8	1.8	2.9	2.6	2.7	1.9
		1	1.1	0.7	3.0	5.1	4.3	6.1	7.7	7.4	7.1	6.2	4.8	4.0	5.5	3.3	5.7	6.6	5.1
		2	8.0	14.8	24.4	22.0	21.1	24.3	27.1	27.9	31.5	27.1	29.6	25.2	23.9	24.5	25.3	26.2	23.5
		3	73.9	77.8	65.0	68.7	68.4	63.3	62.4	60.7	57.2	61.9	60.9	66.0	65.4	65.1	62.9	61.9	64.9
		등외	16.4	5.7	6.6	3.0	4.3	3.0	0.8	1.0	1.1	2.4	2.3	1.6	3.1	3.7	2.2	1.8	4.2
	판정 항목별 평균	등지방두께 (mm)	4.4	4.9	5.5	5.4	5.3	5.5	5.6	5.6	5.8	5.6	5.8	5.4	5.7	5.8	5.8	6.5	5.6
		등심단면적 (cm^2)	55.0	60.1	63.1	63.1	64.5	66.7	67.4	67.4	69.2	69.4	69.9	69.3	69.7	72.0	72.0	72.8	66.6
		도체중량 (kg)	266.5	302.2	320.5	324.7	330.6	345.1	350.1	356.7	366.3	364.3	367.8	364.1	372.2	380.9	380.6	393.5	347.4
		근내지방도 (BMS No.)	1.2	1.3	1.5	1.6	1.5	1.7	1.7	1.8	1.8	1.7	1.7	1.7	1.6	1.6	1.8	1.8	1.6
수	판정두수	224	44	42	51	60	59	69	69	60	59	49	44	29	27	40	26	291	1,243
	점유율	18.0	3.5	3.4	4.1	4.8	4.7	5.6	5.6	4.8	4.7	3.9	3.5	2.3	2.2	3.2	2.1	23.4	100.0
	육질 등급 출현율	1**	0.0	0.0	0.0	0.0	0.0	0.0	0.0	0.0	0.0	0.0	0.0	0.0	0.0	0.0	0.0	0.0	0.0
		1+	0.0	0.0	0.0	0.0	0.0	0.0	0.0	0.0	0.0	0.0	0.0	0.0	0.0	0.0	0.0	0.0	0.0
		1	0.0	0.0	0.0	0.0	0.0	0.0	0.0	0.0	0.0	0.0	0.0	0.0	0.0	0.0	0.0	0.0	0.0
		2	0.4	0.0	7.1	3.9	0.0	5.8	1.4	3.3	1.7	4.1	0.0	3.4	3.7	0.0	0.0	0.3	1.8
		3	92.9	95.5	90.5	92.2	96.7	91.3	94.2	96.7	94.9	91.8	100.0	96.6	96.3	95.0	100.0	94.8	94.4
		등외	6.7	4.5	2.4	3.9	3.3	2.9	4.3	0.0	3.4	4.1	0.0	0.0	0.0	5.0	0.0	4.8	3.8
	판정 항목별 평균	등지방두께 (mm)	2.4	2.6	3.1	2.7	2.6	3.2	2.8	3.2	3.1	2.6	2.8	2.6	3.1	2.8	2.8	2.9	2.8
		등심단면적 (cm^2)	61.5	71.4	72.5	74.6	76.4	74.1	85.3	81.4	80.7	80.9	83.5	80.7	86.1	89.9	83.0	85.7	77.9
		도체중량 (kg)	289.1	338.5	394.8	401.4	406.5	415.8	466.6	455.7	449.9	461.3	464.2	449.3	495.8	501.0	477.0	523.5	431.7
		근내지방도 (BMS No.)	1.0	1.0	1.1	1.0	1.0	1.1	1.1	1.0	1.1	1.0	1.0	1.0	1.1	1.0	1.0	1.0	1.0
거세	판정두수	6,372	4,261	7,316	8,472	8,885	7,038	4,820	3,092	1,791	1,124	721	463	325	259	215	185	506	55,845
	점유율	11.4	7.6	13.1	15.2	15.9	12.6	8.6	5.5	3.2	2.0	1.3	0.8	0.6	0.5	0.4	0.3	0.9	100.0
	육질 등급 출현율	1**	0.2	0.4	0.6	0.8	1.2	1.3	1.4	1.1	1.2	1.8	2.6	1.8	1.5	3.3	0.5	1.4	0.9
		1+	0.8	1.6	2.8	3.2	3.6	5.1	4.9	4.7	3.4	4.3	4.5	4.9	3.5	2.8	7.6	4.5	3.3
		1	3.5	5.6	9.3	10.8	12.3	13.7	13.9	12.5	13.4	11.2	13.2	9.2	10.8	12.6	9.7	11.7	10.4
		2	28.8	43.8	47.2	50.1	49.8	47.9	47.4	44.7	44.6	44.7	41.0	36.3	39.0	34.0	40.0	36.2	45.6
		3	65.7	48.3	40.1	35.1	33.0	31.8	32.3	36.7	36.7	37.7	38.4	47.7	45.2	47.0	42.2	45.7	39.5
		등외	1.0	0.3	0.1	0.1	0.1	0.1	0.1	0.3	0.7	0.3	0.2	0.0	0.0	0.5	0.0	0.6	0.2
	판정 항목별 평균	등지방두께 (mm)	5.2	5.7	6.2	6.3	6.4	6.5	6.4	6.1	6.1	6.2	6.0	5.5	5.7	5.5	5.5	5.4	6.1
		등심단면적 (cm^2)	65.5	69.2	71.5	72.2	72.9	73.1	73.5	72.9	73.4	73.9	74.4	73.3	73.0	73.6	73.8	73.6	71.6
		도체중량 (kg)	369.2	408.2	429.7	439.3	444.0	446.2	446.4	444.7	446.5	453.6	450.4	443.9	440.8	446.4	459.1	442.8	430.9
		근내지방도 (BMS No.)	1.5	1.9	2.1	2.2	2.3	2.5	2.5	2.3	2.3	2.3	2.4	2.2	2.2	2.2	2.3	2.2	2.2

6. 도매시장 경락가격

■ '24년 한우도체 평균경락가격은 16,482원/kg으로 전년(16,628원)대비 146원(0.8%) 하락[표 1-9, 11]

○ 1⁺⁺등급 : 20,451원/kg(전년 대비 773원 하락), 1⁺등급 : 17,212원/kg(708원 하락), 1등급 : 15,388원/kg(425원 하락), 2등급 : 12,263원/kg(147원 상승), 3등급 : 9,807원/kg(1,123원 상승)

- 한우 암(원/kg) : ('20) 17,877 → ('21) 18,863 → ('22) 16,269 → ('23) 14,244 → ('24) 14,607

- 한우 수 : ('20) 13,386 → ('21) 13,939 → ('22) 12,433 → ('23) 9,640 → ('24) 9,660

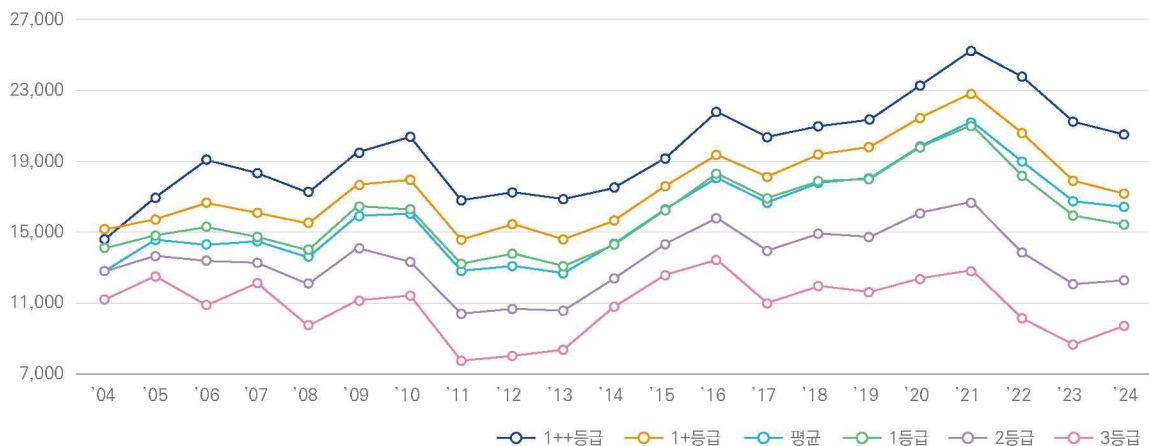
- 한우 거세 : ('20) 21,241 → ('21) 22,667 → ('22) 20,980 → ('23) 18,619 → ('24) 17,963

[표 1-9] 한우 등급별 경락가격

(단위 : 원/kg)

구분	2006	2007	2008	2009	2010	2011	2012	2013	2014	2015	2016	2017	2018	2019	2020	2021	2022	2023	2024
1 ⁺⁺ 등급	19,054	18,349	17,298	19,486	20,323	16,749	17,269	16,844	17,427	19,121	21,676	20,325	20,958	21,290	23,302	25,182	23,728	21,224	20,451
1 ⁺ 등급	16,778	16,060	15,532	17,700	17,949	14,666	15,458	14,661	15,656	17,649	19,410	18,189	19,416	19,788	21,504	22,746	20,612	17,920	17,212
1등급	15,348	14,672	14,041	16,457	16,232	13,265	13,874	13,114	14,360	16,301	18,374	16,951	17,967	17,922	19,997	20,983	18,264	15,813	15,388
2등급	13,491	13,322	12,229	14,204	13,420	10,497	10,773	10,656	12,455	14,392	15,898	13,969	14,965	14,778	16,050	16,673	13,964	12,116	12,263
3등급	10,940	12,123	9,859	11,205	11,505	7,883	8,082	8,468	10,886	12,653	13,547	11,048	12,025	11,649	12,443	12,937	10,135	8,684	9,807
등외	5,740	5,837	4,275	5,376	6,606	4,547	4,448	4,710	6,563	7,696	8,143	5,715	6,194	5,281	5,468	6,148	5,504	4,455	5,366
평균 (결함, 등외제외)	14,261	14,489	13,604	15,881	16,036	12,782	13,121	12,814	14,283	16,284	18,116	16,719	17,772	17,965	19,891	21,169	19,018	16,628	16,482

(단위 : 원/kg)



[그림 1-8] 한우도체 등급별 경락가격

■ 육우도체 평균경락가격은 10,253원/kg으로 전년(9,369원)대비 884원(8.4%) 상승[표 1-10, 11]

○ 1⁺⁺등급 : 14,329원/kg(전년 대비 59원 상승), 1⁺등급 : 13,023원/kg(155원 상승), 1등급 : 12,038원/kg(583원 상승), 2등급 : 10,925원/kg(1,065원 상승), 3등급 : 9,063원/kg(1,112원 상승)

- 육우 암(원/kg) : ('20) 9,557 → ('21) 10,261 → ('22) 9,258 → ('23) 8,081 → ('24) 8,860

- 육우 수 : ('20) 7,727 → ('21) 8,389 → ('22) 8,165 → ('23) 6,689 → ('24) 7,347

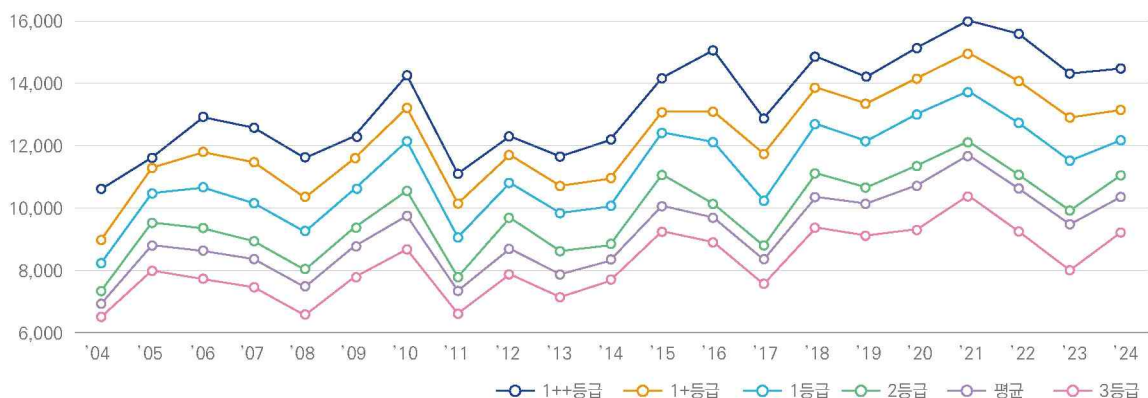
- 육우 거세 : ('20) 11,012 → ('21) 11,999 → ('22) 10,910 → ('23) 9,646 → ('24) 10,554

[표 1-10] 육우 등급별 경락가격

(단위 : 원/kg)

구 분	2006	2007	2008	2009	2010	2011	2012	2013	2014	2015	2016	2017	2018	2019	2020	2021	2022	2023	2024
1 ⁺⁺ 등급	12,886	12,534	11,586	12,230	14,220	10,974	12,249	11,727	12,190	14,103	14,994	12,841	14,868	14,131	15,226	16,019	15,467	14,270	14,329
1 ⁺ 등급	11,754	11,457	10,318	11,578	13,178	10,034	11,698	10,709	10,968	13,093	13,049	11,687	13,835	13,301	14,176	14,910	14,056	12,868	13,023
1등급	10,645	10,176	9,208	10,586	12,135	8,997	10,795	9,843	10,015	12,428	12,118	10,230	12,686	12,116	12,975	13,714	12,710	11,455	12,038
2등급	9,329	8,903	7,987	9,323	10,557	7,685	9,679	8,577	8,807	11,074	10,103	8,745	11,092	10,642	11,335	12,120	10,981	9,860	10,925
3등급	7,690	7,420	6,527	7,722	8,624	6,557	7,829	7,103	7,693	9,249	8,881	7,557	9,319	9,098	9,328	10,351	9,171	7,951	9,063
등외	3,718	3,410	3,072	3,346	3,939	3,697	3,165	3,419	3,880	4,560	5,297	4,387	4,828	4,730	4,909	5,222	5,009	4,245	4,781
평균 (결함,등외제외)	8,589	8,341	7,431	8,735	9,752	7,317	8,715	7,815	8,311	10,060	9,629	8,390	10,368	10,096	10,727	11,649	10,580	9,369	10,253

(단위 : 원/kg)



[그림 1-9] 육우도체 등급별 경락가격

[표 1-11] 품종별, 성별 전국 경락가격

(단위 : 원/kg)

연도	한우				젖소	육우			
	계	암	수	거세		계	암	수	거세
2002	13,675	14,067	13,149	13,733	4,426	7,049	6,574	6,435	7,517
2003	14,783	16,343	13,217	16,063	4,010	6,347	5,977	5,257	6,959
2004	12,893	13,676	11,681	13,481	4,701	6,835	6,307	6,257	7,040
2005	14,552	14,886	13,348	14,839	6,023	8,756	8,196	7,362	9,247
2006	14,261	14,431	11,858	15,712	5,697	8,589	7,958	6,954	8,943
2007	14,489	13,995	13,424	14,940	5,576	8,341	7,788	6,789	8,553
2008	13,604	12,779	10,911	14,468	4,736	7,431	6,825	5,653	7,652
2009	15,881	15,036	12,045	16,962	4,795	8,735	7,938	6,530	8,969
2010	16,036	14,884	14,928	16,546	5,338	9,752	8,822	7,440	10,043
2011	12,782	11,388	9,081	13,557	5,147	7,317	7,141	5,963	7,401
2012	13,121	11,290	9,783	14,750	5,052	8,715	7,967	6,954	8,921
2013	12,814	11,336	10,514	13,973	4,544	7,815	7,308	6,255	8,021
2014	14,283	13,304	11,574	14,985	4,830	8,311	7,864	7,063	8,478
2015	16,284	15,494	13,150	16,855	5,241	10,060	9,144	8,399	10,562
2016	18,116	17,079	15,263	18,941	6,017	9,629	9,050	8,374	9,916
2017	16,719	15,396	12,108	17,710	5,388	8,390	7,837	6,842	8,573
2018	17,772	16,481	12,813	18,735	5,874	10,368	9,590	8,259	10,615
2019	17,965	16,251	13,439	19,116	6,347	10,096	9,281	8,183	10,314
2020	19,891	17,877	13,386	21,241	6,516	10,727	9,557	7,727	11,012
2021	21,169	18,863	13,939	22,667	6,837	11,649	10,261	8,389	11,999
2022	19,018	16,269	12,433	20,980	7,258	10,580	9,258	8,165	10,910
2023	16,628	14,244	9,640	18,619	6,468	9,369	8,081	6,689	9,646
2024	16,482	14,607	9,660	17,963	6,781	10,253	8,860	7,347	10,554

주) 경락가격은 결함, 등외 제외 가격임

- 도매시장으로 출하된 한우 중 2)경락가격이 상위 10%에 해당하는 도체의 평균경락 가격은 22,579원/kg으로 전년(23,409원)대비 830원(3.5%) 하락[표 1-12]
 - 한우 전체 상위 10%에 해당하는 도체성적
 - 경락가격(22,579원/kg), 도체중량(473.3kg), 등지방두께(12.2mm), 등심단면적(110.7cm²), 근내 지방도(No. 8.7), 육질등급(5.0), 육량등급(2.4)
 - 한우(경매) 전체 도체성적[표 1-14]
 - 경락가격(16,482원/kg), 도체중량(418.2kg), 등지방두께(12.5mm), 등심단면적(93.0cm²), 근내 지방도(No. 5.3), 육질등급(3.4), 육량등급(2.1)
- 도매시장으로 출하된 육우 중 경락가격이 상위 10%에 해당하는 도체의 평균경락 가격은 12,590원/kg으로 전년(12,263원)대비 327원(2.7%) 상승[표 1-13]
 - 육우 전체 상위 10%에 해당하는 도체성적
 - 경락가격(12,590원/kg), 도체중량(460.3kg), 등지방두께(7.4mm), 등심단면적(79.2cm²), 근내 지방도(No. 4.6), 육질등급(3.2), 육량등급(1.9)
 - 육우(경매) 전체 도체성적[표 1-15]
 - 경락가격(10,253원/kg), 도체중량(409.6kg), 등지방두께(5.8mm), 등심단면적(70.1cm²), 근내 지방도(No. 2.0), 육질등급(1.7), 육량등급(1.9)

2) 경락가격 상위 10%는 도매시장 상장도체 중 일일 경락가격이 상위 10%에 해당하는 도체를 기준으로 집계함

[표 1-12] 경락가격 상위 10%의 한우도체 등급판정 항목별 성적

연도	경락가격 (원/kg)	도체중량 (kg)	등지방두께 (mm)	등심단면적 (cm ²)	근내지방도 (BMS No.)	육질등급	육량등급
2002	16,155	326.7±37.7	9.4±3.5	81.0±9.3	5.3±1.6	3.4±0.8	2.4±0.5
2003	18,306	338.8±41.9	10.1±3.1	81.6±9.8	5.8±1.2	3.6±0.6	2.3±0.5
2004	16,553	346.9±44.8	10.9±4.0	82.3±10.1	5.8±1.6	3.6±0.8	2.3±0.6
2005	17,652	354.6±45.7	11.1±4.0	83.2±10.1	7.5±1.5	4.5±0.7	2.4±0.6
2006	18,847	366.2±48.7	11.5±4.0	84.9±10.0	7.5±1.2	4.5±0.6	2.3±0.6
2007	18,079	371.5±52.3	12.4±4.6	85.9±10.7	7.4±1.1	4.4±0.6	2.2±0.6
2008	17,281	384.4±53.7	12.9±4.7	88.7±11.0	7.4±1.1	4.5±0.6	2.2±0.6
2009	19,578	396.3±54.1	12.4±4.6	90.5±11.1	7.7±1.1	4.6±0.5	2.3±0.6
2010	20,604	398.9±54.1	12.6±4.7	92.8±11.8	7.8±1.1	4.7±0.5	2.3±0.6
2011	17,131	404.9±53.6	12.5±4.6	95.6±12.3	7.8±1.1	4.7±0.5	2.3±0.5
2012	17,519	412.3±49.6	12.7±4.5	97.7±12.0	8.0±1.0	4.7±0.5	2.3±0.5
2013	16,989	412.7±52.6	12.5±4.5	97.5±12.2	7.9±1.0	4.7±0.5	2.3±0.5
2014	17,725	414.3±52.9	12.3±4.2	98.0±12.3	7.8±1.1	4.7±0.5	2.3±0.5
2015	19,623	416.6±52.1	12.4±4.0	99.0±12.0	7.7±1.1	4.6±0.5	2.3±0.5
2016	22,063	420.1±52.5	12.5±4.0	99.3±12.1	7.6±1.1	4.5±0.5	2.3±0.5
2017	20,734	423.3±54.0	12.6±4.1	99.5±12.2	7.7±1.1	4.6±0.5	2.3±0.5
2018	21,765	424.4±55.7	12.6±3.9	101.7±12.9	7.7±1.1	4.6±0.5	2.3±0.5
2019	22,224	434.3±55.0	12.5±4.0	105.3±13.2	8.0±1.0	4.7±0.5	2.4±0.5
2020	24,728	441.1±55.0	12.3±4.2	105.9±13.1	8.1±1.0	4.9±0.3	2.5±0.3
2021	26,954	449.9±56.1	12.4±4.1	106.6±13.0	8.4±0.9	5.0±0.2	2.4±0.2
2022	26,067	457.8±59.1	12.4±4.3	108.7±13.3	8.6±0.7	5.0±0.2	2.4±0.2
2023	23,409	467.1±61.7	12.4±4.4	110.1±13.4	8.6±0.7	5.0±0.1	2.4±0.1
2024	22,579	473.3±62.8	12.2±4.5	110.7±13.4	8.7±0.6	5.0±0.1	2.4±0.6

[표 1-13] 경락가격 상위 10%의 육우도체 등급판정 항목별 성적

연도	경락가격 (원/kg)	도체중량 (kg)	등지방두께 (mm)	등심단면적 (cm ²)	근내지방도 (BMS No.)	육질등급	육량등급
2002	9,586	365.0±38.4	4.8±2.2	75.0±10.1	2.7±1.4	2.1±0.7	2.1±0.4
2003	9,028	385.1±41.7	5.8±3.2	75.6±8.7	3.4±1.6	2.5±0.8	2.0±0.4
2004	8,573	404.2±45.6	7.2±5.1	76.3±8.7	3.8±1.7	2.7±0.8	1.9±0.4
2005	10,855	397.5±37.5	6.3±2.8	75.4±8.1	4.2±1.6	2.9±0.8	2.0±0.3
2006	11,074	401.8±38.2	6.8±2.7	76.1±8.4	4.3±1.6	2.9±0.8	2.0±0.3
2007	10,689	411.3±39.0	6.9±3.0	76.6±8.6	4.4±1.4	2.9±0.7	1.9±0.3
2008	9,818	416.9±41.0	7.3±3.3	77.3±8.6	4.3±1.5	2.9±0.7	1.9±0.4
2009	11,166	420.8±40.3	6.8±2.8	77.6±8.6	4.4±1.5	3.0±0.8	1.9±0.3
2010	12,560	425.4±41.6	6.6±2.8	78.3±8.8	4.1±1.6	2.8±0.8	1.9±0.3
2011	9,573	434.3±45.3	7.7±3.5	79.8±9.6	4.5±1.6	3.0±0.8	1.8±0.8
2012	11,103	427.6±41.3	7.1±3.3	79.1±9.5	4.0±1.6	2.8±0.8	1.8±0.8
2013	9,974	427.9±43.1	7.0±3.7	79.4±9.6	3.8±1.6	2.7±0.7	1.8±0.7
2014	10,308	435.6±45.6	7.1±3.4	79.3±9.8	3.8±1.5	2.7±0.7	1.7±0.7
2015	12,354	431.9±42.9	7.0±3.4	77.4±8.9	3.5±1.5	2.5±0.7	1.7±0.7
2016	12,134	443.2±44.4	7.6±3.5	78.3±9.5	3.8±1.5	2.7±0.7	1.6±0.7
2017	10,600	449.4±44.2	7.7±3.6	78.8±9.1	4.1±1.4	2.8±0.7	1.6±0.7
2018	12,801	441.2±42.7	7.4±3.3	79.1±9.2	4.0±1.4	2.8±0.7	1.6±0.7
2019	12,529	446.9±41.8	7.9±3.5	80.7±9.6	4.2±1.5	2.9±0.7	1.6±0.7
2020	13,492	451.3±42.2	8.8±3.6	79.0±9.6	4.5±1.4	3.1±0.8	1.8±0.8
2021	14,407	460.0±44.5	8.7±3.6	80.2±9.6	4.7±1.5	3.2±0.8	1.8±0.8
2022	13,582	461.5±44.7	8.4±3.1	80.8±9.7	4.7±1.5	3.2±0.8	1.8±0.8
2023	12,263	461.9±44.7	7.9±3.1	80.7±9.8	4.7±1.4	3.2±0.8	1.9±0.8
2024	12,590	460.3±45.4	7.4±3.2	79.2±9.7	4.6±1.5	3.2±0.8	1.9±0.6

주) 1. 경락가격 상위 10%는 도매시장 상장도체 중 당일 경락가격이 상위 10%에 해당하는 도체를 기준으로 집계함. 평균경락가격은 결함·등외제외가격임

[표 1-14] 한우(경매)도체 등급판정 항목별 성적

연도	경락가격 (원/kg)	도체중량 (kg)	등지방두께 (mm)	등심단면적 (cm ²)	근내지방도 (BMS No.)	육질등급	육량등급
2002	13,678	334.6±50.8	9.4±4.8	79.8±10.9	3.1±1.9	2.2±1.0	2.3±1.0
2003	14,783	343.6±52.8	8.9±4.8	81.8±12.2	2.8±2.0	2.0±1.1	2.4±1.1
2004	12,895	356.7±57.6	10.4±5.5	81.9±12.4	3.3±2.2	2.2±1.2	2.2±1.2
2005	14,555	353.4±55.9	10.8±5.4	79.9±11.3	4.2±2.5	2.7±1.3	2.3±1.3
2006	14,261	352.0±60.1	10.5±5.4	80.3±12.0	3.8±2.4	2.5±1.3	2.3±1.3
2007	14,489	356.8±65.2	11.7±5.6	80.0±12.2	4.2±2.2	2.7±1.2	2.1±1.2
2008	13,604	363.3±67.5	12.5±5.9	81.7±12.4	4.3±2.2	2.8±1.2	2.1±1.2
2009	15,881	370.1±67.8	12.3±5.9	83.1±12.4	4.5±2.3	2.9±1.2	2.1±1.2
2010	16,037	380.0±67.6	12.9±5.7	84.6±12.4	4.6±2.1	3.0±1.1	2.1±1.1
2011	12,782	383.4±66.6	13.1±5.9	85.8±12.5	4.5±2.1	2.9±1.1	2.1±1.1
2012	13,121	362.0±69.4	12.5±5.7	84.1±13.6	4.4±2.2	2.8±1.2	2.1±1.2
2013	12,814	365.7±69.4	12.3±5.5	84.1±13.4	4.4±2.1	2.9±1.1	2.1±1.1
2014	14,283	378.3±67.5	12.8±5.3	85.5±12.9	4.6±2.1	3.0±1.1	2.0±1.1
2015	16,284	386.5±67.0	13.4±5.4	87.1±12.6	4.7±2.1	3.0±1.1	2.0±1.1
2016	18,116	390.0±68.1	13.9±5.5	87.2±13.1	4.7±2.0	3.0±1.1	1.9±1.1
2017	16,719	395.2±68.4	14.1±5.8	87.4±13.2	4.9±2.0	3.1±1.1	1.8±1.1
2018	17,772	397.8±70.4	14.2±5.6	89.1±13.9	5.0±2.1	3.1±1.2	1.8±1.2
2019	17,965	402.0±70.7	14.2±5.6	90.8±14.5	5.0±2.1	3.2±1.2	1.9±1.2
2020	19,891	404.5±70.6	13.8±5.7	90.7±14.4	5.1±2.2	3.3±1.3	2.0±1.3
2021	21,169	410.2±73.2	13.5±5.6	91.2±14.5	5.1±2.2	3.3±1.3	2.0±1.3
2022	19,018	411.3±76.8	13.1±5.5	92.1±15.1	5.2±2.3	3.3±1.3	2.1±1.3
2023	16,628	411.2±79.6	12.9±5.5	92.4±15.5	5.2±2.3	3.3±1.3	2.1±1.3
2024	16,482	418.2±80.1	12.5±5.6	93.0±15.4	5.3±2.2	3.4±1.3	2.1±1.3

[표 1-15] 육우(경매)도체 등급판정 항목별 성적

연도	경락가격 (원/kg)	도체중량 (kg)	등지방두께 (mm)	등심단면적 (cm ²)	근내지방도 (BMS No.)	육질등급	육량등급
2002	7,066	352.6±49.3	3.8±2.1	74.3±10.1	1.4±0.8	1.3±0.5	2.2±0.5
2003	6,347	369.1±52.5	4.6±2.8	75.6±10.1	1.5±1.0	1.4±0.6	2.1±0.6
2004	6,818	382.8±56.1	6.1±4.4	74.4±9.8	1.7±1.2	1.5±0.7	1.9±0.7
2005	8,782	374.0±52.1	5.4±3.1	73.8±9.8	1.8±1.3	1.5±0.8	2.0±0.8
2006	8,592	379.1±51.2	5.8±2.8	73.3±9.7	1.9±1.3	1.6±0.8	2.0±0.8
2007	8,341	389.9±52.7	6.0±3.0	73.4±9.5	2.0±1.3	1.6±0.8	1.9±0.8
2008	7,431	391.6±56.8	6.2±3.2	73.8±9.9	1.9±1.3	1.6±0.8	1.9±0.8
2009	8,735	394.8±57.1	5.9±2.9	74.0±9.8	2.0±1.3	1.6±0.8	1.9±0.8
2010	9,752	397.8±59.9	5.8±2.8	74.9±9.9	1.9±1.3	1.6±0.8	1.9±0.8
2011	7,317	408.7±60.1	6.6±3.4	75.0±10.1	1.9±1.3	1.6±0.8	1.8±0.8
2012	8,715	390.5±61.2	5.6±3.1	73.2±11.1	1.7±1.2	1.5±0.7	1.9±0.7
2013	7,815	392.2±63.2	5.4±3.2	72.7±11.6	1.7±1.1	1.5±0.7	1.8±0.7
2014	8,311	400.0±64.0	5.7±3.2	72.6±11.2	1.8±1.2	1.5±0.7	1.8±0.7
2015	10,060	393.0±68.2	5.7±3.1	71.7±11.6	1.6±1.1	1.4±0.6	1.8±0.6
2016	9,629	407.4±65.1	6.4±3.4	72.1±11.2	1.8±1.1	1.5±0.7	1.7±0.7
2017	8,390	416.6±64.0	6.6±3.6	73.0±10.9	1.9±1.2	1.6±0.7	1.6±0.7
2018	10,368	405.4±62.2	6.1±3.2	72.5±11.6	1.8±1.1	1.6±0.7	1.7±0.7
2019	10,096	413.2±63.1	6.6±3.5	74.0±11.9	1.9±1.2	1.6±0.7	1.7±0.7
2020	10,727	416.9±61.6	7.2±3.6	72.5±11.7	2.0±1.3	1.7±0.8	1.9±0.8
2021	11,649	420.8±65.3	7.2±3.5	72.8±11.6	2.1±1.3	1.7±0.8	1.8±0.8
2022	10,580	420.6±69.1	7.1±3.3	73.1±12.0	2.1±1.3	1.8±0.8	1.9±0.8
2023	9,369	414.6±71.7	6.5±3.2	72.0±12.5	2.1±1.3	1.7±0.8	1.9±0.8
2024	10,253	409.6±71.8	5.8±3.1	70.1±12.3	2.0±1.3	1.7±0.8	1.9±0.8

주) 1. 경락가격 상위 10%는 도매시장 상장도체 중 일일 경락가격이 상위 10%에 해당하는 도체를 기준으로 집계함, 평균경락가격은 결함·등외제외가격임

7. 품종별, 성별 도체성적 상세분석

■ '24년 소 전체 도체성적을 살펴보면 도체중량은 420.1kg으로 전년(415.4kg)보다 4.7kg(1.1%) 증가하였으며, 등지방두께는 11.9mm, 등심단면적은 90.6cm², 근내지방도는 No. 5.1으로 나타남[표 1-16]

- 도체중량 : ('20) 408.3 → ('21) 413.8 → ('22) 415.7 → ('23) 415.4 → ('24) 420.1
- 등지방두께 : ('20) 12.8 → ('21) 12.6 → ('22) 12.2 → ('23) 12.1 → ('24) 11.9
- 등심단면적 : ('20) 88.2 → ('21) 88.7 → ('22) 89.5 → ('23) 89.7 → ('24) 90.6
- 근내지방도 : ('20) 4.8 → ('21) 4.9 → ('22) 5.0 → ('23) 5.0 → ('24) 5.1

■ 한우 평균 도체중량은 421.5kg으로 전년(416.0kg)보다 5.5kg(1.3%) 증가하였으며, 등지방두께는 12.5mm, 등심단면적은 92.5cm², 근내지방도는 No. 5.4으로 나타남. 또한 한우 전체 지육률³⁾(농협음성축산물공판장 기준)은 59.1%, 한우 암 58.0%, 한우 수 59.3%, 한우 거세 59.7%로 나타남[표 1-17, 19]

- 도체중량 : ('20) 407.6 → ('21) 413.6 → ('22) 415.9 → ('23) 416.0 → ('24) 421.5
- 등지방두께 : ('20) 13.6 → ('21) 13.3 → ('22) 12.9 → ('23) 12.8 → ('24) 12.5
- 등심단면적 : ('20) 90.3 → ('21) 91.0 → ('22) 91.8 → ('23) 91.9 → ('24) 92.5
- 근내지방도 : ('20) 5.2 → ('21) 5.3 → ('22) 5.3 → ('23) 5.3 → ('24) 5.4

■ 한우 경락가격은 도체중량 500kg 이상 구간에서 가장 높게(18,460원/kg) 형성[표 1-16]

3) 지육률은 도체중(소를 도축한 후 머리, 내장, 족, 가죽 중량을 제외한 무게)/생체중×100
 농협음성축산물공판장은 농협축산물공판장이 '11년 3월 2일 충북 음성으로 이전하여 명칭이 변경된 것임

- 육우 평균 도체중량은 420.2kg으로 전년(424.7kg)보다 4.5kg(1.1%) 감소하였으며, 등지방두께는 6.0mm, 등심단면적은 71.1㎠, 근내지방도는 No. 2.1로 나타남. 또한 육우 전체 지육률(농협음성축산물공판장 기준)은 55.7%, 육우 암 54.7%, 육우 수 54.4%, 육우 거세 55.6%로 나타남[표 1-18, 20]
 - 도체중량 : ('20) 424.1 → ('21) 431.0 → ('22) 430.2 → ('23) 424.7 → ('24) 420.2
 - 등지방두께 : ('20) 7.3 → ('21) 7.3 → ('22) 7.1 → ('23) 6.6 → ('24) 6.0
 - 등심단면적 : ('20) 73.0 → ('21) 73.5 → ('22) 73.4 → ('23) 72.3 → ('24) 71.1
 - 근내지방도 : ('20) 2.2 → ('21) 2.2 → ('22) 2.2 → ('23) 2.2 → ('24) 2.1
- 육우도체 경락가격은 도체중량 450kg이상~500kg미만 구간에서 가장 높게(10,975원/kg) 형성[표 1-18]

[표 1-16] 품종, 도체중량대별 도체성적(전국)

구분	도체중량구간	두수 (두)	경락가격 (원/kg)	도체중량 (kg)	등지방두께 (mm)	등심단면적 (㎠)	근내지방도 (No.)	육질등급	육량등급
전체	300kg미만	86,992	10,209	263.6	6.9	64.0	2.5	1.8	2.1
	300kg~350kg	143,063	12,953	328.0	10.1	78.8	3.9	2.6	2.3
	350kg~400kg	232,281	14,635	375.4	11.7	86.3	4.6	3.0	2.2
	400kg~450kg	255,003	16,070	424.4	12.2	91.9	5.3	3.5	2.1
	450kg~500kg	221,671	17,238	473.0	12.7	97.1	5.9	3.8	2.0
	500kg이상	169,183	18,145	537.9	14.0	105.1	6.5	4.1	1.9
	계	1,108,193	15,841	420.1	11.9	90.6	5.1	3.3	2.1
한우	300kg미만	57,291	10,741	263.7	7.4	66.4	2.7	1.9	2.1
	300kg~350kg	124,426	13,565	328.1	10.7	80.7	4.1	2.7	2.4
	350kg~400kg	211,228	15,289	375.4	12.3	88.1	4.9	3.2	2.2
	400kg~450kg	231,668	16,762	424.4	12.9	93.8	5.6	3.6	2.1
	450kg~500kg	204,212	17,793	473.1	13.2	98.9	6.2	4.0	2.0
	500kg이상	161,587	18,460	538.4	14.3	106.2	6.7	4.2	1.9
	계	990,412	16,482	421.5	12.5	92.5	5.4	3.5	2.1
젖소	300kg미만	25,007	6,209	269.1	3.6	45.8	1.0	1.0	1.5
	300kg~350kg	12,944	6,640	325.6	3.8	56.3	1.0	1.0	1.6
	350kg~400kg	8,438	6,899	373.0	4.2	64.8	1.1	1.0	1.8
	400kg~450kg	4,113	7,107	420.7	5.0	72.8	1.2	1.1	1.8
	450kg~500kg	1,189	7,124	468.5	6.0	79.2	1.4	1.1	1.6
	500kg이상	214	7,098	521.5	7.4	83.9	1.8	1.4	1.4
	계	51,905	6,781	354.6	4.2	61.1	1.1	1.0	1.7
육우	300kg미만	4,694	7,458	257.8	3.4	49.9	1.0	1.0	1.8
	300kg~350kg	5,693	8,875	327.7	4.2	61.1	1.3	1.2	2.2
	350kg~400kg	12,615	9,938	377.5	5.1	67.4	1.7	1.5	2.2
	400kg~450kg	19,222	10,619	425.2	6.0	72.3	2.1	1.8	2.0
	450kg~500kg	16,270	10,975	472.1	7.1	76.6	2.6	2.1	1.7
	500kg이상	7,382	10,797	528.7	8.3	81.8	2.8	2.2	1.5
	계	65,876	10,253	420.2	6.0	71.1	2.1	1.7	1.9

주) 경락가격 평균은 결함 및 등외등급 제외이며, 도체중량, 등지방두께, 등심단면적, 근내지방도, 육질등급, 육량등급은 등외등급 제외

[표 1-17] 한우 성별, 도체중량대별 도체성적(전국)

구분	도체중량구간	두수 (두)	경락가격 (원/kg)	도체중량 (kg)	등지방두 께 (mm)	등심단면적 (㎠)	근내지방도 (No.)	육질등급	육량등급
전체	300kg미만	57,291	10,741	263.7	7.4	66.4	2.7	1.9	2.1
	300kg~350kg	124,426	13,565	328.1	10.7	80.7	4.1	2.7	2.4
	350kg~400kg	211,228	15,289	375.4	12.3	88.1	4.9	3.2	2.2
	400kg~450kg	231,668	16,762	424.4	12.9	93.8	5.6	3.6	2.1
	450kg~500kg	204,212	17,793	473.1	13.2	98.9	6.2	4.0	2.0
	500kg이상	161,587	18,460	538.4	14.3	106.2	6.7	4.2	1.9
	계	990,412	16,482	421.5	12.5	92.5	5.4	3.5	2.1
암	300kg미만	51,918	10,743	264.8	7.6	67.0	2.7	1.9	2.1
	300kg~350kg	115,562	13,505	328.0	10.9	81.1	4.1	2.7	2.4
	350kg~400kg	170,596	14,973	374.2	13.0	88.7	4.9	3.1	2.1
	400kg~450kg	108,601	15,804	420.7	14.9	95.2	5.3	3.4	1.9
	450kg~500kg	33,287	16,188	468.4	16.6	100.9	5.7	3.6	1.7
	500kg이상	7,346	16,175	524.6	17.9	106.5	6.0	3.8	1.5
	계	487,310	14,607	371.0	12.7	87.2	4.6	3.0	2.1
수	300kg미만	501	7,825	234.2	2.7	57.4	1.1	1.1	1.9
	300kg~350kg	299	8,887	327.4	3.1	74.4	1.1	1.1	2.5
	350kg~400kg	713	9,434	376.9	4.1	83.3	1.3	1.2	2.4
	400kg~450kg	1,071	9,835	425.0	4.6	91.1	1.4	1.3	2.4
	450kg~500kg	1,100	10,082	473.1	5.0	97.3	1.4	1.3	2.3
	500kg이상	1,294	9,978	557.6	6.0	107.8	1.5	1.4	2.2
	계	4,978	9,660	443.3	4.8	92.2	1.4	1.3	2.3
거세	300kg미만	4,872	10,960	254.0	4.7	60.4	2.7	2.0	2.0
	300kg~350kg	8,565	14,410	329.9	7.1	76.5	4.3	2.9	2.5
	350kg~400kg	39,919	16,492	380.4	9.3	85.7	5.2	3.5	2.6
	400kg~450kg	121,996	17,566	427.7	11.1	92.6	5.9	3.8	2.3
	450kg~500kg	169,825	18,121	474.1	12.6	98.5	6.3	4.1	2.1
	500kg이상	152,947	18,615	538.8	14.2	106.2	6.7	4.3	1.9
	계	498,124	17,963	470.6	12.3	97.6	6.2	4.0	2.1

주) 경락가격 평균은 결함 및 등외등급 제외이며, 도체중량, 등지방두께, 등심단면적, 근내지방도, 육질등급, 육량등급은 등외등급 제외

[표 1-18] 육우 성별, 도체중량대별 도체성적(전국)

구분	도체중량구간	두수 (두)	경락가격 (원/kg)	도체중량 (kg)	등지방두께 (mm)	등심단면적 (cm ²)	근내지방도 (No.)	육질등급	육량등급
전체	300kg미만	4,694	7,458	257.8	3.4	49.9	1.0	1.0	1.8
	300kg~350kg	5,693	8,875	327.7	4.2	61.1	1.3	1.2	2.2
	350kg~400kg	12,615	9,938	377.5	5.1	67.4	1.7	1.5	2.2
	400kg~450kg	19,222	10,619	425.2	6.0	72.3	2.1	1.8	2.0
	450kg~500kg	16,270	10,975	472.1	7.1	76.6	2.6	2.1	1.7
	500kg이상	7,382	10,797	528.7	8.3	81.8	2.8	2.2	1.5
	계	65,876	10,253	420.2	6.0	71.1	2.1	1.7	1.9
암	300kg미만	2,649	7,226	254.1	3.6	50.8	1.1	1.0	1.8
	300kg~350kg	2,019	8,391	324.6	4.5	64.0	1.3	1.2	2.2
	350kg~400kg	1,971	9,313	373.2	5.9	72.3	1.8	1.6	2.1
	400kg~450kg	1,354	9,837	421.8	7.6	78.8	2.2	1.8	1.8
	450kg~500kg	604	9,994	469.9	9.1	82.9	2.5	2.0	1.5
	500kg이상	191	9,931	526.5	11.2	88.2	2.8	2.2	1.3
	계	8,788	8,860	347.4	5.6	66.6	1.6	1.4	1.9
수	300kg미만	228	6,568	245.7	2.2	55.0	1.0	1.0	1.1
	300kg~350kg	121	7,215	323.5	2.1	65.4	1.0	1.0	1.5
	350kg~400kg	156	7,419	374.6	2.4	72.1	1.0	1.0	1.9
	400kg~450kg	177	7,522	427.9	2.7	79.1	1.0	1.0	2.2
	450kg~500kg	177	7,565	474.3	3.0	82.5	1.0	1.0	2.4
	500kg이상	384	7,303	566.6	3.4	93.2	1.0	1.0	2.7
	계	1,243	7,347	431.7	2.8	77.9	1.0	1.0	2.1
거세	300kg미만	1,817	7,791	264.3	3.3	48.1	1.0	1.0	1.8
	300kg~350kg	3,553	9,163	329.6	4.0	59.2	1.3	1.2	2.2
	350kg~400kg	10,488	10,083	378.3	4.9	66.4	1.7	1.5	2.2
	400kg~450kg	17,691	10,721	425.4	5.9	71.8	2.1	1.8	2.0
	450kg~500kg	15,489	11,082	472.2	7.0	76.2	2.6	2.1	1.7
	500kg이상	6,807	11,161	526.7	8.4	81.0	2.9	2.3	1.4
	계	55,845	10,554	430.9	6.1	71.6	2.2	1.8	1.9

주) 경락가격 평균은 결함 및 등외등급 제외이며, 도체중량, 등지방두께, 등심단면적, 근내지방도, 육질등급, 육량등급은 등외등급 제외

[표 1-19] 한우 성별, 도체중량대별 도체성적(농협음성 축산물공판장)

구분	도체중량구간	두수 (두)	경락가격 (원/kg)	생체중량 (kg)	도체중량 (kg)	등지방두께 (mm)	등심단면적 (㎠)	근내지방도 (No.)	육질등급	육량등급
전체	300kg미만	4,585	11,817	494.0	270.9	7.5	72.5	3.3	2.2	2.2
	300kg~350kg	13,256	14,314	583.7	328.7	10.5	84.5	4.5	2.9	2.5
	350kg~400kg	27,713	15,942	650.2	376.5	12.0	91.6	5.3	3.4	2.4
	400kg~450kg	39,485	17,341	722.2	425.5	12.6	97.0	6.1	3.9	2.3
	450kg~500kg	42,143	18,307	792.1	473.8	13.1	102.3	6.6	4.2	2.2
	500kg이상	38,434	19,033	887.4	540.2	14.3	109.9	7.1	4.4	2
	계	165,616	17,613	751.3	444.3	12.7	98.8	6.1	3.9	2.2
암	300kg미만	4,080	11,761	497.8	271.7	7.8	73.1	3.2	2.1	2.2
	300kg~350kg	11,808	14,222	583.5	328.5	10.9	85.0	4.4	2.8	2.5
	350kg~400kg	19,270	15,493	646.9	374.5	13.2	92.6	5.2	3.3	2.2
	400kg~450kg	13,130	16,077	711.7	421.1	15.5	99.3	5.7	3.6	2
	450kg~500kg	4,264	16,373	780.1	468.9	17.1	105.2	6.1	3.8	1.7
	500kg이상	1,032	16,382	864.4	524.7	18.9	110.8	6.5	3.9	1.5
	계	53,584	15,323	652.3	378.6	13.3	92.5	5.1	3.2	2.2
수	300kg미만	19	7,768	443.0	225.9	3.2	59.2	1.3	1.1	1.8
	300kg~350kg	11	9,603	563.0	322.6	2.9	72.7	1.2	1.1	2.6
	350kg~400kg	43	9,613	663.2	373.4	3.3	85.5	1.1	1.1	2.7
	400kg~450kg	46	10,525	695.0	423.8	4.3	94.2	1.6	1.4	2.7
	450kg~500kg	42	10,389	782.8	471.4	4.8	100.7	1.5	1.3	2.5
	500kg이상	79	10,679	942.8	559.5	6.1	114.3	1.6	1.4	2.3
	계	240	10,313	761.1	451.5	4.6	97.3	1.4	1.3	2.5
거세	300kg미만	486	12,474	468.5	265.9	4.9	68.2	3.7	2.6	2.1
	300kg~350kg	1,437	15,130	585.3	330.8	7.3	80.4	4.8	3.2	2.7
	350kg~400kg	8,400	16,996	658.0	381.0	9.4	89.2	5.6	3.7	2.7
	400kg~450kg	26,309	17,976	727.2	427.7	11.2	95.8	6.2	4.0	2.4
	450kg~500kg	37,837	18,533	793.4	474.3	12.6	101.9	6.7	4.2	2.2
	500kg이상	37,323	19,124	887.9	540.6	14.2	109.9	7.1	4.4	2
	계	111,792	18,504	796.8	475.8	12.5	101.8	6.6	4.2	2.2

주) 경락가격 평균은 결함 및 등외등급 제외이며, 도체중량, 등지방두께, 등심단면적, 근내지방도, 육질등급, 육량등급은 등외 제외

[표 1-20] 육우 성별, 도체중량대별 도체성적(농협음성 축산물공판장)

구분	도체중량구간	두수 (두)	경락가격 (원/kg)	생체중량 (kg)	도체중량 (kg)	등지방두께 (mm)	등심단면적 (㎠)	근내지방도 (No.)	육질등급	육량등급
전체	300kg미만	205	7,342	506.5	270.6	2.8	57.4	1.1	1.1	2.0
	300kg~350kg	217	8,140	613.7	324.2	4.0	64.3	1.3	1.2	2.3
	350kg~400kg	248	9,211	680.6	375.3	5.0	72.6	1.9	1.6	2.4
	400kg~450kg	358	10,379	761.2	425.6	6.4	77.2	2.7	2.1	2.1
	450kg~500kg	294	10,670	832.1	473.3	7.5	81.6	2.7	2.1	1.8
	500kg이상	117	10,310	939.1	528.1	8.9	86.3	3.1	2.3	1.6
	계	1,439	9,669	719.4	400.5	5.8	73.6	2.2	1.8	2.1
암	300kg미만	134	7,185	512.8	267.4	3.0	56.7	1.1	1.1	2.0
	300kg~350kg	121	7,841	616.4	322.9	4.1	64.8	1.3	1.2	2.3
	350kg~400kg	83	8,679	678.5	370.6	5.4	74.5	2.2	1.7	2.3
	400kg~450kg	67	9,202	763.1	421.4	7.9	81.1	3.0	2.2	1.7
	450kg~500kg	23	8,881	838.0	474.7	9.3	85.7	2.3	1.9	1.3
	500kg이상	15	8,895	943.5	525.4	11.9	90.3	2.3	2.0	1.1
	계	443	8,249	636.3	348.1	5.2	69.1	1.8	1.5	2.0
수	300kg미만	3	-	-	-	-	-	-	-	-
	300kg~350kg	-	-	-	-	-	-	-	-	-
	350kg~400kg	2	6,569	-	384.0	2.0	93.0	1.0	1.0	3.0
	400kg~450kg	2	7,410	777.0	432.0	2.0	90.5	1.0	1.0	2.5
	450kg~500kg	1	6,229	-	460.0	4.0	89.0	1.0	1.0	2.0
	500kg이상	8	6,957	1,078.0	592.4	4.1	87.9	1.0	1.0	2.4
	계	16	6,941	977.7	532.3	3.5	88.9	1.0	1.0	2.5
거세	300kg미만	68	7,659	489.8	276.9	2.5	58.8	1.0	1.0	2.0
	300kg~350kg	96	8,516	609.0	326.0	3.8	63.8	1.3	1.2	2.3
	350kg~400kg	163	9,496	682.0	377.6	4.8	71.5	1.8	1.5	2.5
	400kg~450kg	289	10,679	760.6	426.6	6.0	76.2	2.6	2.0	2.2
	450kg~500kg	270	10,870	831.6	473.2	7.4	81.3	2.7	2.1	1.9
	500kg이상	94	10,943	926.3	523.8	8.8	85.6	3.4	2.5	1.6
	계	980	10,270	758.9	421.8	6.0	75.4	2.4	1.9	2.1

주) 경락가격 평균은 결함 및 등외등급 제외이며, 도체중량, 등지방두께, 등심단면적, 근내지방도, 육질등급, 육량등급은 등외 제외

8. 부위별 정육생산 추정량

■ '24년 정육생산 추정량은 320,733톤으로 전년(303,119톤)보다 17,614톤 (5.8%)증가
[표 1-21]

- 전체(톤) : ('20) 248,602 → ('21) 263,674 → ('22) 288,289 → ('23) 303,119 → ('24) 320,733
- 한우 : ('20) 215,637 → ('21) 227,836 → ('22) 251,367 → ('23) 268,892 → ('24) 290,862
- 젓소 : ('20) 11,917 → ('21) 12,755 → ('22) 12,501 → ('23) 10,566 → ('24) 10,814
- 육우 : ('20) 21,048 → ('21) 23,083 → ('22) 24,421 → ('23) 23,661 → ('24) 19,057

[표 1-21] 품종 및 성별 정육생산 추정량

(단위 : 두, 톤)

구분		2022년	2023년	2024년									
				전체	한 우			젓소	육 우				
					암	수	거세		암	수	거세		
판정두수		1,011,396	1,061,509	1,108,193	990,412	487,310	4,978	498,124	51,905	65,876	8,788	1,243	55,845
부위명	정육량	288,289	303,119	320,733	290,862	125,744	1,525	163,592	10,814	19,057	2,071	371	16,615
	안심	7,440	7,822	8,270	7,498	3,243	39	4,216	278	494	54	10	431
	등심	41,770	43,952	46,548	42,260	18,257	223	23,780	1,535	2,753	299	54	2,400
	채끝	9,735	10,227	10,803	9,784	4,235	51	5,499	371	648	70	12	565
	목심	16,623	17,499	18,550	16,853	7,276	89	9,488	606	1,091	119	22	951
	앞다리	29,273	30,794	32,618	29,603	12,788	156	16,659	1,088	1,927	209	38	1,679
	우둔	24,787	26,071	27,588	25,030	10,820	131	14,079	919	1,639	178	32	1,429
	설도	39,301	41,328	43,720	39,654	17,145	208	22,301	1,464	2,602	283	51	2,269
	양지	43,540	45,769	48,431	43,906	18,981	230	24,695	1,649	2,875	312	56	2,507
	사태	18,153	19,087	20,188	18,307	7,917	96	10,294	678	1,203	131	23	1,049
	갈비	57,667	60,572	64,018	57,966	25,082	302	32,583	2,227	3,825	415	74	3,336

■ 정육생산 추정량 중 1등급이상은 235,588톤 이었으며, 부위별 생산추정량은 갈비(64,018톤) > 양지(48,431) > 등심(46,548) 순으로 나타남[표 1-22]

○ 1등급이상 생산추정량 : 한우(232,744톤) > 육우(2,828) > 젓소(17)

[표 1-22] 품종, 등급별, 부위별 정육 생산 추정량

(단위 : 톤)

구분	육질등급	정육소계	안심	등심	채끝	목심	앞다리	우둔	설도	양지	사태	갈비
전체	소계	320,733	8,270	46,548	10,803	18,550	32,618	27,588	43,720	48,431	20,188	64,018
	1 ⁺⁺	86,296	2,223	12,542	2,900	5,004	8,788	7,425	11,762	13,029	5,429	17,193
	1 ⁺	76,781	1,980	11,140	2,588	4,438	7,805	6,605	10,468	11,593	4,834	15,330
	1	72,511	1,870	10,527	2,442	4,195	7,375	6,239	9,886	10,947	4,565	14,466
	2	51,300	1,323	7,456	1,726	2,973	5,221	4,416	6,996	7,741	3,230	10,219
	3	27,839	720	4,041	941	1,607	2,825	2,399	3,802	4,196	1,756	5,552
	등외	6,005	153	843	206	332	604	505	807	924	374	1,257
한우	소계	290,862	7,498	42,260	9,784	16,853	29,603	25,030	39,654	43,906	18,307	57,966
	1 ⁺⁺	86,113	2,218	12,515	2,894	4,994	8,770	7,409	11,737	13,002	5,418	17,156
	1 ⁺	76,124	1,964	11,046	2,566	4,401	7,739	6,548	10,378	11,493	4,792	15,197
	1	70,507	1,818	10,239	2,374	4,081	7,172	6,067	9,613	10,644	4,438	14,061
	2	42,736	1,101	6,221	1,434	2,484	4,356	3,680	5,827	6,448	2,689	8,494
	3	15,155	391	2,207	509	881	1,543	1,307	2,069	2,284	955	3,009
	등외	227	6	32	8	13	23	19	30	35	14	47
젓소	소계	10,814	278	1,535	371	606	1,088	919	1,464	1,649	678	2,227
	1 ⁺⁺	1	0	0	0	0	0	0	0	0	0	0
	1 ⁺	2	0	0	0	0	0	0	0	0	0	0
	1	14	0	2	0	1	1	1	2	2	1	3
	2	149	4	21	5	8	15	13	20	23	9	30
	3	4,940	128	710	169	280	497	424	674	746	312	999
	등외	5,708	145	801	196	316	574	480	767	878	355	1,195
육우	소계	19,057	494	2,753	648	1,091	1,927	1,639	2,602	2,875	1,203	3,825
	1 ⁺⁺	183	5	26	6	10	19	16	25	28	12	37
	1 ⁺	655	17	94	22	37	66	56	89	99	41	132
	1	1,990	51	286	68	113	201	171	271	301	125	402
	2	8,415	218	1,213	287	480	850	723	1,148	1,271	531	1,695
	3	7,743	201	1,124	262	446	784	668	1,059	1,166	489	1,544
	등외	71	2	10	2	4	7	6	10	11	4	15

9. 등급판정 항목별 상관관계

가. 한우

- 한우도체 등급판정 항목 중 등지방두께는 육량등급과 부의 상관관계(-0.752)를 보였음
[표1-23], [p219-222]
- 한우 거세의 등지방두께는 육량등급과 부의 상관관계(-0.802)를 보였음
- 도매시장 경락가격은 육질등급과 높은 정의 상관관계(0.867)를 보였음
 - 한우 암컷에서는 수거세보다 높은 정의 상관관계(0.862)를 보였음
- 근내지방도는 경락가격과 정의 상관관계(0.852)를 보였음
 - 육질등급과 높은 정의 상관관계(0.947)를 보였음

나. 육우

- 육우도체 등급판정 항목 중 등지방두께는 육량등급과 부의 상관관계(-0.539)를 보였음
[표1-24], [p225]
- 근내지방도는 도매시장 경락가격과 정의 상관관계(0.694)를 보였음
- 육질등급은 경락가격과 정의 상관관계(0.733)를 보이고, 근내지방도에서 높은 정의 상관관계(0.960)를 보였음

[표 1-23] 한우 등급판정 항목별 상관관계

구분	등심단면적 (cm ²)	도체중량 (kg)	근내지방도 (No)	육색 (No)	지방색 (No)	조직감 (No)	성숙도 (No)	경락가격 (원/kg)	육량등급	육질등급
등지방두께	0.165 (〈0.0001)	0.279 (〈0.0001)	0.201 (〈0.0001)	-0.134 (〈0.0001)	0.003 (〈0.0001)	-0.188 (〈0.0001)	0.032 (〈0.0001)	0.055 (〈0.0001)	-0.752 (〈0.0001)	0.182 (〈0.0001)
등심단면적	-	0.692 (〈0.0001)	0.526 (〈0.0001)	-0.245 (〈0.0001)	-0.145 (〈0.0001)	-0.495 (〈0.0001)	-0.277 (〈0.0001)	0.623 (〈0.0001)	0.174 (〈0.0001)	0.507 (〈0.0001)
도체중량	-	-	0.469 (〈0.0001)	-0.242 (〈0.0001)	-0.156 (〈0.0001)	-0.454 (〈0.0001)	-0.455 (〈0.0001)	0.539 (〈0.0001)	-0.184 (〈0.0001)	0.493 (〈0.0001)
근내지방도	-	-	-	-0.406 (〈0.0001)	-0.126 (〈0.0001)	-0.893 (〈0.0001)	-0.344 (〈0.0001)	0.852 (〈0.0001)	-0.024 (〈0.0001)	0.947 (〈0.0001)
육색	-	-	-	-	0.164 (〈0.0001)	0.403 (〈0.0001)	0.264 (〈0.0001)	-0.414 (〈0.0001)	0.045 (〈0.0001)	-0.406 (〈0.0001)
지방색	-	-	-	-	-	0.144 (〈0.0001)	0.243 (〈0.0001)	-0.193 (〈0.0001)	-0.047 (〈0.0001)	-0.162 (〈0.0001)
조직감	-	-	-	-	-	-	0.352 (〈0.0001)	-0.771 (〈0.0001)	0.020 (〈0.0001)	-0.898 (〈0.0001)
성숙도	-	-	-	-	-	-	-	-0.523 (〈0.0001)	-0.032 (〈0.0001)	-0.468 (〈0.0001)
경락가격	-	-	-	-	-	-	-	-	0.158 (〈0.0001)	0.867 (〈0.0001)
육량등급	-	-	-	-	-	-	-	-	-	-0.027 (〈0.0001)

[표 1-24] 육우 등급판정 항목별 상관관계

구분	등심단면적 (cm ²)	도체중량 (kg)	근내지방도 (No)	육색 (No)	지방색 (No)	조직감 (No)	성숙도 (No)	경락가격 (원/kg)	육량등급	육질등급
등지방두께	0.327 (〈0.0001)	0.423 (〈0.0001)	0.329 (〈0.0001)	-0.111 (〈0.0001)	0.009 (〈0.0001)	-0.242 (〈0.0001)	0.029 (〈0.0001)	0.335 (〈0.0001)	-0.539 (〈0.0001)	0.342 (〈0.0001)
등심단면적	-	0.671 (〈0.0001)	0.338 (〈0.0001)	-0.021 (〈0.0001)	0.084 (〈0.0001)	-0.268 (〈0.0001)	0.118 (〈0.0001)	0.455 (〈0.0001)	0.235 (〈0.0001)	0.348 (〈0.0001)
도체중량	-	-	0.381 (〈0.0001)	-0.106 (〈0.0001)	0.033 (〈0.0001)	-0.307 (〈0.0001)	0.034 (〈0.0001)	0.562 (〈0.0001)	-0.254 (〈0.0001)	0.410 (〈0.0001)
근내지방도	-	-	-	-0.209 (〈0.0001)	0.050 (〈0.0001)	-0.699 (〈0.0001)	-0.005 (〈0.0001)	0.694 (〈0.0001)	-0.142 (〈0.0001)	0.960 (〈0.0001)
육색	-	-	-	-	0.356 (〈0.0001)	0.224 (〈0.0001)	0.194 (〈0.0001)	-0.275 (〈0.0001)	0.073 (〈0.0001)	-0.230 (〈0.0001)
지방색	-	-	-	-	-	-0.045 (〈0.0001)	0.212 (〈0.0001)	-0.082 (〈0.0001)	0.003 (〈0.0001)	0.040 (〈0.0001)
조직감	-	-	-	-	-	-	0.005 (〈0.0001)	-0.523 (〈0.0001)	0.105 (〈0.0001)	-0.702 (〈0.0001)
성숙도	-	-	-	-	-	-	-	-0.146 (〈0.0001)	0.014 (〈0.0001)	-0.024 (〈0.0001)
경락가격	-	-	-	-	-	-	-	-	-0.053 (〈0.0001)	0.734 (〈0.0001)
육량등급	-	-	-	-	-	-	-	-	-	-0.156 (〈0.0001)

주) 1. () : 유의확률

10. 도축장 소재지별 가축(소) 이동현황

■ '24년 소도체 등급판정두수 중 도축장 소재지가 아닌 타 시·도로 이동률은 52.5%로 전년 (52.7%)대비 0.2%p 감소[표1-25]

○ 타 시·도 이동률 : ('20) 51.1 → ('21) 50.4 → ('22) 51.0 → ('23) 52.7 → ('24) 52.5

[표 1-25] 도축장 소재지별 가축(소) 이동현황

(단위 : %, 두)

구분		출하농장 소재지																	
		서울	부산	대구	인천	광주	대전	울산	세종	경기	강원	충북	충남	전북	전남	경북	경남	제주	출하두수
도 축 장 소 재 지	전국	0.0	0.0	0.6	0.7	0.1	0.1	0.9	0.8	11.5	6.9	7.0	12.7	12.2	15.2	22.6	7.9	0.8	1,108,193
	대구	-	-	15.2	-	-	-	1.6	-	0.1	-	0.4	0.4	0.8	0.4	66.7	14.3	-	1,890
	인천	-	-	0.2	9.6	-	-	-	-	39.4	0.5	6.0	26.2	1.6	0.5	15.4	0.6	-	15,961
	광주	-	-	-	-	0.9	-	-	0.5	0.0	-	0.1	0.2	26.7	69.7	0.5	1.3	-	17,321
	대전	-	-	-	-	0.1	2.0	-	4.2	0.2	0.0	14.8	56.9	3.5	1.9	16.2	0.2	-	6,486
	울산	-	0.1	0.0	-	-	0.0	33.9	0.1	0.1	-	0.3	1.8	0.2	0.1	60.4	2.7	-	9,826
	경기	0.0	-	0.0	2.4	0.0	0.2	0.0	0.5	40.3	13.8	6.7	17.1	8.0	2.9	7.6	0.2	0.0	265,987
	강원	-	-	-	-	-	-	-	0.0	8.3	87.2	1.1	1.9	0.1	0.0	1.4	-	-	35,216
	충북	0.0	-	0.0	0.0	0.2	0.3	0.0	1.3	4.3	3.5	23.6	8.7	20.2	27.7	9.5	0.5	0.2	196,565
	충남	-	-	0.0	-	0.0	0.2	-	3.2	1.9	0.9	6.3	54.1	20.5	2.9	9.3	0.1	0.5	120,683
	전북	-	-	-	-	0.0	0.0	-	0.1	0.1	0.1	0.0	6.6	90.6	1.4	0.2	0.9	-	16,558
	전남	-	-	0.0	-	0.4	0.0	0.0	0.3	0.1	0.2	0.1	1.9	17.2	77.5	1.0	1.3	0.1	104,302
	경북	-	0.0	2.7	-	0.0	-	0.6	0.0	0.1	0.5	1.6	0.4	2.5	0.9	83.0	7.5	0.0	135,647
	경남	-	0.1	1.6	-	0.0	-	3.2	0.0	0.0	0.0	0.4	0.1	4.2	4.9	42.9	41.4	1.0	176,115
	제주	-	-	-	-	-	-	-	-	-	-	-	-	-	-	-	-	100.0	5,636

주) 농장은 축산물이력관리시스템 기준 집계

11. 사·도별 등급판정 결과

■ 출하 시·도별 출하두수는 경북(250,831두, 22.6%), 전남(168,997, 15.2), 충남(140,602, 12.7) 순으로 나타남[표 1-26]

- 한우 : 경북 232,428두(23.5%) > 전남 162,934(16.5) > 전북 125,203(12.6)
- 젓소 : 경기 20,950두(40.4%) > 충남 9,361(18.0) > 경북 4,251(8.2)
- 육우 : 경기 20,896두(32.7%) > 충남 14,562(22.1) > 경북 14,152(21.5)
- 농장당 평균 출하두수는 15.9두로 전년(15.0두)대비 0.9두(5.7%) 증가

[표 1-26] 시·도별, 품종별 출하 두수 및 농장

(단위 : 두, 개)

구분	전체			한우			젓소			육우		
	출하 두수	출하 농장수	농장당 출하두수	출하 두수	출하 농장수	농장당 출하두수	출하 두수	출하 농장수	농장당 출하두수	출하 두수	출하 농장수	농장당 출하두수
전국	1,108,193	69,905	15.9	990,412	65,183	15.2	51,905	4,674	11.1	65,876	3,992	16.5
서울	15	2	7.5	12	1	12.0	1	1	1.0	2	1	2.0
부산	198	52	3.8	163	49	3.3	23	6	3.8	12	7	1.7
대구	7,031	572	12.3	6,419	553	11.6	89	12	7.4	523	27	19.4
인천	8,042	440	18.3	7,007	377	18.6	344	50	6.9	691	55	12.6
광주	1,129	125	9.0	1,076	121	8.9	44	6	7.3	9	5	1.8
대전	1,326	121	11.0	1,288	121	10.6	-	-	-	38	1	38.0
울산	9,846	1,183	8.3	9,720	1,169	8.3	114	20	5.7	12	5	2.4
세종	8,422	622	13.5	7,697	559	13.8	571	57	10.0	154	42	3.7
경기	127,712	6,409	19.9	85,866	4,486	19.1	20,950	1,843	11.4	20,896	1,460	14.3
강원	76,401	4,984	15.3	72,610	4,776	15.2	2,597	208	12.5	1,194	153	7.8
충북	77,248	4,576	16.9	71,659	4,353	16.5	2,236	237	9.4	3,353	211	15.9
충남	140,602	9,515	14.8	116,679	8,781	13.3	9,361	769	12.2	14,562	671	21.7
전북	134,851	7,779	17.3	125,203	7,394	16.9	3,945	384	10.3	5,703	267	21.4
전남	168,997	12,575	13.4	162,934	12,284	13.3	3,762	321	11.7	2,301	228	10.1
경북	250,831	14,064	17.8	232,428	13,594	17.1	4,251	443	9.6	14,152	564	25.1
경남	87,060	6,391	13.6	81,594	6,113	13.3	3,339	282	11.8	2,127	251	8.5
제주	8,482	495	17.1	8,057	452	17.8	278	35	7.9	147	44	3.3

주) 농장은 축산물이력관리시스템 기준 집계

■ 총 출하농장수는 69,905개소로 경북 14,064개소(20.1%), 전남 12,575(18.0), 충남 9,515(13.6)순으로 나타남[표 1-26]

○ 한우 : 경북 13,594개소(20.9%) > 전남 12,284(18.8) > 충남 8,781(13.5)

○ 젓소 : 경기 1,843개소(39.4%) > 충남 769(16.5) > 경북 443(9.5)

○ 육우 : 경기 1,460개소(36.6%) > 충남 671(16.8) > 경북 564(14.1)

■ 소 출하농장 중 10두 미만 출하농장수는 41,808개소(59.8%), 50두 이상 출하농장수는 4,513개소(6.5%)로 나타남[표 1-27, 표 1-28]

■ 한우 : 50두 이상 출하농장수 : 경북(1,014개소) > 전남(632) > 전북(535)

■ 젓소 : 50두 이상 출하농장수 : 경기(6개소) > 충남(5) > 경북(4)

■ 육우 : 50두 이상 출하농장수 : 경기(109개소) > 경북(79) > 충남(72)

[표 1-27] 출하규모에 따른 시·도별 출하농장

(단위 : 개, %)

구분	전체		10두미만		10두~20두		20두~50두		50두~100두		100두이상	
	농장수	비율	농장수	비율	농장수	비율	농장수	비율	농장수	비율	농장수	비율
전국	69,905	100.0	41,808	59.8	13,012	18.6	10,572	15.1	3,077	4.4	1,436	2.1
서울	2	0.0	1	0.0	1	0.0	0	-	0	-	0	-
부산	52	0.1	47	0.1	4	0.0	1	0.0	0	-	0	-
대구	572	0.8	359	0.9	109	0.8	82	0.8	18	0.6	4	0.3
인천	440	0.6	229	0.5	98	0.8	72	0.7	30	1.0	11	0.8
광주	125	0.2	92	0.2	19	0.1	11	0.1	2	0.1	1	0.1
대전	121	0.2	85	0.2	16	0.1	16	0.2	3	0.1	1	0.1
울산	1,183	1.7	903	2.2	142	1.1	110	1.0	25	0.8	3	0.2
세종	622	0.9	374	0.9	140	1.1	82	0.8	19	0.6	7	0.5
경기	6,409	9.2	2,940	7.0	1,658	12.7	1,283	12.1	358	11.6	170	11.8
강원	4,984	7.1	2,740	6.6	1,074	8.3	900	8.5	199	6.5	71	4.9
충북	4,576	6.5	2,558	6.1	912	7.0	767	7.3	241	7.8	98	6.8
충남	9,515	13.6	6,090	14.6	1,648	12.7	1,246	11.8	344	11.2	187	13.0
전북	7,779	11.1	4,552	10.9	1,500	11.5	1,163	11.0	357	11.6	207	14.4
전남	12,575	18.0	8,274	19.8	2,088	16.0	1,565	14.8	447	14.5	201	14.0
경북	14,064	20.1	8,156	19.5	2,507	19.3	2,292	21.7	742	24.1	367	25.6
경남	6,391	9.1	4,129	9.9	1,017	7.8	881	8.3	263	8.5	101	7.0
제주	495	0.7	279	0.7	79	0.6	101	1.0	29	0.9	7	0.5

주) 농장은 축산물이력관리시스템 기준 집계

[표 1-28] 출하규모에 따른 품종별, 시·도별 출하농장 현황

(단위 : 개, %)

구분		전체		10두미만		10두~20두		20두~50두		50두~100두		100두이상	
		농장수	비율	농장수	비율	농장수	비율	농장수	비율	농장수	비율	농장수	비율
한우	전국	65,183	100.0	40,373	61.9	11,166	17.1	9,560	14.7	2,866	4.4	1,218	1.9
	서울	1	0.0	0	-	1	0.0	0	-	0	-	0	-
	부산	49	0.1	45	0.1	3	0.0	1	0.0	0	-	0	-
	대구	553	0.8	354	0.9	104	0.9	77	0.8	16	0.6	2	0.2
	인천	377	0.6	196	0.5	78	0.7	67	0.7	27	0.9	9	0.7
	광주	121	0.2	91	0.2	17	0.2	10	0.1	2	0.1	1	0.1
	대전	121	0.2	85	0.2	16	0.1	17	0.2	2	0.1	1	0.1
	울산	1,169	1.8	893	2.2	139	1.2	109	1.1	25	0.9	3	0.2
	세종	559	0.9	344	0.9	118	1.1	71	0.7	19	0.7	7	0.6
	경기	4,486	6.9	2,356	5.8	853	7.6	890	9.3	273	9.5	114	9.4
	강원	4,776	7.3	2,674	6.6	992	8.9	850	8.9	194	6.8	66	5.4
	충북	4,353	6.7	2,484	6.2	825	7.4	724	7.6	233	8.1	87	7.1
	충남	8,781	13.5	5,917	14.7	1,367	12.2	1,056	11.0	307	10.7	134	11.0
	전북	7,394	11.3	4,406	10.9	1,369	12.3	1,084	11.3	347	12.1	188	15.4
	전남	12,284	18.8	8,179	20.3	1,980	17.7	1,493	15.6	438	15.3	194	15.9
젖소	전국	4,674	100.0	2,355	50.4	1,725	36.9	572	12.2	18	0.4	4	0.1
	서울	1	0.0	1	0.0	0	-	0	-	0	-	0	-
	부산	6	0.1	6	0.3	0	-	0	-	0	-	0	-
	대구	12	0.3	9	0.4	3	0.2	0	-	0	-	0	-
	인천	50	1.1	36	1.5	13	0.8	1	0.2	0	-	0	-
	광주	6	0.1	3	0.1	3	0.2	0	-	0	-	0	-
	대전	0	-	0	-	0	-	0	-	0	-	0	-
	울산	20	0.4	17	0.7	2	0.1	1	0.2	0	-	0	-
	세종	57	1.2	31	1.3	21	1.2	5	0.9	0	-	0	-
	경기	1843	39.4	855	36.3	749	43.4	233	40.7	6	33.3	0	-
	강원	208	4.5	92	3.9	80	4.6	35	6.1	1	5.6	0	-
	충북	237	5.1	137	5.8	82	4.8	18	3.1	0	-	0	-
	충남	769	16.5	363	15.4	277	16.1	124	21.7	4	22.2	1	25.0
	전북	384	8.2	209	8.9	129	7.5	45	7.9	1	5.6	0	-
	전남	321	6.9	164	7.0	121	7.0	33	5.8	1	5.6	2	50.0
경북	443	9.5	279	11.8	122	7.1	38	6.6	3	16.7	1	25.0	
경남	282	6.0	127	5.4	118	6.8	35	6.1	2	11.1	0	-	
제주	35	0.7	26	1.1	5	0.3	4	0.7	0	-	0	-	

주) 농장은 축산물이력관리시스템 기준 집계

구분		전체		10두미만		10두~20두		20두~50두		50두~100두		100두이상	
		농장수	비율	농장수	비율	농장수	비율	농장수	비율	농장수	비율	농장수	비율
육 우	전국	3,992	100.0	2,999	75.1	353	8.8	300	7.5	158	4.0	182	4.6
	서울	1	0.0	1	0.0	0	-	0	-	0	-	0	-
	부산	7	0.2	7	0.2	0	-	0	-	0	-	0	-
	대구	27	0.7	15	0.5	4	1.1	4	1.3	2	1.3	2	1.1
	인천	55	1.4	41	1.4	3	0.8	7	2.3	3	1.9	1	0.5
	광주	5	0.1	5	0.2	0	-	0	-	0	-	0	-
	대전	1	0.0	0	-	0	-	1	0.3	0	-	0	-
	울산	5	0.1	5	0.2	0	-	0	-	0	-	0	-
	세종	42	1.1	41	1.4	0	-	1	0.3	0	-	0	-
	경기	1,460	36.6	1,100	36.7	137	38.8	114	38.0	63	39.9	46	25.3
	강원	153	3.8	134	4.5	3	0.8	11	3.7	2	1.3	3	1.6
	충북	211	5.3	155	5.2	22	6.2	16	5.3	10	6.3	8	4.4
	충남	671	16.8	500	16.7	56	15.9	43	14.3	27	17.1	45	24.7
	전북	267	6.7	210	7.0	19	5.4	10	3.3	10	6.3	18	9.9
	전남	228	5.7	177	5.9	23	6.5	17	5.7	7	4.4	4	2.2
	경북	564	14.1	359	12.0	67	19.0	59	19.7	27	17.1	52	28.6
	경남	251	6.3	208	6.9	18	5.1	15	5.0	7	4.4	3	1.6
	제주	44	1.1	41	1.4	1	0.3	2	0.7	0	-	0	-

- '24년 시·도별 한우 1등급이상 출현율은 인천(87.1%)이 가장 높고, 도매시장 평균경락 가격도 인천(18,074원/kg)이 가장 높은 것으로 나타남[표 1-29, 30]
- 한우 거세 1등급이상 출현율은 제주(95.0%)가 가장 높고, 도매시장 평균경락가격은 인천(18,765원/kg)이 가장 높게 나타남
 - 한우 거세 등지방두께는 서울(8.4mm), 부산(11.6)순으로 얇았으며, 등심단면적은 대전(100.2cm²)이 가장 넓었고, 도체중량은 경북(478.7kg), 근내지방도는 제주(No. 6.7)로 높았음. 또한, 도매시장 출하율이 가장 높은 시도는 서울(100.0%), 대전(99.8)순으로 나타났고, 육가공장 출하율이 가장 높은 시도는 제주(84.9%)로 나타났으며, 강원은 4)일반거래 출하율(54.1%)이 타 시도에 비하여 높았음
- '24년 시도별 육우 1⁺⁺등급 출현율은 경남(1.5%), 1등급이상 출현율은 대구(19.1%), 도매시장 평균경락가격은 경북(10,708원/kg)가 가장 높은 것으로 나타남[표 1-31, 32]
- 육우 거세 1⁺⁺등급 출현율은 제주(4.8%), 1등급이상 출현율은 경남(21.1%), 도매시장 평균 경락가격은 울산(12,348원/kg)이 가장 높게 나타남
 - 육우 거세 등지방두께는 부산(4.3mm)이 가장 얇았으며, 등심단면적은 대전(97.0cm²)이 가장 넓었고, 도체중량은 울산(517.5kg), 근내지방도는 울산(No. 4.0)가 높았음. 또한, 도매시장 출하율이 가장 높은 시도는 부산, 광주, 울산, 세종(100.0%)이었고 육가공장 출하율이 가장 높은 시도는 제주(43.5%)로 나타났으며, 일반거래 출하율은 대전(100.0%)이 타 시도에 비하여 높았음

4) 일반거래는 도매시장이나 육가공회사에 의뢰하지 않고 일반거래에 의거 도축장에 출하하는 것을 말함

[표 1-29] 한우 시·도별 등급판정 결과

		출하처 시도																	
시도		전국	서울	부산	대구	인천	광주	대전	울산	세종	경기	강원	충북	충남	전북	전남	경북	경남	제주
출하두수		990,412	12	163	6,419	7,007	1,076	1,288	9,720	7,697	85,866	72,610	71,659	116,679	125,203	162,934	232,428	81,594	8,057
과 관 별 출 하 량 비 율 (%)	1**	26.9	16.7	21.5	20.3	41.0	24.3	22.4	25.7	24.4	26.4	24.2	27.5	23.6	28.7	27.7	28.3	24.4	33.7
	1*	25.2	33.3	20.2	24.2	28.6	23.0	23.4	24.4	26.1	25.6	26.7	26.1	24.2	24.9	25.3	25.7	22.8	24.7
	1	24.6	-	24.5	27.4	17.5	24.6	24.2	23.4	27.6	24.0	24.4	24.7	25.4	23.9	24.9	25.2	23.9	19.4
	1등급이상	76.7	50.0	66.2	71.9	87.1	71.9	70.0	73.5	78.1	76.0	75.3	78.3	73.2	77.5	77.9	79.2	71.1	77.8
	2	16.3	41.7	19.0	19.1	8.4	23.2	20.7	16.9	16.5	15.5	16.8	15.9	18.3	16.3	16.9	14.9	17.5	14.0
	3	6.8	8.3	14.7	8.7	4.4	4.8	9.2	9.0	5.3	8.1	7.7	5.6	8.3	6.0	5.0	5.8	10.9	7.8
	등외	0.2	-	-	0.3	0.2	-	0.2	0.6	0.1	0.3	0.2	0.1	0.3	0.1	0.2	0.1	0.5	0.4
	A	30.5	66.7	33.7	27.8	34.9	35.3	35.4	29.3	32.3	33.2	33.0	34.6	30.3	32.0	28.0	29.0	29.4	23.1
	B	50.1	33.3	51.5	50.7	49.6	46.1	46.0	51.0	50.7	50.6	51.3	48.1	51.5	49.0	50.7	49.4	50.4	57.4
	C	19.1	-	14.7	21.3	15.3	18.6	18.5	19.0	16.9	15.9	15.5	17.2	17.9	18.9	21.0	21.4	19.7	19.1
한 우 개 별 표 본 치 수	등지방두께(mm)	12.5	8.3	12.1	12.7	11.9	11.8	12.5	12.7	12.2	11.7	12.0	12.5	12.2	12.5	12.6	12.8	12.6	12.5
	등심단면적(㎡)	92.5	85.7	89.3	93.4	96.4	90.4	91.7	91.3	91.3	91.7	92.4	93.2	90.5	93.0	91.2	94.0	93.1	91.6
	도체중량(kg)	421.5	352.9	398.6	432.4	436.8	413.6	395.7	407.5	411.0	422.7	418.9	412.6	408.3	421.7	416.6	435.0	421.3	425.2
	근내지방도(No.)	5.4	4.6	4.8	5.0	6.1	5.2	5.2	5.3	5.4	5.3	5.3	5.5	5.2	5.5	5.5	5.5	5.1	5.8
경락가격(원/kg)		16,482	15,341	15,972	15,451	18,074	17,448	15,897	15,637	16,634	16,231	15,503	16,554	16,588	16,950	17,219	16,430	15,996	14,681
세 상 하 위 표 본	도매시장(%)	63.6	100.0	84.7	69.6	98.0	48.6	87.1	58.4	68.7	63.9	50.6	80.6	73.3	64.2	50.5	60.7	80.1	27.8
	육가공(%)	15.1	-	8.0	26.8	0.9	21.8	-	6.1	2.0	19.1	4.2	6.3	4.3	8.2	18.3	24.9	16.8	71.9
	일반(%)	21.3	-	7.4	3.6	1.1	29.6	12.9	35.5	29.2	17.0	45.2	13.0	22.4	27.6	31.2	14.4	3.1	0.3

주) 출하방법 : 출하시 출하방법 및 신청자의 업체에 의한 구분

[표 1-30] 한우 거세 시·도별 등급판정 결과

		출하처 시도																	
시도		전국	서울	부산	대구	인천	광주	대전	울산	세종	경기	강원	충북	충남	전북	전남	경북	경남	제주
출하두수		498,124	8	50	3,445	5,403	527	471	3,777	3,029	50,093	37,562	28,878	50,878	64,623	71,035	132,679	40,679	4,987
과 별 판 정 비율	1**	39.1	-	24.0	30.7	47.9	36.8	45.4	39.5	36.3	36.4	36.3	40.8	36.2	40.8	43.5	38.0	38.6	49.5
	1*	29.8	37.5	34.0	30.6	30.6	28.5	30.6	27.8	29.3	30.9	32.8	30.1	29.6	28.8	29.5	29.6	29.0	29.5
	1	22.1	-	26.0	27.8	16.1	22.2	18.7	21.6	24.0	23.3	22.1	20.6	23.3	21.3	19.0	23.4	23.2	16.0
	1등급 이상	91.0	37.5	84.0	89.1	94.6	87.5	94.7	88.9	89.6	90.6	91.2	91.5	89.1	90.9	92.0	91.0	90.8	95.0
	2	8.2	62.5	14.0	10.1	4.7	11.6	5.1	9.2	9.1	8.5	8.1	7.7	9.8	8.3	7.3	8.2	8.1	4.5
	3	0.8	-	2.0	0.8	0.7	0.9	0.2	1.7	1.1	0.9	0.7	0.7	1.1	0.7	0.7	0.8	0.8	0.4
	등외	0.1	-	-	0.1	0.0	-	-	0.2	0.1	0.1	0.1	0.1	0.1	0.1	0.0	0.0	0.1	0.1
	A	32.2	75.0	46.0	26.8	36.9	42.3	36.9	33.2	37.2	34.2	32.6	37.3	34.6	34.4	31.2	29.1	31.0	21.9
	B	49.0	25.0	38.0	50.9	49.1	40.6	42.9	47.7	47.0	50.7	52.1	47.4	49.0	47.5	48.5	48.6	48.5	58.6
	C	18.8	-	16.0	22.3	14.0	17.1	20.2	18.9	15.7	15.0	15.2	15.2	16.3	18.0	20.2	22.3	20.3	19.5
	등지방두께 (mm)	12.3	8.4	11.6	12.4	11.8	12.0	12.5	12.2	11.9	11.6	11.9	11.9	11.9	12.2	12.8	12.6	12.7	12.6
	등심단면적 (㎠)	97.6	90.1	98.4	96.8	99.4	97.2	100.2	96.9	98.5	95.6	96.5	98.2	96.5	97.8	98.7	97.7	99.9	95.5
	도체중량 (kg)	470.6	380.0	487.5	477.2	461.1	455.5	462.5	466.0	469.7	463.8	464.2	466.3	462.7	467.1	471.1	478.7	478.4	465.0
	근내지방도 (No.)	6.2	4.0	5.4	5.8	6.6	6.0	6.5	6.1	6.0	6.0	6.1	6.3	6.0	6.2	6.4	6.1	6.1	6.7
경락가격 (원/kg)		17,963	14,934	17,165	17,377	18,765	18,093	18,299	17,500	17,658	17,871	17,477	18,154	17,858	18,115	18,188	17,777	17,964	17,666
출 하 방 법	도매시장 (%)	63.6	100.0	76.0	51.2	98.9	81.0	99.8	46.0	99.6	54.7	40.6	79.4	84.6	71.3	77.7	49.2	68.8	14.9
	육가공 (%)	22.4	-	24.0	45.8	0.8	12.7	-	14.6	0.1	29.8	5.3	10.2	6.6	12.1	17.1	37.4	30.1	84.9
	일반 (%)	14.0	-	-	3.0	0.3	6.3	0.2	39.4	0.3	15.6	54.1	10.4	8.7	16.5	5.2	13.5	1.1	0.3

주) 출하방법 : 출하시 출하방법 및 신청자의 업체에 의한 구분

[표 1-31] 육우 시·도별 등급판정 결과

출하처 시도																			
시도	전국	서울	부산	대구	인천	광주	대전	울산	세종	경기	강원	충북	충남	전북	전남	경북	경남	제주	
출하두수	65,876	2	12	523	691	9	38	12	154	20,896	1,194	3,353	14,562	5,703	2,301	14,152	2,127	147	
등급판정결과	1 ⁺⁺	0.9	-	-	1.3	0.4	-	-	-	0.6	0.8	0.3	0.9	0.7	0.6	1.2	1.5	2.0	
	1 ⁺	3.1	-	-	5.2	2.0	-	-	-	2.6	3.2	1.4	3.1	2.8	1.7	1.4	4.0	4.4	2.7
	1	9.5	-	-	12.6	8.0	11.1	13.2	16.7	2.6	9.4	5.3	10.1	8.8	5.6	4.6	12.9	11.4	5.4
	1등급 이상 (%)	13.5	-	-	19.1	10.4	11.1	13.2	16.7	5.8	13.4	7.0	14.1	12.3	7.9	6.6	18.1	17.3	10.1
	2	41.8	-	16.7	47.8	35.5	11.1	44.7	-	14.3	41.5	34.7	42.4	40.9	39.6	24.3	48.2	41.0	15.6
	3	43.9	100.0	83.3	33.1	53.5	77.8	42.1	83.3	79.2	44.2	56.4	42.7	46.1	51.8	65.6	33.3	41.1	72.1
	등외	0.8	-	-	-	0.6	-	-	-	0.6	0.9	2.0	0.8	0.8	0.7	3.5	0.4	0.7	2.0
	A	14.4	-	8.3	20.8	15.8	33.3	10.5	-	19.5	12.6	17.5	17.2	14.1	20.1	17.4	13.1	16.2	8.2
	B	60.8	100.0	83.3	62.0	66.1	55.6	73.7	91.7	59.1	59.7	64.7	62.6	62.9	64.4	62.5	58.4	55.4	43.5
	C	24.0	-	8.3	17.2	17.5	11.1	15.8	8.3	20.8	26.9	15.8	19.4	22.2	14.7	16.6	28.1	27.7	46.3
판인양면적	등지방두께 (mm)	6.0	2.5	5.8	5.6	4.9	5.4	6.1	6.4	4.3	6.0	5.6	5.8	5.8	5.8	5.2	6.6	6.6	4.6
	등심단면적 (㎡)	71.1	46.5	73.8	76.6	66.8	75.6	75.2	70.0	66.4	70.5	69.0	71.4	70.0	69.4	67.4	73.9	75.8	62.7
	도체중량 (kg)	420.2	245.5	398.8	444.1	397.7	392.2	399.1	355.2	380.6	420.6	386.7	413.4	415.8	397.7	381.7	441.7	442.8	330.3
	근내지방도 (No.)	2.1	1.0	1.3	2.4	1.9	1.7	2.1	1.5	1.4	2.1	1.7	2.1	2.0	1.8	1.6	2.4	2.3	1.7
경락가격 (원/kg)		10,253	7,300	8,526	10,693	10,237	9,742	9,002	8,747	9,137	10,129	9,855	10,239	10,317	10,350	9,392	10,708	9,959	8,153
출하양	도매시장 (%)	76.1	100.0	100.0	87.4	98.8	100.0	65.8	100.0	90.3	67.2	91.6	89.6	75.3	91.7	90.7	74.5	83.2	36.1
	육가공 (%)	15.9	-	-	12.6	0.3	-	-	-	0.6	19.8	0.1	1.8	13.9	6.8	5.6	22.7	15.5	63.3
	일반 (%)	8.0	-	-	-	0.9	-	34.2	-	9.1	12.9	8.3	8.6	10.8	1.5	3.7	2.8	1.3	0.7

주) 출하방법 : 출하시 출하방법 및 신청자의 업체에 의한 구분


[표 1-32] 육우 거세 시·도별 등급판정 결과

출하처 시도																				
시도		전국	서울	부산	대구	인천	광주	대전	울산	세종	경기	강원	충북	충남	전북	전남	경북	경남	제주	
출하두수		55,845	-	4	454	609	2	1	2	62	17,309	851	2,722	12,717	5,113	1,366	12,939	1,632	62	
과목별 등급판정 결과	아열대 지방 등급상 (%)	1 ⁺⁺	0.9	-	-	1.5	0.3	-	-	-	1.6	0.9	0.2	1.0	0.8	0.6	0.8	1.3	1.8	4.8
		1 ⁺	3.3	-	-	5.3	2.1	-	-	-	4.8	3.6	1.1	3.3	2.8	1.8	2.1	4.1	5.4	4.8
		1	10.4	-	-	13.7	8.0	-	-	100	6.5	10.5	4.2	11.1	9.5	5.8	5.7	13.5	13.9	6.5
		1등급이상	14.6	-	-	20.5	10.4	-	-	100	12.9	15.0	5.5	15.4	13.1	8.2	8.6	18.9	21.1	16.1
		2	45.6	-	-	49.6	37.3	50.0	-	-	11.3	46.2	38.9	45.2	44.4	41.5	28.9	50.2	47.2	17.7
		3	39.5	-	100.0	30.0	52.2	50.0	100	-	75.8	38.6	54.6	39.2	42.2	50.3	61.7	30.7	31.7	66.1
		등외	0.2	-	-	-	-	-	-	-	-	0.2	0.9	0.3	0.3	0.1	0.7	0.2	0.1	-
	아열대 지방 등급상 (%)	A	14.2	-	-	21.1	16.1	50	100	-	6.5	12.1	19.3	17.5	14.1	20.7	17.4	12.7	14.7	9.7
		B	61.0	-	100.0	62.8	67.7	-	-	50	64.5	59.9	64.7	63.3	62.9	64.5	62.2	58.6	55.4	66.1
		C	24.6	-	-	16.1	16.3	50.0	-	50	29.0	27.9	15.0	19.0	22.8	14.6	19.7	28.5	29.8	24.2
과목별 등급판정 결과	등지방두께 (mm)	6.1	-	4.3	5.6	4.8	8.0	7	13.5	4.5	6.2	5.6	5.8	5.9	5.9	5.5	6.6	7.0	5.4	
	등심단면적 (㎠)	71.6	-	62.3	76.5	67.0	77.0	97	91.0	63.7	71.3	68.7	71.6	70.4	69.6	68.6	74.0	76.2	63.3	
	도체중량 (kg)	430.9	-	384.3	451.4	404.8	421.0	408	517.5	397.5	434.7	397.9	423.0	425.1	402.5	406.0	446.6	458.2	372.3	
	근내지방도 (No.)	2.2	-	1.0	2.5	1.9	2.0	1	4.0	1.7	2.2	1.7	2.2	2.1	1.9	1.7	2.4	2.5	2.0	
경락가격 (원/kg)		10,554	-	9,246	10,917	10,380	11,243	-	12,348	10,024	10,487	10,146	10,523	10,503	10,425	9,975	10,884	10,562	8,129	
출하 양	도매시장 (%)	73.8	-	100.0	85.7	99.5	100.0	-	100.0	100.0	63.3	97.8	88.4	72.7	92.1	90.0	72.9	80.9	56.5	
	육가공 (%)	18.2	-	-	14.3	0.2	-	-	-	-	23.7	-	1.8	15.5	7.5	8.8	24.5	18.3	43.5	
	일반 (%)	7.9	-	-	-	0.3	-	100	-	-	13.0	2.2	9.8	11.8	0.4	1.2	2.6	0.8	-	

주) 출하구분 : 출하농가가 도축신청 시 출하방법 및 신청자의 업태에 의한 구분

2024 축산물등급판정 통계연보

2024 Animal Products Grading Statistical Yearbook



통 계 표

1. 품종별, 성별, 등급별 판정두수

가. 한우 전체

(단위: 두, %)

연도	계 Total	등급판정결과 Grade											
		1**A	1*A	1A	2A	3A	1**B	1*B	1B	2B	3B	1**C	1*C
1996	377,048	-	-	2,910	17,651	50,186	-	-	60,994	94,530	113,880	-	-
1997	790,302	-	679	5,926	25,401	101,767	-	2,713	121,977	194,037	268,849	-	378
1998	947,514	-	5,980	19,628	80,108	298,937	-	23,811	85,731	171,552	193,590	-	2,848
1999	873,060	-	8,177	26,006	82,907	260,880	-	27,548	93,004	179,123	148,667	-	2,955
2000	814,004	-	11,050	32,394	83,725	239,706	-	36,895	105,286	157,709	94,891	-	4,972
2001	548,232	-	10,439	24,285	55,414	149,244	-	34,162	77,595	101,261	52,576	-	5,947
2002	446,228	-	11,860	20,269	42,556	103,019	-	36,031	65,924	80,885	37,280	-	8,841
2003	360,796	-	8,489	12,171	34,772	99,661	-	32,410	45,028	56,155	28,650	-	10,021
2004	324,306	1,069	9,286	11,115	29,112	86,509	2,196	30,652	34,902	44,597	24,676	851	12,977
2005	390,593	11,407	17,728	27,368	43,483	85,156	20,853	32,880	48,979	40,793	18,272	6,094	8,586
2006	425,515	10,042	18,476	25,615	46,589	108,145	18,849	36,902	51,634	43,119	21,153	5,003	9,271
2007	492,115	10,211	24,166	32,605	46,106	84,886	20,791	52,300	70,754	59,955	25,039	6,039	14,234
2008	588,003	11,742	29,347	39,828	51,830	81,470	24,635	66,695	93,829	78,754	29,200	7,672	18,457
2009	643,930	15,526	35,539	47,689	56,635	78,657	29,810	74,742	101,988	83,347	30,048	10,105	21,591
2010	602,016	16,575	35,611	46,411	46,098	36,035	30,647	76,111	105,201	82,929	23,912	11,272	24,748
2011	718,256	19,016	41,070	52,356	51,859	43,207	33,480	86,663	120,425	98,844	31,621	13,862	34,485
2012	842,771	20,665	42,416	61,434	70,067	55,638	38,386	88,959	130,324	126,366	50,552	18,993	38,941
2013	959,751	26,134	57,349	88,366	87,253	40,818	38,780	93,527	143,049	132,266	52,788	23,858	51,059
2014	920,944	24,447	54,323	82,378	74,506	37,464	38,254	97,621	145,314	116,710	39,665	24,860	58,393
2015	883,593	22,429	51,203	65,560	60,399	30,742	39,329	110,058	134,268	105,958	30,389	27,007	72,438
2016	737,476	16,137	41,729	45,061	42,830	23,396	31,641	104,945	105,091	82,959	23,369	22,833	77,188
2017	742,536	16,462	44,742	40,962	35,304	19,940	33,325	115,325	103,378	73,794	24,087	25,001	87,424
2018	736,354	18,808	39,421	41,918	32,550	18,391	40,593	104,531	108,264	71,914	24,880	30,423	79,543
2019	765,297	26,851	40,365	43,596	32,298	15,150	54,864	103,969	111,970	71,632	26,419	38,595	72,432
2020	762,749	48,302	45,731	46,465	36,078	14,003	83,030	98,643	102,210	71,422	30,247	40,236	49,917
2021	794,238	52,817	47,304	45,560	34,491	13,352	94,926	107,432	106,627	74,282	32,667	41,490	49,944
2022	869,147	68,258	56,355	53,937	40,715	15,757	108,790	114,694	111,216	78,722	38,609	45,508	48,898
2023	929,411	71,669	60,103	60,924	48,201	18,924	115,166	119,250	119,954	83,371	43,138	48,260	50,726
2024	990,412	85,443	70,083	72,413	54,952	19,125	127,941	125,861	122,612	80,996	39,154	52,690	53,470

주) 육질등급 기준 중 1*등급은 1997년부터, 1**등급은 2004. 12. 1일부터 개정 시행됨

• 한우 암

(단위: 두, %)

연도	계 Total	등급판정결과 Grade											
		1**A	1*A	1A	2A	3A	1**B	1*B	1B	2B	3B	1**C	1*C
1996	145,695	-	-	1,112	949	521	-	-	50,601	43,456	17,885	-	-
1997	421,652	-	467	3,329	4,811	3,582	-	2,331	109,373	140,216	96,825	-	250
1998	470,761	-	3,488	10,607	22,007	18,100	-	20,002	74,678	142,839	122,674	-	1,934
1999	506,994	-	5,056	17,278	31,772	22,808	-	24,314	84,996	161,118	118,052	-	2,340
2000	462,931	-	8,943	25,173	35,143	15,869	-	33,825	97,399	137,625	62,730	-	4,250
2001	289,326	-	7,472	16,364	19,336	7,180	-	29,978	66,990	79,254	27,559	-	4,856
2002	215,549	-	6,220	10,320	11,972	3,780	-	27,677	49,792	54,136	16,147	-	6,501
2003	154,195	-	3,869	5,206	6,380	2,063	-	24,642	33,982	36,299	9,770	-	7,299
2004	123,885	438	3,251	3,600	4,379	1,479	1,299	20,006	22,815	25,313	7,351	515	8,642
2005	144,271	4,261	5,980	10,153	7,982	2,508	12,513	17,345	29,039	21,063	7,071	4,011	4,684
2006	167,204	4,281	7,625	11,391	9,196	2,867	12,348	22,150	34,130	25,282	9,428	3,323	5,431
2007	211,661	3,977	8,822	13,900	13,134	5,040	11,270	26,421	41,300	35,494	14,841	3,150	6,546
2008	263,189	3,629	10,694	18,307	19,141	6,802	10,725	30,295	53,061	49,632	20,225	2,557	6,524
2009	299,813	3,965	12,672	23,666	24,052	7,244	10,534	33,032	61,011	57,018	22,102	2,568	7,296
2010	263,137	3,250	10,871	21,311	22,063	6,715	8,004	26,839	53,202	50,049	18,536	2,350	6,526
2011	293,640	3,104	11,164	21,457	24,323	8,514	7,207	26,789	53,995	58,150	24,408	2,530	8,254
2012	436,977	3,900	14,777	32,366	42,736	15,028	8,885	33,105	73,892	95,870	43,828	3,045	10,346
2013	510,584	4,946	19,664	47,779	60,487	19,576	7,923	31,926	78,603	103,602	48,693	3,617	12,473
2014	448,120	4,271	17,686	42,704	48,648	15,262	7,320	30,897	75,493	85,900	35,507	3,958	14,183
2015	413,195	3,827	15,832	36,306	39,616	12,386	7,015	31,169	70,589	74,534	26,588	4,664	17,859
2016	353,880	3,276	13,099	27,128	28,353	8,818	6,703	29,537	60,369	58,632	19,941	4,751	19,971
2017	339,355	3,162	12,201	23,379	22,907	7,540	6,942	29,928	57,954	52,552	20,863	5,028	20,759
2018	328,350	3,466	11,916	22,853	21,453	7,261	7,817	29,026	55,938	51,084	21,462	5,440	18,668
2019	341,122	5,517	13,052	22,088	21,020	8,249	11,048	30,759	54,534	49,491	23,168	7,699	19,606
2020	347,083	9,766	15,146	21,572	22,952	10,138	19,347	34,951	50,234	48,778	24,741	9,994	18,464
2021	358,818	11,024	16,123	21,864	22,749	10,311	21,719	36,893	51,879	50,399	27,104	10,311	18,334
2022	411,875	13,535	20,062	27,140	28,285	13,277	25,073	42,798	58,541	58,495	34,001	11,229	19,378
2023	469,280	15,842	23,617	33,162	35,532	16,532	28,205	47,979	66,952	64,551	39,012	13,046	21,788
2024	487,310	20,697	26,789	37,892	38,412	16,096	34,851	51,251	67,889	61,338	34,878	15,956	22,826

주) 육질등급 기준 중 1*등급은 1997년부터, 1**등급은 2004. 12. 1일부터 개정 시행됨

Number of beef carcass by species, sex and grade

Hanwoo(Korean native cattle) Total

(unit : head, %)

				육질등급별 출현율 Percentage by quality grade					육량등급별 출현율 Percentage by yield grade				Year
1C	2C	3C	D	1 ⁺⁺	1 ⁺	1	2	3	A	B	C	D	
9,142	9,583	7,495	10,677	-	-	19.4	32.3	45.5	18.8	71.5	7.0	2.8	1996
13,828	17,738	15,301	21,708	-	0.5	17.9	30.0	48.8	16.9	74.3	6.0	2.7	1997
7,512	15,127	19,341	23,349	-	3.4	11.9	28.2	54.0	42.7	50.1	4.7	2.5	1998
7,006	14,161	12,409	10,217	-	4.4	14.4	31.6	48.3	43.3	51.4	4.2	1.2	1999
11,011	18,417	10,182	7,766	-	6.5	18.3	31.9	42.4	45.1	48.5	5.5	1.0	2000
11,321	15,079	6,459	4,450	-	9.2	20.6	31.3	38.0	43.7	48.4	7.1	0.8	2001
14,133	16,730	5,517	3,183	-	12.7	22.5	31.4	32.7	39.8	49.3	10.1	0.7	2002
11,939	13,928	4,843	2,729	-	14.1	19.2	29.1	36.9	43.0	45.0	11.3	0.8	2003
13,407	15,139	5,014	2,804	1.3	16.3	18.3	27.4	35.8	42.3	42.3	14.6	0.9	2004
13,201	10,044	3,372	2,377	9.8	15.2	22.9	24.1	27.3	47.4	41.4	10.6	0.6	2005
13,436	10,353	4,228	2,700	8.0	15.2	21.3	23.5	31.4	49.1	40.3	9.9	0.6	2006
19,909	14,726	5,776	4,618	7.5	18.4	25.0	24.5	23.5	40.2	46.5	12.3	0.9	2007
25,219	17,489	6,529	5,307	7.5	19.5	27.0	25.2	19.9	36.4	49.8	12.8	0.9	2008
27,892	18,806	6,618	4,937	8.6	20.5	27.6	24.7	17.9	36.3	49.7	13.2	0.8	2009
33,410	22,689	6,175	4,191	9.7	22.7	30.7	25.2	11.0	30.0	53.0	16.3	0.7	2010
46,648	32,275	8,379	4,066	9.2	22.6	30.6	25.5	11.6	28.9	51.7	18.9	0.6	2011
48,926	33,600	12,430	5,074	9.3	20.2	28.6	27.3	14.1	29.7	51.6	18.1	0.6	2012
66,098	40,546	14,254	3,606	9.2	21	31.0	27.1	11.2	31.2	48.0	20.4	0.4	2013
73,205	40,931	10,734	2,138	9.5	22.8	32.7	25.2	9.5	29.7	47.5	22.6	0.2	2014
77,315	45,292	9,158	2,048	10.0	26.4	31.4	24.0	8.0	26.1	47.5	26.2	0.2	2015
66,653	42,523	9,328	1,793	9.6	30.4	29.4	22.8	7.6	22.9	47.2	29.6	0.2	2016
68,404	41,349	11,018	2,021	10.1	33.3	28.7	20.3	7.4	21.2	47.1	31.4	0.3	2017
73,575	38,713	10,817	2,013	12.2	30.4	30.4	19.4	7.3	20.5	47.6	31.7	0.3	2018
73,487	38,790	12,514	2,365	15.7	28.3	29.9	18.6	7.1	20.7	48.2	30.8	0.3	2019
50,709	31,623	12,197	1,936	22.5	25.5	26.1	18.2	7.4	25.0	50.5	24.2	0.3	2020
48,644	30,345	12,140	2,217	23.8	25.8	25.3	17.5	7.3	24.4	52.4	23.0	0.3	2021
45,770	28,391	11,511	2,016	25.6	25.3	24.3	17.0	7.6	27.0	52.0	20.7	0.2	2022
47,437	28,215	11,497	2,576	25.3	24.8	24.6	17.2	7.9	28.0	51.7	20.0	0.3	2023
48,883	25,601	9,015	2,173	26.9	25.2	24.6	16.3	6.8	30.5	50.1	19.1	0.2	2024

Note) The meat quality grade 1⁺ was introduced from 1997 and grade 1⁺⁺ was introduced from the amendment of Dec.1.2004

Hanwoo(Korean native cattle) Female

(unit : head, %)

				육질등급별 출현율 Percentage by quality grade					육량등급별 출현율 Percentage by yield grade				Year
1C	2C	3C	D	1 ⁺⁺	1 ⁺	1	2	3	A	B	C	D	
8,125	8,383	5,773	8,890	-	-	41.1	36.2	16.6	1.8	76.8	15.3	6.1	1996
11,923	16,071	12,537	19,937	-	0.7	29.6	38.2	26.8	2.9	82.7	9.7	4.7	1997
5,497	12,925	15,714	20,296	-	5.4	19.3	37.8	33.2	11.5	76.5	7.7	4.3	1998
5,736	13,050	11,428	9,046	-	6.3	21.3	40.6	30.0	15.2	76.6	6.4	1.8	1999
9,521	16,612	8,847	6,994	-	10.2	28.5	40.9	18.9	18.4	71.6	8.5	1.5	2000
9,098	12,361	5,200	3,678	-	14.6	32.0	38.3	13.8	17.4	70.4	10.9	1.3	2001
10,258	12,047	4,033	2,666	-	18.7	32.6	36.3	11.1	15.0	68.5	15.2	1.2	2002
8,864	10,208	3,383	2,230	-	23.2	31.2	34.3	9.9	11.4	67.9	19.3	1.4	2003
9,065	10,171	3,315	2,246	1.8	25.7	28.6	32.2	9.8	10.6	62.0	25.6	1.8	2004
7,991	5,538	2,255	1,877	14.4	19.4	32.7	24.0	8.2	21.4	60.3	17.0	1.3	2005
8,390	6,211	3,128	2,023	11.9	21.1	32.2	24.3	9.2	21.1	61.8	15.8	1.2	2006
10,992	8,802	4,641	3,331	8.7	19.7	31.3	27.1	11.6	21.2	61.1	16.1	1.6	2007
12,097	10,280	5,434	3,786	6.4	18.1	31.7	30.0	12.3	22.3	62.3	14.0	1.4	2008
14,071	11,384	5,694	3,504	5.7	17.7	32.9	30.8	11.7	23.9	61.3	13.7	1.2	2009
13,786	11,509	5,194	2,931	5.2	16.8	33.6	31.8	11.6	24.4	59.5	15.0	1.1	2010
17,263	16,324	7,234	2,924	4.4	15.7	31.6	33.6	13.7	23.3	58.1	17.6	1.0	2011
21,864	21,842	11,379	4,114	3.6	13.3	29.3	36.7	16.1	24.9	58.5	15.7	0.9	2012
27,748	27,215	13,329	3,003	3.2	12.5	30.2	37.5	16.0	29.9	53.0	16.5	0.6	2013
29,163	25,590	9,887	1,650	3.5	14.0	32.9	35.7	13.5	28.7	52.5	18.5	0.4	2014
34,422	28,528	8,333	1,527	3.8	15.7	34.2	34.5	11.4	26.1	50.8	22.7	0.4	2015
34,836	28,565	8,544	1,357	4.2	17.7	34.6	32.7	10.5	22.8	49.5	27.3	0.4	2016
35,572	28,852	10,209	1,507	4.5	18.5	34.4	30.7	11.4	20.4	49.6	29.6	0.4	2017
33,719	26,684	10,043	1,520	5.1	18.2	34.3	30.2	11.8	20.4	50.4	28.8	0.5	2018
34,186	27,311	11,672	1,722	7.1	18.6	32.5	28.7	12.6	20.5	49.5	29.5	0.5	2019
25,477	22,984	11,070	1,469	11.3	19.8	28.0	27.3	13.2	22.9	51.3	25.4	0.4	2020
25,016	22,231	11,260	1,601	12.0	19.9	27.5	26.6	13.6	22.9	52.4	24.3	0.4	2021
25,541	22,225	10,804	1,491	12.1	20.0	27.0	26.5	14.1	24.8	53.1	21.7	0.4	2022
27,527	22,639	10,891	2,005	12.2	19.9	27.2	26.2	14.2	26.6	52.6	20.4	0.4	2023
28,103	20,094	8,481	1,757	14.7	20.7	27.5	24.6	12.2	28.7	51.3	19.6	0.4	2024

Note) The meat quality grade 1⁺ was introduced from 1997 and grade 1⁺⁺ was introduced from the amendment of Dec.1.2004

품종별, 성별, 등급별 판정두수

• 한우 수

(단위 : 두, %)

연도	계 Total	등급판정결과 Grade											
		1**A	1*A	1A	2A	3A	1**B	1*B	1B	2B	3B	1**C	1*C
1996	225,926	-	-	1,639	16,636	49,637	-	-	7,613	49,844	95,734	-	-
1997	354,348	-	35	1,851	20,063	97,974	-	37	6,827	50,566	171,154	-	2
1998	435,784	-	369	4,600	53,000	278,604	-	288	2,983	20,430	67,971	-	46
1999	327,719	-	234	3,120	44,773	235,959	-	127	1,233	11,039	28,868	-	7
2000	317,557	-	182	3,069	43,980	222,397	-	105	1,486	13,280	30,561	-	10
2001	205,594	-	130	2,388	28,183	139,353	-	87	1,408	10,093	21,896	-	17
2002	142,473	-	160	1,709	17,816	95,193	-	161	1,333	7,733	16,603	-	25
2003	149,045	-	267	2,267	21,578	95,644	-	214	1,589	9,008	16,538	-	26
2004	130,089	9	349	2,378	18,472	83,148	3	243	1,433	7,388	14,658	-	38
2005	124,607	75	534	3,571	24,525	80,211	35	203	987	4,879	8,551	2	14
2006	153,396	37	492	3,590	28,667	103,207	11	154	985	5,456	9,552	4	11
2007	110,542	22	252	2,058	18,450	76,890	18	132	670	3,705	6,912	3	9
2008	104,459	15	194	1,788	18,015	72,249	6	99	617	3,736	6,129	1	6
2009	99,585	17	211	1,828	16,913	69,288	7	101	683	3,551	5,650	1	13
2010	39,829	5	85	687	6,214	27,226	7	36	304	1,603	2,710	-	5
2011	48,158	4	81	728	7,039	32,314	6	47	405	2,441	4,024	-	7
2012	56,511	5	115	972	9,078	38,298	6	70	461	2,331	4,155	2	7
2013	27,703	5	45	431	4,377	19,104	5	27	194	1,024	1,973	3	5
2014	29,895	1	45	548	4,920	20,366	6	36	217	1,143	2,139	-	5
2015	24,615	6	55	347	3,701	16,894	1	28	187	999	1,883	1	6
2016	20,264	2	32	332	2,974	13,451	3	36	191	956	1,821	-	9
2017	18,100	3	33	276	2,688	11,453	3	26	228	1,003	1,780	1	12
2018	17,048	4	42	326	2,642	10,373	-	29	256	1,111	1,698	1	8
2019	10,757	4	20	161	1,428	6,189	4	21	116	716	1,470	3	16
2020	9,881	2	9	42	326	2,856	5	33	148	1,197	3,729	2	17
2021	8,409	-	8	36	296	2,228	6	26	147	1,078	3,283	3	-
2022	6,043	3	2	24	216	1,674	9	26	101	699	2,316	8	24
2023	5,027	4	7	20	209	1,500	7	27	89	587	1,831	2	13
2024	4,978	-	2	20	195	1,715	3	23	69	526	1,790	5	12

주) 육질등급 기준 중 1**등급은 1997년부터, 1**등급은 2004. 12. 1일부터 개정 시행됨

• 한우 거세

(단위 : 두, %)

연도	계 Total	등급판정결과 Grade											
		1**A	1*A	1A	2A	3A	1**B	1*B	1B	2B	3B	1**C	1*C
1996	5,427	-	-	159	66	28	-	-	2,780	1,230	261	-	-
1997	14,302	-	177	746	527	211	-	345	5,777	3,255	870	-	126
1998	40,969	-	2,123	4,421	5,101	2,233	-	3,521	8,070	8,283	2,945	-	868
1999	38,347	-	2,887	5,608	6,362	2,113	-	3,107	6,775	6,966	1,747	-	608
2000	33,516	-	1,925	4,152	4,602	1,440	-	2,965	6,401	6,804	1,600	-	712
2001	53,312	-	2,837	5,533	7,895	2,711	-	4,097	9,197	11,914	3,121	-	1,074
2002	88,206	-	5,480	8,240	12,768	4,046	-	8,193	14,799	19,016	4,530	-	2,315
2003	57,556	-	4,353	4,698	6,814	1,954	-	7,554	9,457	10,848	2,342	-	2,696
2004	70,332	622	5,686	5,137	6,261	1,882	894	10,403	10,654	11,896	2,667	336	4,297
2005	121,715	7,071	11,214	13,644	10,976	2,437	8,305	15,332	18,953	14,851	2,650	2,081	3,888
2006	104,915	5,724	10,359	10,634	8,726	2,071	6,490	14,598	16,519	12,381	2,173	1,676	3,829
2007	169,912	6,212	15,092	16,647	14,522	2,956	9,503	25,747	28,784	20,756	3,286	2,886	7,679
2008	220,355	8,098	18,459	19,733	14,674	2,419	13,904	36,301	40,151	25,386	2,846	5,114	11,927
2009	244,532	11,544	22,656	22,195	15,670	2,125	19,269	41,609	40,294	22,778	2,296	7,536	14,282
2010	299,050	13,320	24,655	24,413	17,821	2,094	22,636	49,236	51,695	31,277	2,666	8,922	18,217
2011	376,458	15,908	29,825	30,171	20,497	2,379	26,267	59,827	66,025	38,253	3,189	11,332	26,224
2012	349,283	16,760	27,524	28,096	18,253	2,312	29,495	55,784	55,971	28,165	2,569	15,946	28,588
2013	421,464	21,183	37,640	40,156	22,389	2,138	30,852	61,574	64,252	27,640	2,122	20,238	38,581
2014	442,929	20,175	36,592	39,126	20,938	1,836	30,928	66,688	69,604	29,667	2,019	20,902	44,205
2015	445,783	18,596	35,316	28,907	17,082	1,462	32,313	78,861	63,492	30,425	1,918	22,342	54,573
2016	363,332	12,859	28,598	17,601	11,503	1,127	24,935	75,372	44,531	23,371	1,607	18,082	57,208
2017	385,081	13,297	32,508	17,307	9,709	947	26,380	85,371	45,196	20,239	1,444	19,972	66,653
2018	390,956	15,338	27,463	18,739	8,455	757	32,776	75,476	52,070	19,719	1,720	24,982	60,867
2019	413,418	21,330	27,293	21,347	9,850	712	43,812	73,189	57,320	21,425	1,781	30,893	52,810
2020	405,785	38,534	30,576	24,851	12,800	1,009	63,678	63,659	51,828	21,447	1,777	30,240	31,436
2021	427,011	41,793	31,173	23,660	11,446	813	73,201	70,513	54,601	22,805	2,280	31,176	31,583
2022	451,229	54,720	36,291	26,773	12,214	806	83,708	71,870	52,574	19,528	2,292	34,271	29,496
2023	455,104	55,823	36,479	27,742	12,460	892	86,954	71,244	52,913	18,233	2,295	35,212	28,925
2024	498,124	64,746	43,292	34,501	16,345	1,314	93,087	74,587	54,654	19,132	2,486	36,729	30,632

주) 육질등급 기준 중 1**등급은 1997년부터, 1**등급은 2004. 12. 1일부터 개정 시행됨

Number of beef carcass by species, sex and grade

Hanwoo(Korean native cattle) Male

(unit : head, %)

				육질등급별 출현율 Percentage by quality grade					육량등급별 출현율 Percentage by yield grade				Year
1C	2C	3C	D	1 ⁺⁺	1 ⁺	1	2	3	A	B	C	D	
401	961	1,678	1,783	-	-	4.3	29.9	65.1	30.1	67.8	1.3	0.8	1996
395	1,010	2,672	1,762	-	-	2.6	20.2	76.7	33.8	64.5	1.2	0.5	1997
317	794	3,348	3,034	-	0.2	1.8	17.0	80.3	77.2	21.0	1.0	0.7	1998
78	273	857	1,151	-	0.1	1.4	17.1	81.1	86.7	12.6	0.4	0.4	1999
107	504	1,131	745	-	0.1	1.5	18.2	80.0	84.9	14.3	0.6	0.2	2000
110	402	830	697	-	0.1	1.9	18.8	78.8	82.7	16.3	0.7	0.3	2001
99	451	762	428	-	0.2	2.2	18.2	79.0	80.6	18.1	0.9	0.3	2002
119	507	867	421	-	0.3	2.7	20.9	75.8	80.3	18.3	1.0	0.3	2003
116	515	885	454	-	0.5	3.0	20.3	75.9	80.2	18.2	1.2	0.3	2004
52	169	438	361	0.1	0.6	3.7	23.7	71.6	87.4	11.8	0.5	0.3	2005
59	214	513	444	-	0.4	3.0	22.4	73.8	88.7	10.5	0.5	0.3	2006
46	134	411	830	-	0.4	2.5	20.2	76.2	88.4	10.3	0.5	0.8	2007
30	127	361	1,086	-	0.3	2.3	20.9	75.4	88.3	10.1	0.5	1.0	2008
38	152	253	879	-	0.3	2.6	20.7	75.5	88.6	10.0	0.5	0.9	2009
16	69	179	683	-	0.3	2.5	19.8	75.6	85.9	11.7	0.7	1.7	2010
43	150	227	642	0.0	0.3	2.4	20.0	75.9	83.4	14.4	0.9	1.3	2011
43	128	310	530	0.0	0.3	2.6	20.4	75.7	85.8	12.4	0.9	0.9	2012
26	92	157	235	0.0	0.3	2.3	19.8	76.6	86.5	11.6	1.0	0.8	2013
23	110	169	167	0.0	0.3	2.6	20.6	75.8	86.6	11.8	1.0	0.6	2014
33	107	161	206	0.0	0.4	2.3	19.5	76.9	85.3	12.6	1.3	0.8	2015
27	118	158	154	0.0	0.4	2.7	20.0	76.1	82.9	14.8	1.5	0.8	2016
39	147	197	211	0.0	0.4	3.0	21.2	74.2	79.9	16.8	2.2	1.2	2017
49	138	196	175	0.0	0.5	3.7	22.8	72.0	78.5	18.1	2.3	1.0	2018
35	137	177	260	0.1	0.5	2.9	21.2	72.8	72.5	21.6	3.4	2.4	2019
88	505	710	212	0.1	0.6	2.8	20.5	73.8	32.7	51.7	13.4	2.1	2020
82	423	494	272	0.1	0.7	3.2	21.4	71.4	30.5	54.0	12.2	3.2	2021
70	313	363	195	0.3	0.9	3.2	20.3	72.0	31.8	52.1	12.9	3.2	2022
62	215	264	190	0.3	0.9	3.4	20.1	71.5	34.6	50.5	11.1	3.8	2023
52	172	268	126	0.2	0.7	2.8	17.9	75.8	38.8	48.4	10.2	2.5	2024

(Note) The meat quality grade 1⁺ was introduced from 1997 and grade 1⁺⁺ was introduced from the amendment of Dec.1.2004

Hanwoo Castrated

(unit : head, %)

				육질등급별 출현율 Percentage by quality grade					육량등급별 출현율 Percentage by yield grade				Year
1C	2C	3C	D	1 ⁺⁺	1 ⁺	1	2	3	A	B	C	D	
616	239	44	4	-	-	65.5	28.3	6.1	4.7	78.7	16.6	0.1	1996
1,510	657	92	9	-	4.5	56.2	31.0	8.2	11.6	71.6	16.7	0.1	1997
1,698	1,408	279	19	-	15.9	34.6	36.1	13.3	33.9	55.7	10.4	0.0	1998
1,192	838	124	20	-	17.2	35.4	36.9	10.4	44.3	48.5	7.2	0.1	1999
1,383	1,301	204	27	-	16.7	35.6	37.9	9.7	36.2	53.0	10.7	0.1	2000
2,113	2,316	429	75	-	15.0	31.6	41.5	11.7	35.6	53.1	11.1	0.1	2001
3,776	4,232	722	89	-	18.1	30.4	40.8	10.5	34.6	52.8	12.5	0.1	2002
2,956	3,213	593	78	-	25.4	29.7	36.3	8.5	31.0	52.5	16.4	0.1	2003
4,226	4,453	814	104	2.6	29.0	28.5	32.1	7.6	27.9	51.9	20.1	0.1	2004
5,158	4,337	679	139	14.3	25.0	31.0	24.8	4.7	37.3	49.4	13.3	0.1	2005
4,987	3,928	587	233	13.2	27.4	30.6	23.9	4.6	35.8	49.7	14.3	0.2	2006
8,871	5,790	724	457	10.9	28.6	32.0	24.2	4.1	32.6	51.8	15.3	0.3	2007
13,092	7,082	734	435	12.3	30.3	33.1	21.4	2.7	28.8	53.8	17.2	0.2	2008
13,783	7,270	671	554	15.7	32.1	31.2	18.7	2.1	30.3	51.6	17.8	0.2	2009
19,608	11,111	802	577	15.0	30.8	32.0	20.1	1.9	27.5	52.7	19.6	0.2	2010
29,342	15,801	918	500	14.2	30.8	33.3	19.8	1.7	26.2	51.4	22.2	0.1	2011
27,019	11,630	741	430	17.8	32.0	31.8	16.6	1.6	26.6	49.2	24.0	0.1	2012
38,324	13,239	768	368	17.1	32.7	33.9	15.0	1.2	29.3	44.2	26.4	0.1	2013
44,019	15,231	678	321	16.3	33.3	34.5	14.9	1.0	26.8	44.9	28.2	0.1	2014
42,860	16,657	664	315	16.4	37.9	30.3	14.4	0.9	22.7	46.4	30.8	0.1	2015
31,790	13,840	626	282	15.4	44.4	25.9	13.4	0.9	19.7	46.7	33.5	0.1	2016
32,793	12,350	612	303	15.5	47.9	24.7	11.0	0.8	19.2	46.4	34.4	0.1	2017
39,807	11,891	578	318	18.7	41.9	28.3	10.2	0.8	18.1	46.5	35.3	0.1	2018
39,266	11,342	665	383	23.2	37.1	28.5	10.3	0.8	19.5	47.8	32.6	0.1	2019
25,144	8,134	417	255	32.6	31.0	25.1	10.4	0.8	26.6	49.9	23.5	0.1	2020
23,546	7,691	386	344	34.2	31.2	23.8	9.8	0.8	25.5	52.3	22.1	0.1	2021
20,159	5,853	344	330	38.3	30.5	22.1	8.3	0.8	29.0	51.0	20.0	0.1	2022
19,848	5,361	342	381	39.1	30.0	22.1	7.9	0.8	29.3	50.9	19.7	0.1	2023
20,728	5,335	266	290	39.1	29.8	22.1	8.2	0.8	32.2	49.0	18.8	0.1	2024

(Note) The meat quality grade 1⁺ was introduced from 1997 and grade 1⁺⁺ was introduced from the amendment of Dec.1.2004

품종별, 성별, 등급별 판정두수

나. 젖소 전체

(단위: 두, %)

연도	계 Total	등급판정결과 Grade											
		1**A	1*A	1A	2A	3A	1**B	1*B	1B	2B	3B	1**C	1*C
1996	167,047	-	-	-	22	648	-	-	377	4,172	84,831	-	-
1997	223,710	-	-	6	51	2,439	-	2	476	3,966	126,354	-	-
1998	101,735	-	-	7	43	162	-	10	141	1,189	10,997	-	2
1999	68,088	-	-	6	13	166	-	7	110	1,194	10,290	-	4
2000	64,707	-	-	2	24	168	-	9	105	1,134	10,125	-	3
2001	63,883	-	2	5	19	204	-	21	216	1,523	11,133	-	15
2002	81,969	-	-	-	25	196	-	30	280	2,068	13,514	-	10
2003	89,590	-	1	4	26	247	-	56	368	2,848	17,252	-	34
2004	90,907	1	-	1	19	226	1	48	318	2,124	17,413	-	39
2005	82,207	-	1	15	79	637	31	90	495	2,985	16,383	7	26
2006	77,832	1	4	17	87	489	18	93	513	3,070	15,787	2	27
2007	67,600	-	1	9	46	420	6	67	417	2,344	10,890	3	33
2008	63,622	-	-	4	34	432	3	33	209	1,708	11,854	2	22
2009	58,289	-	-	3	29	288	2	26	215	1,228	9,776	3	8
2010	57,820	-	-	3	17	186	1	13	154	1,065	8,855	-	15
2011	37,478	-	1	3	12	125	3	14	92	863	6,735	1	7
2012	45,351	-	2	1	16	154	-	11	75	630	5,997	1	17
2013	45,585	-	1	5	20	213	1	9	47	440	6,414	1	11
2014	53,874	-	-	3	16	156	1	7	42	410	7,738	3	12
2015	66,485	-	1	1	7	118	-	2	26	326	6,274	-	5
2016	57,642	-	-	-	4	94	-	1	25	269	4,537	1	5
2017	52,482	-	-	1	9	147	-	1	19	229	3,269	-	9
2018	52,927	-	-	1	4	118	1	2	25	272	5,487	1	4
2019	50,714	-	-	-	8	178	1	4	14	291	6,909	2	14
2020	55,483	1	2	2	16	525	-	9	41	373	9,574	2	12
2021	59,936	1	1	5	28	726	1	3	30	410	12,084	-	3
2022	59,492	-	-	1	23	787	1	-	28	350	13,098	-	2
2023	51,095	-	1	1	28	856	1	4	29	299	12,213	-	5
2024	51,905	-	-	3	25	753	1	4	28	308	12,068	1	3

주) 1. 육질등급 기준 중 1*등급은 1997년부터, 1**등급은 2004. 12. 1일부터 개정 시행됨
 2. 판정두수는 1998년부터 품종구분이 재분류됨
 젖소: 젖소 암(경산우), 육우: 젖소 암(미경산우), 젖소 수거세, 교잡우, 수입생우

다. 육우 전체

(단위: 두, %)

연도	계 Total	등급판정결과 Grade											
		1**A	1*A	1A	2A	3A	1**B	1*B	1B	2B	3B	1**C	1*C
1996	3,212	-	-	1	3	56	-	-	51	314	1,402	-	-
1997	1,487	-	-	-	5	46	-	-	31	120	893	-	-
1998	155,532	-	11	56	681	30,196	-	50	545	4,096	105,448	-	28
1999	116,506	-	13	56	619	32,996	-	61	506	3,686	72,122	-	19
2000	114,048	-	6	52	359	29,264	-	41	510	3,792	74,096	-	11
2001	115,301	-	6	40	562	27,285	-	127	958	6,547	74,499	-	26
2002	102,265	-	16	81	833	17,669	-	375	1,782	12,484	62,811	-	66
2003	132,522	-	38	89	834	17,877	-	1,019	3,231	20,229	77,955	-	280
2004	161,572	1	26	89	607	7,178	82	2,039	5,551	30,645	88,507	25	1,010
2005	138,842	16	83	376	1,864	18,578	326	1,912	7,089	30,662	66,253	108	576
2006	127,033	26	67	232	1,166	10,022	269	1,949	7,290	31,369	62,759	72	467
2007	121,980	17	60	224	924	6,861	268	1,924	7,994	32,318	58,164	65	565
2008	116,046	14	49	168	832	6,386	169	1,718	7,262	30,101	53,788	101	694
2009	111,635	12	61	173	828	5,316	292	2,007	7,705	32,040	49,654	82	524
2010	90,837	18	46	125	627	3,669	203	1,448	5,773	26,361	41,492	54	402
2011	94,328	12	48	107	430	2,536	230	1,538	6,006	25,269	38,454	106	838
2012	79,452	4	35	95	396	2,234	104	863	3,808	20,426	36,644	66	447
2013	64,123	4	21	95	492	2,216	50	485	2,428	14,845	27,689	48	431
2014	66,758	5	25	76	392	2,236	43	519	2,654	15,268	26,704	58	501
2015	56,923	3	11	46	234	1,833	35	320	1,785	12,482	23,923	35	294
2016	64,354	4	9	28	176	1,574	26	359	1,955	14,677	23,591	46	481
2017	78,420	-	12	28	172	1,303	35	551	3,202	18,633	25,107	65	908
2018	72,501	4	9	35	198	961	32	519	2,753	18,794	26,657	42	616
2019	68,624	7	14	45	236	797	92	642	2,764	16,838	22,120	118	858
2020	72,191	42	157	607	3,373	4,873	215	934	3,672	18,819	17,946	202	847
2021	78,034	71	195	576	2,845	4,497	347	1,262	4,084	19,549	19,776	304	1,114
2022	82,757	105	247	659	3,187	4,988	389	1,352	4,452	21,935	20,521	222	1,077
2023	81,003	97	243	781	3,848	6,238	333	1,332	4,515	21,590	21,005	236	930
2024	65,876	84	267	639	3,168	5,321	296	1,069	3,367	16,315	19,013	182	698

주) 1. 육질등급 기준 중 1*등급은 1997년부터, 1**등급은 2004. 12. 1일부터 개정 시행됨
 2. 판정두수는 1998년부터 품종구분이 재분류됨
 젖소: 젖소 암(경산우), 육우: 젖소 암(미경산우), 젖소 수거세, 교잡우, 수입생우

Number of beef carcass by species, sex and grade

Dairy cattle

(unit : head, %)

				육질등급별 출현율 Percentage by quality grade					육량등급별 출현율 Percentage by yield grade			Year
1C	2C	3C	D	1 ⁺⁺	1 ⁺	1	2	3	A	B	C	
405	2,387	17,845	56,360	-	-	0.5	3.9	61.9	0.4	53.5	12.4	1996
376	2,211	20,609	67,220	-	-	0.4	2.8	66.8	1.1	58.5	10.4	1997
60	538	7,256	81,330	-	-	0.2	1.7	18.1	0.2	12.1	7.7	1998
74	692	9,062	46,470	-	-	0.3	2.8	28.7	0.3	17.0	14.4	1999
42	607	7,961	44,527	-	-	0.2	2.7	28.2	0.3	17.6	13.3	2000
105	794	6,962	42,884	-	0.1	0.5	3.7	28.6	0.4	20.2	12.3	2001
99	808	7,299	57,640	-	-	0.5	3.5	25.6	0.3	19.4	10.0	2002
193	1,373	9,843	57,345	-	0.1	0.6	4.7	30.5	0.3	22.9	12.8	2003
174	1,089	10,034	59,420	-	0.1	0.5	3.6	30.4	0.3	21.9	12.5	2004
208	1,248	9,597	50,405	-	0.1	0.9	5.2	32.4	0.9	24.3	13.5	2005
178	1,121	8,669	47,756	-	0.2	0.9	5.5	32.0	0.8	25.0	12.8	2006
181	1,067	7,853	44,261	-	0.1	0.9	5.1	28.3	0.7	20.3	13.5	2007
90	783	8,866	39,582	-	0.1	0.5	4.0	33.2	0.7	21.7	15.3	2008
84	611	8,237	37,779	-	0.1	0.5	3.2	31.4	0.5	19.3	15.3	2009
82	560	8,924	37,945	-	0.0	0.4	2.8	31.1	0.4	17.4	16.6	2010
71	407	5,723	23,421	0.0	0.1	0.4	3.4	33.6	0.4	20.6	16.6	2011
70	505	7,747	30,125	0.0	0.1	0.3	2.5	30.6	0.4	14.8	18.4	2012
83	615	8,297	29,428	0.0	0.0	0.3	2.4	32.7	0.5	15.2	19.8	2013
68	597	10,414	34,407	0.0	0.0	0.2	1.9	34.0	0.3	15.2	20.6	2014
37	505	11,329	47,854	0.0	0.0	0.1	1.3	26.7	0.2	10.0	17.9	2015
33	471	10,889	41,313	0.0	0.0	0.1	1.3	26.9	0.2	8.4	19.8	2016
39	518	11,799	36,442	0.0	0.0	0.1	1.4	29.0	0.3	6.7	23.6	2017
52	486	11,798	34,676	0.0	0.0	0.1	1.4	32.9	0.2	10.9	23.3	2018
35	485	11,775	30,998	0.0	0.0	0.1	1.5	37.2	0.4	14.2	24.3	2019
40	459	9,950	34,477	0.0	0.0	0.1	1.5	36.1	1.0	18.0	18.9	2020
28	362	10,813	35,441	0.0	0.0	0.1	1.3	39.4	1.3	20.9	18.7	2021
28	271	10,251	34,652	0.0	0.0	0.1	1.1	40.6	1.4	22.7	17.7	2022
16	189	7,476	29,977	0.0	0.0	0.1	1.0	40.2	1.7	24.6	15.0	2023
17	180	7,606	30,908	0.0	0.0	0.1	1.0	39.4	1.5	23.9	15.0	2024

Note) 1. The meat quality grade 1⁺⁺ was introduced from the amendment of Dec.1.2004
 2. The breeds including number of cattle grading service are to be reclassified since 1998.
 dairy cattle, dairy heifer, male dairy cattle, castrated dairy, crossbred cattle, import cattle

Beef cattle Total

(unit : head, %)

				육질등급별 출현율 Percentage by quality grade					육량등급별 출현율 Percentage by yield grade			Year
1C	2C	3C	D	1 ⁺⁺	1 ⁺	1	2	3	A	B	C	
77	284	813	211	-	-	4.0	18.7	70.7	1.9	55.0	36.6	1996
13	58	185	136	-	-	3.0	12.3	75.6	3.4	70.2	17.2	1997
133	496	6,086	7,706	-	0.1	0.5	3.4	91.1	19.9	70.8	4.3	1998
89	340	3,492	2,507	-	0.1	0.6	4.0	93.2	28.9	65.6	3.4	1999
87	397	3,212	2,221	-	0.1	0.6	4.0	93.4	26.0	68.8	3.3	2000
140	712	3,068	1,331	-	0.1	1.0	6.8	90.9	24.2	71.2	3.4	2001
308	1,439	3,266	1,135	-	0.4	2.1	14.4	81.9	18.2	75.7	5.0	2002
987	3,665	5,316	1,002	-	1.0	3.3	18.7	76.3	14.2	77.3	7.7	2003
2,734	9,000	12,652	1,426	0.1	1.9	5.2	24.9	67.1	4.9	78.5	15.7	2004
1,715	3,809	4,483	992	0.3	1.9	6.6	26.2	64.3	15.1	76.5	7.7	2005
1,428	4,222	4,791	904	0.3	2.0	7.0	28.9	61.1	9.1	81.6	8.6	2006
2,025	5,278	4,393	900	0.3	2.1	8.4	31.6	56.9	6.6	82.5	10.1	2007
2,303	6,323	4,774	1,364	0.0	2.1	8.4	32.1	56.0	6.4	80.2	12.2	2008
1,917	5,361	4,147	1,516	0.0	2.3	8.8	34.2	53.0	5.7	82.1	10.8	2009
1,446	4,530	3,584	1,059	0.0	2.1	8.1	34.7	53.7	4.9	82.9	11.0	2010
2,745	9,132	5,969	908	0.4	2.6	9.4	36.9	49.8	3.3	75.8	19.9	2011
1,708	6,130	5,507	985	0.2	1.7	7.1	33.9	55.9	3.5	77.8	17.4	2012
1,832	7,407	5,400	680	0.2	1.5	6.8	35.5	55.1	4.4	71.0	23.6	2013
2,316	8,900	6,443	618	0.2	1.6	7.6	36.8	53.0	4.1	67.7	27.3	2014
1,567	7,998	5,750	607	0.1	1.1	6.0	36.4	55.3	3.7	67.7	27.5	2015
2,260	12,200	6,380	588	0.1	1.3	6.6	42.0	49.0	2.8	63.1	33.2	2016
3,994	16,596	7,146	668	0.1	1.9	9.2	45.1	42.8	1.9	60.6	36.6	2017
2,911	12,537	5,953	480	0.1	1.6	7.9	43.5	46.3	1.7	67.2	30.4	2018
3,593	14,314	5,697	489	0.3	2.2	9.3	45.7	41.7	1.6	61.9	35.8	2019
3,110	12,239	4,767	388	0.6	2.7	10.2	47.7	38.2	12.5	57.6	29.3	2020
3,644	13,933	5,451	386	0.9	3.3	10.6	46.6	38.1	10.5	57.7	31.3	2021
3,648	14,359	4,974	642	0.9	3.2	10.6	47.7	36.8	11.1	58.8	29.3	2022
3,000	11,192	4,970	693	0.8	3.1	10.2	45.2	39.8	13.8	60.2	25.1	2023
2,272	8,054	4,585	546	0.9	3.1	9.5	41.8	43.9	14.4	60.8	24.0	2024

Note) 1. The meat quality grade 1⁺⁺ was introduced from the amendment of Dec.1.2004
 2. The breeds including number of cattle grading service are to be reclassified since 1998.
 dairy cattle, dairy heifer, male dairy cattle, castrated dairy, crossbred cattle, import cattle

품종별, 성별, 등급별 판정두수

• 육우 암

(단위: 두, %)

연도	계 Total	등급판정결과 Grade											
		1**A	1*A	1A	2A	3A	1**B	1*B	1B	2B	3B	1**C	1*C
1996	2,098	-	-	1	2	18	-	-	49	268	650	-	-
1997	829	-	-	-	2	9	-	-	30	100	372	-	-
1998	33,107	-	3	19	118	794	-	30	369	2,485	20,827	-	18
1999	20,170	-	7	30	183	645	-	50	408	2,511	12,654	-	16
2000	16,811	-	4	34	114	528	-	39	427	2,343	10,063	-	10
2001	14,612	-	2	11	77	389	-	72	522	2,501	8,606	-	14
2002	14,680	-	4	6	70	415	-	121	545	2,805	8,179	-	31
2003	24,436	-	1	16	96	545	-	221	856	4,794	13,990	-	66
2004	39,529	-	3	17	170	919	14	381	1,214	6,648	22,766	1	176
2005	30,922	4	25	106	581	2,575	89	361	1,470	7,220	15,274	16	76
2006	28,091	8	19	79	424	1,429	96	410	1,607	6,791	13,809	23	127
2007	27,286	8	26	82	402	1,199	81	429	1,701	6,687	12,974	21	161
2008	25,243	2	13	55	296	1,079	37	346	1,399	5,708	12,193	27	144
2009	23,061	5	18	54	294	999	56	322	1,102	4,854	11,445	16	97
2010	19,249	10	20	57	241	818	38	226	902	3,996	9,809	15	70
2011	14,799	3	18	44	174	398	56	220	853	3,607	6,223	19	138
2012	9,328	-	13	36	130	266	17	113	435	1,794	4,060	15	61
2013	7,951	-	14	35	162	347	11	66	276	1,420	3,476	7	66
2014	6,811	-	6	23	94	259	7	55	220	1,079	2,961	7	43
2015	10,291	-	2	11	52	308	4	33	180	1,220	5,640	1	27
2016	13,818	-	2	10	76	353	5	33	289	2,296	6,651	1	68
2017	12,164	-	2	11	57	201	3	61	323	2,128	4,968	5	111
2018	9,410	1	4	10	40	138	-	47	198	1,547	4,183	4	64
2019	8,437	1	1	8	47	134	11	49	222	1,370	3,650	12	80
2020	8,206	1	10	30	153	509	20	79	201	1,360	3,170	25	98
2021	10,738	4	12	25	238	803	17	89	224	1,675	4,631	24	100
2022	13,302	4	21	44	321	1,160	37	117	333	2,125	5,688	28	87
2023	11,830	12	14	61	399	1,156	30	109	370	1,995	4,648	26	112
2024	8,788	3	14	39	285	827	19	76	224	1,167	4,027	19	74

주) 1. 육질등급 기준 중 1*등급은 1997년부터, 1**등급은 2004. 12. 1일부터 개정 시행됨
 2. 판정두수는 1998년부터 품종구분이 재분류됨
 젓소: 젓소 암(경산우), 육우: 젓소 암(미경산우), 젓소 수거세, 교잡우, 수입생우

• 육우 수

(단위: 두, %)

연도	계 Total	등급판정결과 Grade											
		1**A	1*A	1A	2A	3A	1**B	1*B	1B	2B	3B	1**C	1*C
1996	1,112	-	-	-	1	38	-	-	1	46	751	-	-
1997	655	-	-	-	2	37	-	-	1	20	520	-	-
1998	117,475	-	8	36	535	29,201	-	6	30	732	81,174	-	2
1999	93,732	-	3	21	383	31,997	-	3	28	793	57,831	-	-
2000	92,396	-	-	10	202	28,178	-	-	25	869	60,615	-	1
2001	84,091	-	-	8	204	25,033	-	4	48	1,056	55,781	-	-
2002	49,107	-	-	4	74	14,669	-	6	33	640	32,431	-	-
2003	56,010	-	-	1	93	15,285	-	1	60	1,057	38,415	-	-
2004	22,136	-	-	1	34	4,565	-	3	19	270	16,159	-	-
2005	36,376	-	-	6	141	12,864	1	5	50	774	21,663	-	-
2006	24,883	-	-	3	78	6,849	2	4	31	655	16,550	-	-
2007	16,619	-	2	3	44	4,265	-	6	25	333	11,510	-	1
2008	14,749	-	1	-	30	3,932	1	4	9	256	10,077	-	-
2009	11,005	-	-	1	22	3,005	-	3	14	245	7,454	-	-
2010	6,840	-	-	-	12	1,882	-	1	6	171	4,542	-	-
2011	6,628	-	1	-	17	1,526	-	3	3	171	4,557	-	1
2012	4,972	-	-	-	3	1,192	-	1	2	51	3,396	-	-
2013	3,749	-	-	-	6	1,044	-	-	-	30	2,358	-	-
2014	4,947	-	-	-	7	1,260	-	-	2	29	3,219	-	-
2015	3,946	-	-	-	3	1,060	-	-	3	20	2,567	1	1
2016	3,029	-	-	-	2	969	-	-	1	30	1,790	-	-
2017	3,096	-	-	-	1	857	-	-	-	37	1,989	-	-
2018	3,054	-	-	-	1	474	-	-	2	82	2,207	-	-
2019	1,931	-	-	-	3	312	-	-	1	65	1,302	-	-
2020	1,603	-	-	-	3	480	-	-	1	26	794	-	-
2021	1,486	-	-	-	-	489	-	-	1	32	707	-	-
2022	1,111	-	-	-	2	367	-	-	-	10	501	-	-
2023	1,083	-	-	-	3	341	-	-	1	6	393	-	-
2024	1,243	-	-	-	5	403	-	-	-	11	481	-	-

주) 1. 육질등급 기준 중 1*등급은 1997년부터, 1**등급은 2004. 12. 1일부터 개정 시행됨
 2. 판정두수는 1998년부터 품종구분이 재분류됨
 젓소: 젓소 암(경산우), 육우: 젓소 암(미경산우), 젓소 수거세, 교잡우, 수입생우

Number of beef carcass by species, sex and grade

Beef cattle Female

(unit : head, %)

				육질등급별 출현율 Percentage by quality grade					육량등급별 출현율 Percentage by yield grade			Year
1C	2C	3C	D	1**	1+	1	2	3	A	B	C	
76	269	636	129	-	-	6.0	25.7	62.2	1.0	46.1	46.8	1996
13	54	139	110	-	-	5.2	18.8	62.7	1.3	60.6	24.8	1997
96	395	3,512	4,441	-	0.2	1.5	9.1	75.9	2.8	71.6	12.1	1998
77	293	1,946	1,350	-	0.4	2.6	14.8	75.6	4.3	77.5	11.6	1999
76	329	1,537	1,307	-	0.3	3.2	16.6	72.1	4.0	76.6	11.6	2000
88	431	1,283	616	-	0.6	4.2	20.6	70.3	3.3	80.1	12.4	2001
115	491	1,278	620	-	1.1	4.5	22.9	67.2	3.4	79.4	13.0	2002
260	962	2,024	605	-	1.2	4.6	23.9	67.8	2.7	81.3	13.6	2003
459	1,733	4,139	889	-	1.4	4.3	21.6	70.4	2.8	78.5	16.5	2004
265	728	1,589	543	0.4	1.5	6.0	27.6	62.9	10.6	79.0	8.6	2005
343	900	1,555	471	0.5	2.0	7.2	28.9	59.8	7.0	80.9	10.5	2006
454	1,125	1,425	511	0.4	2.3	8.2	30.1	57.2	6.3	80.2	11.7	2007
417	1,039	1,631	857	0.3	2.0	7.4	27.9	59.0	5.7	78.0	12.9	2008
299	772	1,638	1,090	0.3	1.9	6.3	25.7	61.1	5.9	77.1	12.2	2009
248	720	1,332	747	0.3	1.6	6.3	25.8	62.1	6.0	77.8	12.4	2010
357	1,022	1,098	569	0.5	2.5	8.5	32.5	52.2	4.3	74.1	17.8	2011
226	603	987	572	0.3	2.0	7.5	27.1	57.0	4.8	68.8	20.3	2012
219	653	813	386	0.2	1.8	6.7	28.1	58.3	7.0	66.0	22.1	2013
183	563	988	323	0.2	1.5	6.3	25.5	61.8	5.6	63.5	26.2	2014
151	664	1,652	346	0.0	0.6	3.3	18.8	73.9	3.6	68.8	24.2	2015
288	1,536	1,784	426	0.0	0.7	4.2	28.3	63.6	3.2	67.1	26.6	2016
439	1,770	1,709	376	0.1	1.4	6.4	32.5	56.5	2.2	61.5	33.2	2017
280	1,140	1,467	287	0.1	1.2	5.2	29.0	61.5	2.1	63.5	31.4	2018
256	1,043	1,280	273	0.3	1.5	5.8	29.2	60.0	2.3	62.8	31.7	2019
314	1,067	933	236	0.6	2.3	6.6	31.4	56.2	8.6	58.9	29.7	2020
289	1,167	1,191	249	0.4	1.9	5.0	28.7	61.7	10.1	61.8	25.8	2021
330	1,268	1,298	441	0.5	1.7	5.3	27.9	61.2	11.7	62.4	22.6	2022
294	1,104	1,057	443	0.6	2.0	6.1	29.6	58.0	13.9	60.5	21.9	2023
181	611	853	369	0.5	1.9	5.1	23.5	64.9	13.3	62.7	19.8	2024

Note) 1. The meat quality grade 1** was introduced from the amendment of Dec.1.2004

2. The breeds including number of cattle grading service are to be reclassified since 1998.
dairy cattle, dairy heifer, male dairy cattle, castrated dairy, crossbred cattle, import cattle

Beef cattle Male

(unit : head, %)

				육질등급별 출현율 Percentage by quality grade					육량등급별 출현율 Percentage by yield grade			Year
1C	2C	3C	D	1**	1+	1	2	3	A	B	C	
1	15	177	82	-	-	0.2	5.6	86.9	3.5	71.8	17.4	1996
-	4	45	26	-	-	0.2	4.0	91.9	6.0	82.6	7.5	1997
6	26	2,470	3,249	-	0.0	0.1	1.1	96.1	25.4	69.8	2.1	1998
2	24	1,495	1,152	-	0.0	0.1	1.3	97.4	34.6	62.6	1.6	1999
2	30	1,563	901	-	0.0	0.0	1.2	97.8	30.7	66.6	1.7	2000
-	44	1,245	668	-	0.0	0.1	1.6	97.6	30.0	67.7	1.5	2001
4	39	814	393	-	0.0	0.1	1.5	97.6	30.0	67.4	1.7	2002
4	64	780	250	-	0.0	0.1	2.2	97.3	27.5	70.6	1.5	2003
5	36	784	260	-	0.0	0.1	1.5	97.2	20.8	74.3	3.7	2004
2	26	597	247	0.0	0.0	0.2	2.6	96.6	35.8	61.8	1.7	2005
3	37	476	195	0.0	0.0	0.1	3.1	95.9	27.9	69.3	2.1	2006
7	20	261	142	-	0.1	0.2	2.4	96.5	26.0	71.4	1.7	2007
1	15	267	156	0.0	0.0	0.1	2.0	96.8	26.9	70.2	1.9	2008
1	5	190	65	-	0.0	0.1	2.5	96.8	27.5	70.1	1.8	2009
2	9	133	82	-	0.0	0.1	2.8	95.9	27.7	69.0	2.1	2010
1	10	182	156	-	0.1	0.1	3.0	94.5	23.3	71.4	2.9	2011
-	9	190	128	-	0.0	0.0	1.3	96.1	24.0	69.4	4.0	2012
-	6	186	119	-	-	-	1.1	95.7	28.0	63.7	5.1	2013
-	11	271	148	-	-	0	1.0	96.0	25.6	65.7	5.7	2014
-	7	196	88	0.0	0.0	0.1	0.8	96.9	26.9	65.6	5.2	2015
1	15	154	67	-	-	0.1	1.6	96.2	32.1	60.1	5.6	2016
-	13	154	45	-	-	-	1.6	96.9	27.7	65.4	5.4	2017
1	26	218	43	-	-	0.1	3.6	94.9	15.6	75.0	8.0	2018
3	19	182	44	-	-	0.2	4.5	93.0	16.3	70.8	10.6	2019
1	26	239	33	-	-	0.1	3.4	94.4	30.1	51.2	16.6	2020
1	17	212	27	-	-	0.1	3.3	94.8	32.9	49.8	15.5	2021
1	3	196	31	-	-	0.1	1.4	95.8	33.2	46.0	18.0	2022
1	4	266	68	0.0	0.0	0.2	1.2	92.3	31.8	36.9	25.0	2023
-	6	290	47	0.0	0.0	0.0	1.8	94.4	32.8	39.6	23.8	2024

Note) 1. The meat quality grade 1** was introduced from the amendment of Dec.1.2004

2. The breeds including number of cattle grading service are to be reclassified since 1998.
dairy cattle, dairy heifer, male dairy cattle, castrated dairy, crossbred cattle, import cattle

품종별, 성별, 등급별 판정두수

• 육우 거세

(단위 : 두, %)

연도	계 Total	등급판정결과 Grade											
		1 ⁺⁺ A	1 ⁺ A	1A	2A	3A	1 ⁺⁺ B	1 ⁺ B	1B	2B	3B	1 ⁺⁺ C	1 ⁺ C
1996	2	-	-	-	-	-	-	-	1	-	1	-	-
1997	3	-	-	-	1	-	-	-	-	-	1	-	-
1998	4,950	-	-	1	28	201	-	14	146	879	3,447	-	8
1999	2,604	-	3	5	53	354	-	8	70	382	1,637	-	3
2000	4,841	-	2	8	43	558	-	2	58	580	3,418	-	-
2001	16,598	-	4	21	281	1,863	-	51	388	2,990	10,112	-	12
2002	38,478	-	12	71	689	2,585	-	248	1,204	9,039	22,201	-	35
2003	52,076	-	37	72	645	2,047	-	797	2,315	14,378	25,550	-	214
2004	99,907	1	23	71	403	1,694	68	1,655	4,318	23,727	49,582	24	834
2005	71,544	12	58	264	1,142	3,139	236	1,546	5,569	22,668	29,316	92	500
2006	74,059	18	48	150	664	1,744	171	1,535	5,652	23,923	32,400	49	340
2007	78,075	9	32	139	478	1,397	187	1,489	6,268	25,298	33,680	44	403
2008	76,054	12	35	113	506	1,375	131	1,368	5,854	24,137	31,518	74	550
2009	77,569	7	43	118	512	1,312	236	1,682	6,589	26,941	30,755	66	427
2010	64,748	8	26	68	374	969	165	1,221	4,865	22,194	27,141	39	332
2011	72,901	9	29	63	239	612	174	1,315	5,150	21,491	27,674	87	699
2012	65,152	4	22	59	263	776	87	749	3,371	18,581	29,188	51	386
2013	52,423	4	7	60	324	825	39	419	2,152	13,395	21,855	41	365
2014	55,000	5	19	53	291	717	36	464	2,432	14,160	20,524	51	458
2015	42,686	3	9	35	179	465	31	287	1,602	11,242	15,716	33	266
2016	47,507	4	7	18	98	252	21	326	1,665	12,351	15,150	45	413
2017	63,160	-	10	17	114	245	32	490	2,879	16,468	18,150	60	797
2018	60,037	3	5	25	157	349	32	472	2,553	17,165	20,267	38	552
2019	58,256	6	13	37	186	351	81	593	2,541	15,403	17,168	106	778
2020	62,382	41	147	577	3,217	3,884	195	855	3,470	17,433	13,982	177	749
2021	65,810	67	183	551	2,607	3,205	330	1,173	3,859	17,842	14,438	280	1,014
2022	68,344	101	226	615	2,864	3,461	352	1,235	4,119	19,800	14,332	194	990
2023	68,090	85	229	720	3,446	4,741	303	1,223	4,144	19,589	15,964	210	818
2024	55,845	81	253	600	2,878	4,091	277	993	3,143	15,137	14,505	163	624

주) 1. 육질등급 기준 중 1⁺등급은 1997년부터, 1⁺⁺등급은 2004. 12. 1일부터 개정 시행됨

2. 판정두수는 1998년부터 품종구분이 재분류됨

젖소 : 젖소 암(경산우), 육우 : 젖소 암(미경산우), 젖소 수거세, 교잡우, 수입생우

Number of beef carcass by species, sex and grade

Beef cattle Castrated

(unit : head, %)

				육질등급별 출현율 Percentage by quality grade					육량등급별 출현율 Percentage by yield grade			Year
1C	2C	3C	D	1 ⁺⁺	1 ⁺	1	2	3	A	B	C	
-	-	-	-	-	-	50.0	-	50.0	-	100.0	-	1996
-	-	1	-	-	-	-	33.3	66.7	33.3	33.3	33.3	1997
31	75	104	16	-	0.4	3.6	19.8	75.8	4.6	90.6	4.4	1998
10	23	51	5	-	0.5	3.3	17.6	78.4	15.9	80.5	3.3	1999
9	38	112	13	-	0.1	1.5	13.7	84.4	12.6	83.8	3.3	2000
52	237	540	47	-	0.4	2.8	21.1	75.4	13.1	81.6	5.1	2001
189	909	1,174	122	-	0.8	3.8	27.6	67.5	8.7	85.0	6.0	2002
723	2,639	2,512	147	-	2.0	6.0	33.9	57.8	5.4	82.6	11.7	2003
2,270	7,231	7,729	277	0.1	2.5	6.7	31.4	59.1	2.2	79.4	18.1	2004
1,448	3,055	2,297	202	0.5	2.9	10.2	37.6	48.6	6.5	82.9	10.3	2005
1,082	3,285	2,760	238	0.3	2.6	9.3	37.6	49.8	3.5	86.0	10.1	2006
1,564	4,133	2,707	247	0.3	2.5	10.2	38.3	48.4	2.6	85.7	11.3	2007
1,885	5,269	2,876	351	0.3	2.6	10.3	39.3	47.0	2.7	82.8	14.0	2008
1,617	4,584	2,319	361	0.4	2.8	10.7	41.3	44.3	2.6	85.3	11.6	2009
1,196	3,801	2,119	230	0.3	2.4	9.5	40.7	46.7	2.2	85.8	11.6	2010
2,387	8,100	4,689	183	0.4	2.8	10.4	40.9	45.2	1.3	76.5	21.9	2011
1,482	5,518	4,330	285	0.2	1.8	7.5	37.4	52.6	1.7	79.8	18.1	2012
1,613	6,748	4,401	175	0.2	1.5	7.3	39.0	51.7	2.3	72.2	25.1	2013
2,133	8,326	5,184	147	0.2	1.7	8.4	41.4	48.0	2.0	68.4	29.4	2014
1,416	7,327	3,902	173	0.2	1.3	7.2	43.9	47.0	1.6	67.7	30.3	2015
1,971	10,649	4,442	95	0.1	1.6	7.7	48.6	41.8	0.8	62.1	36.9	2016
3,555	14,813	5,283	247	0.1	2.1	10.2	49.7	37.5	0.6	60.2	38.8	2017
2,630	11,371	4,268	150	0.1	1.7	8.7	47.8	41.4	0.9	67.4	31.4	2018
3,334	13,252	4,235	172	0.3	2.4	10.1	49.5	37.3	1.0	61.4	37.3	2019
2,795	11,146	3,595	119	0.7	2.8	11.0	51.0	34.4	12.6	57.6	29.6	2020
3,354	12,749	4,048	110	1.0	3.6	11.8	50.4	33.0	10.0	57.2	32.6	2021
3,317	13,088	3,480	170	0.9	3.6	11.8	52.3	31.1	10.6	58.3	30.8	2022
2,705	10,084	3,647	182	0.9	3.3	11.1	48.6	35.8	13.5	60.5	25.6	2023
2,091	7,437	3,442	130	0.9	3.3	10.4	45.6	39.5	14.2	61.0	24.6	2024

Note) 1. The meat quality grade 1⁺⁺ was introduced from the amendment of Dec.1.20042. The breeds including number of cattle grading service are to be reclassified since 1998.
dairy cattle, dairy heifer, male dairy cattle, castrated dairy, crossbred cattle, import cattle

라. 연도별 등급판정두수 (1994~2024)

판정기간 : 1994.01.01~12.31
판정장소 : 전국

(단위 : 두, %)

품 종		전 체 Total					한 우 Hanwoo					젖 소 Dairy cattle		
성 별			암 Female	수 Male	거세 Castrated	출현율 %		암 Female	수 Male	거세 Castrated	출현율 %		암 Female	수 Male
전 체	계	115,276	43,574	71,307	395	136.2	50,197	15,640	34,172	385	101.8	61,077	27,170	33,897
	판정	84,667	27,506	56,766	395	100.0	49,304	15,179	33,740	385	100.0	31,606	11,768	19,828
	미판정	30,609	16,068	14,541	-	36.2	893	461	432	-	1.8	29,471	15,402	14,069
비육 등급 별	A-1	135	25	106	4	0.2	135	25	106	4	0.3	-	-	-
	A-2	1,732	69	1,660	3	2.0	1,716	69	1,644	3	3.5	2	-	2
	A-3	3,319	34	3,284	1	3.9	3,005	33	2,971	1	6.1	57	1	56
	B-1	5,049	3,179	1,715	155	6.0	5,043	3,176	1,712	155	10.2	2	-	2
	B-2	20,207	5,659	14,413	135	23.9	19,388	5,492	13,763	133	39.3	594	106	486
	B-3	35,340	3,248	32,057	35	41.7	14,533	1,886	12,618	29	29.5	18,208	1,140	17,062
	C-1	1,114	985	87	42	1.3	1,095	967	86	42	2.2	14	13	1
	C-2	1,892	1,504	369	19	2.2	1,645	1,366	261	18	3.3	149	100	48
	C-3	3,846	1,997	1,848	1	4.5	946	729	217	-	1.9	2,501	1,158	1,342
	D	12,033	10,806	1,227	-	14.2	1,798	1,436	362	-	3.6	10,079	9,250	829
유 지방 률 별	1	6,298	4,189	1,908	201	7.4	6,273	4,168	1,904	201	12.7	16	13	3
	2	23,831	7,232	16,442	157	28.1	22,749	6,927	15,668	154	46.1	745	206	536
	3	42,505	5,279	37,189	37	50.2	18,484	2,648	15,806	30	37.5	20,766	2,299	18,460
육 량 별	A	5,186	128	5,050	8	6.1	4,856	127	4,721	8	9.8	59	1	58
	B	60,596	12,086	48,185	325	71.6	38,964	10,554	28,093	317	79.0	18,804	1,246	17,550
	C	6,852	4,486	2,304	62	8.1	3,686	3,062	564	60	7.5	2,664	1,271	1,391

판정기간 : 1995.01.01~12.31
판정장소 : 전국

(단위 : 두, %)

품 종		전 체 Total					한 우 Hanwoo					젖 소 Dairy cattle		
성 별			암 Female	수 Male	거세 Castrated	출현율 %		암 Female	수 Male	거세 Castrated	출현율 %		암 Female	수 Male
계		230,262	91,478	137,644	1,140	100.0	130,808	49,985	79,709	1,114	100.0	92,614	40,224	52,375
비육 등급 별	A-1	771	265	482	24	0.3	770	265	481	24	3.0	-	-	-
	A-2	7,298	506	6,781	11	3.2	7,273	503	6,759	11	5.6	5	-	5
	A-3	16,733	244	16,484	5	7.3	15,883	222	15,656	5	12.1	323	7	316
	B-1	14,004	10,566	2,898	540	6.1	13,906	10,507	2,860	539	10.6	55	41	14
	B-2	40,233	16,677	23,258	298	17.5	37,862	16,008	21,572	282	28.9	1,744	532	1,201
	B-3	92,877	12,646	80,162	69	40.3	38,992	8,209	30,720	63	29.8	49,624	3,974	45,649
	C-1	2,274	2,063	126	85	1.0	2,130	1,944	101	85	1.6	56	49	7
	C-2	5,144	4,316	793	35	2.2	4,019	3,511	473	35	3.1	886	707	179
	C-3	14,891	10,594	4,288	9	6.5	5,192	4,684	502	6	4.0	8,963	5,652	3,308
	D	36,037	33,601	2,372	64	15.7	4,781	4,132	585	64	3.7	30,958	29,262	1,696
유 지방 률 별	1	17,049	12,894	3,506	649	7.4	16,806	12,716	3,442	648	12.8	111	90	21
	2	52,675	21,499	30,832	344	22.9	49,154	20,022	28,804	328	37.6	2,635	1,239	1,385
	3	124,501	23,484	100,934	83	54.1	60,067	13,115	46,878	74	45.9	58,910	9,633	49,273
육 량 별	A	24,802	1,015	23,747	40	10.8	23,926	990	22,896	40	18.3	328	7	321
	B	147,114	39,889	106,318	907	63.9	90,760	34,724	55,152	884	69.4	51,423	4,547	46,864
	C	22,309	16,973	5,207	129	9.7	11,341	10,139	1,076	126	8.7	9,905	6,408	3,494

Number of graded beef carcass by year (1994~2024)

Period : 1994.01.01~12.31
place : the whole country

(unit : head, %)

		육우 Beef cattle					교잡 Crossbred cattle					Species	
거세 Castrated	출현율 %		암 Female	수 Male	거세 Castrated	출현율 %		암 Female	수 Male	거세 Castrated	출현율 %	Sex	
10	193.2	288	165	123	-	104.3	3,714	599	3,115	-	106.7	total	Total
10	100.0	276	153	123	-	100.0	3,481	406	3,075	-	100.0	graded	
-	93.2	12	12	-	-	4.3	233	193	40	-	6.7	not graded	
-	-	-	-	-	-	-	-	-	-	-	-	A - 1	Grade
-	-	1	-	1	-	0.4	13	-	13	-	0.4	A - 2	
-	0.2	4	-	4	-	1.4	253	-	253	-	7.3	A - 3	
-	-	-	-	-	-	-	4	3	1	-	0.1	B - 1	
2	1.9	23	7	16	-	8.3	202	54	148	-	5.8	B - 2	
6	57.6	124	36	88	-	44.9	2,475	186	2,289	-	71.1	B - 3	
-	-	2	2	-	-	0.7	3	3	-	-	0.1	C - 1	
1	0.5	17	15	2	-	6.2	81	23	58	-	2.3	C - 2	
1	7.9	41	34	7	-	14.9	358	76	282	-	10.3	C - 3	
	31.9	64	59	5	-	23.2	92	61	31	-	2.6	D	
-	0.1	2	2	-	-	0.7	7	6	1	-	0.2	1	Quality grade
3	2.4	41	22	19	-	14.9	296	77	219	-	8.5	2	
7	65.7	169	70	99	-	61.2	3,086	262	2,824	-	88.7	3	
-	0.2	5	-	5	-	1.8	266	-	266	-	7.6	A	Yield grade
8	59.5	147	43	104	-	53.3	2,681	243	2,438	-	77.0	B	
2	8.4	60	51	9	-	21.7	442	102	340	-	12.7	C	

Period : 1995.01.01~12.31
Place : the whole country

(unit : head, %)

		육우 Beef cattle					교잡 Crossbred cattle					Species	
거세 Castrated	출현율 %		암 Female	수 Male	거세 Castrated	출현율 %		암 Female	수 Male	거세 Castrated	출현율 %	Sex	
15	100.0	465	381	84	-	100.0	6,375	888	5,476	11	100.0	total	
-	-	-	-	-	-	-	1	-	1	-	-	A - 1	
-	-	-	-	-	-	-	20	3	17	-	0.3	A - 2	
-	0.3	5	4	1	-	1.1	522	11	511	-	8.2	A - 3	
-	0.1	2	2		-	0.4	41	16	24	1	0.6	B - 1	
11	1.9	47	36	11	-	10.1	580	101	474	5	9.1	B - 2	
1	53.6	166	115	51	-	35.7	4,095	348	3,742	5	64.2	B - 3	
-	0.1	30	29	1	-	6.5	58	41	17	-	0.9	C - 1	
-	1.0	42	41	1	-	9.0	197	57	140	-	3.1	C - 2	
3	9.7	66	60	6	-	14.2	670	198	472	-	10.5	C - 3	
-	33.4	107	94	13	-	23.0	191	113	78	-	3.0	D	
-	0.1	32	31	1	-	6.9	100	57	42	1	1.6	1	
11	2.8	89	77	12	-	19.1	797	161	631	5	12.5	2	
4	63.6	237	179	58	-	51.0	5,287	557	4,725	5	82.9	3	
-	0.4	5	4	1	-	1.1	543	14	529	-	8.5	A	
12	55.5	215	153	62	-	46.2	4,716	465	4,240	11	74.0	B	
3	10.7	138	130	8	-	29.7	925	296	629	-	14.5	C	

연도별 등급판정두수

판정기간 : 1996.01.01~12.31
판정장소 : 전국

(단위 : 두, %)

품 종		전 체 Total					한 우 Hanwoo					젖 소 Dairy cattle		
성 별		암 Female	수 Male	거세 Castrated	출현율 %		암 Female	수 Male	거세 Castrated	출현율 %		암 Female	수 Male	
계		555,165	229,626	319,770	5,769	100.0	377,048	145,695	225,926	5,427	100.0	167,047	79,908	86,824
우 육 용 우 수	A-1	2,915	1,116	1,640	159	0.5	2,910	1,112	1,639	159	0.8	-	-	-
	A-2	17,705	966	16,672	67	3.2	17,651	949	16,636	66	4.7	22	5	17
	A-3	51,292	574	50,689	29	9.2	50,186	521	49,637	28	13.3	648	8	639
	B-1	61,604	51,073	7,721	2,810	11.1	60,994	50,601	7,613	2,780	16.2	377	300	54
	B-2	99,982	46,010	52,678	1,294	18.0	94,530	43,456	49,844	1,230	25.1	4,172	1,922	2,191
	B-3	204,608	28,199	175,962	447	36.9	113,880	17,885	95,734	261	30.2	84,831	8,934	75,717
	C-1	9,716	8,646	442	628	1.8	9,142	8,125	401	616	2.4	405	376	20
	C-2	12,736	10,851	1,618	267	2.3	9,583	8,383	961	239	2.5	2,387	2,001	362
	C-3	27,125	18,956	8,107	62	4.9	7,495	5,773	1,678	44	2.0	17,845	12,305	5,523
	D	67,482	63,235	4,241	6	12.2	10,677	8,890	1,783	4	2.8	56,360	54,057	2,301
	당일판정	12,870	9,272	3,588	10	2.3	11,196	8,101	3,085	10	2.9	1,586	1,099	487
총 계		568,035	238,898	323,358	5,779	100.0	388,244	153,796	229,011	5,437	100.0	168,633	81,007	87,311
우 육 용 우 수	1	74,235	60,835	9,803	3,597	13.4	73,046	59,838	9,653	3,555	19.4	782	676	74
	2	130,423	57,827	70,968	1,628	23.5	121,764	52,788	67,441	1,535	32.3	6,581	3,928	2,570
	3	283,025	47,729	234,758	538	51.0	171,561	24,179	147,049	333	45.5	103,324	21,247	81,879
우 육 용 우 수	A	71,912	2,656	69,001	255	13.0	70,747	2,582	67,912	253	18.8	670	13	656
	B	366,194	125,282	236,361	4,551	66.0	269,404	111,942	153,191	4,271	71.5	89,380	11,156	77,962
	C	49,577	38,453	10,167	957	8.9	26,220	22,281	3,040	899	7.0	20,637	14,682	5,905

판정기간 : 1997.01.01~12.31
판정장소 : 전국

(단위 : 두, %)

품 종		전 체 Total					한 우 Hanwoo					젖 소 Dairy cattle		
성 별		암 Female	수 Male	거세 Castrated	출현율 %		암 Female	수 Male	거세 Castrated	출현율 %		암 Female	수 Male	
계		1,027,807	524,907	486,387	16,513	100.0	790,302	421,652	354,348	14,302	100.0	223,710	97,912	123,628
우 육 용 우 수	A1+	680	467	36	177	0.1	679	467	35	177	0.1	-	-	-
	A1	5,938	3,337	1,855	746	0.6	5,926	3,329	1,851	746	0.7	6	6	-
	A2	25,547	4,854	20,161	532	2.5	25,401	4,811	20,063	527	3.2	51	32	15
	A3	105,407	3,720	101,456	231	10.3	101,767	3,582	97,974	211	12.9	2,439	79	2,341
	B1+	2,715	2,332	38	345	0.3	2,713	2,331	37	345	0.3	2	1	1
	B1	122,675	109,906	6,925	5,844	11.9	121,977	109,373	6,827	5,777	15.4	476	376	38
	B2	199,410	143,032	52,736	3,642	19.4	194,037	140,216	50,566	3,255	24.6	3,966	2,218	1,365
	B3	403,069	114,519	286,294	2,256	39.2	268,849	96,825	171,154	870	34.0	126,354	15,185	109,788
	C1+	378	250	2	126	0.0	378	250	2	126	0.0	-	-	-
	C1	14,376	12,383	441	1,552	1.4	13,828	11,923	395	1,510	1.7	376	331	13
	C2	20,556	18,314	1,455	787	2.0	17,738	16,071	1,010	657	2.2	2,211	1,860	230
	C3	37,238	25,948	11,032	258	3.6	15,301	12,537	2,672	92	1.9	20,609	12,669	7,780
	D	89,818	85,845	3,956	17	8.7	21,708	19,937	1,762	9	2.7	67,220	65,155	2,057
우 육 용 우 수	1+	3,773	3,049	76	648	0.4	3,770	3,048	74	648	0.5	2	1	1
	1	142,989	125,626	9,221	8,142	13.9	141,731	124,625	9,073	8,033	17.9	858	713	51
	2	245,513	166,200	74,352	4,961	23.9	237,176	161,098	71,639	4,439	30.0	6,228	4,110	1,610
	3	545,714	144,187	398,782	2,745	53.1	385,917	112,944	271,800	1,173	48.8	149,402	27,933	119,909
우 육 용 우 수	A	137,572	12,378	123,508	1,686	13.4	133,773	12,189	119,923	1,661	16.9	2,496	117	2,356
	B	727,869	369,789	345,993	12,087	70.8	587,576	348,745	228,584	10,247	74.3	130,798	17,780	111,192
	C	72,548	56,895	12,930	2,723	7.1	47,245	40,781	4,079	2,385	6.0	23,196	14,860	8,023

Number of graded beef carcass by year

Period : 1996.01.01~12.31
Place : the whole country

(unit : head, %)

		육우 Beef cattle						교잡 Crossbred cattle						Species	
거세 Castrated	출현율 %		암 Female	수 Male	거세 Castrated	출현율 %		암 Female	수 Male	거세 Castrated	출현율 %		Sex		
315	100.0	3,212	2,098	1,112	2	100.0	7,858	1,925	5,908	25	100.0		total		
-	-	1	1	-	-	0.0	4	3	1	-	0.1		A - 1	Grade	
-	-	3	2	1	-	0.1	29	10	18	1	0.4		A - 2		
1	0.4	56	18	38	-	1.7	402	27	375	-	5.1		A - 3		
23	0.2	51	49	1	1	1.6	182	123	53	6	2.3		B - 1		
59	2.5	314	268	46	-	9.8	966	364	597	5	12.3		B - 2		
180	50.8	1,402	650	751	1	43.6	4,495	730	3,760	5	57.2		B - 3		
9	0.2	77	76	1	-	2.4	92	69	20	3	1.2		C - 1		
24	1.4	284	269	15	-	8.8	482	198	280	4	6.1		C - 2		
17	10.7	813	636	177	-	25.3	972	242	729	1	12.4		C - 3		
2	33.7	211	129	82	-	6.6	234	159	75	-	3.0		D		
-	0.9	15	8	7	-	0.5	73	64	9	-	0.9				
315	100.0	3,227	2,106	1,119	2	100.0	7,931	1,989	5,917	25	100.0				
32	0.5	129	126	2	1	4.0	278	195	74	9	3.5		1	Quality non data	
83	3.9	601	539	62	-	18.7	1,477	572	895	10	18.8		2		
198	61.9	2,271	1,304	966	1	70.7	5,869	999	4,864	6	74.7		3		
1	0.4	60	21	39	-	1.9	435	40	394	1	5.5		A	Yield non data	
262	53.5	1,767	967	798	2	55.0	5,643	1,217	4,410	16	71.8		B		
50	12.4	1,174	981	193	-	36.6	1,546	509	1,029	8	19.7		C		

Period : 1997.01.01~12.31
Place : the whole country

(unit : head, %)

		육우 Beef cattle						교잡 Crossbred cattle						Species	
거세 Castrated	출현율 %		암 Female	수 Male	거세 Castrated	출현율 %		암 Female	수 Male	거세 Castrated	출현율 %		Sex		
2,170	100.0	1,487	829	655	3	100.0	12,308	4,514	7,756	38	100.0		total		
-	-	-	-	-	-	-	1	-	1	-	0.0		Grade		
-	-	-	-	-	-	-	6	2	4	-	0.0				
4	-	5	2	2	1	0.3	90	9	81	-	0.7				
19	1.1	46	9	37	-	3.1	1,155	50	1,104	1	9.4				
-	-	-	-	-	-	-	-	-	-	-	-				
62	0.2	31	30	1	-	2.1	191	127	59	5	1.6				
383	1.8	120	100	20	-	8.1	1,287	498	785	4	10.5				
1,381	56.5	893	372	520	1	60.1	6,973	2,137	4,832	4	56.7				
-	-	-	-	-	-	-	-	-	-	-	-				
32	0.2	13	13	-	-	0.9	159	116	33	10	1.3				
121	1.0	58	54	4	-	3.9	549	329	211	9	4.5				
160	9.2	185	139	45	1	12.4	1,143	603	535	5	9.3				
8	30.0	136	110	26	-	9.1	754	643	111	-	6.1				
-	-	-	-	-	-	-	1	-	1	-	0.0	1+	Quality milk		
94	0.4	44	43	1	-	3.0	356	245	96	15	2.9	1			
508	2.8	183	156	26	1	12.3	1,926	836	1,077	13	15.6	2			
1,560	66.8	1,124	520	602	2	75.6	9,271	2,790	6,471	10	75.3	3			
23	1.1	51	11	39	1	3.4	1,252	61	1,190	1	10.2	A	Yield milk		
1,826	58.5	1,044	502	541	1	70.2	8,451	2,762	5,676	13	68.7	B			
313	10.4	256	206	49	1	17.2	1,851	1,048	779	24	15.0	C			

연도별 등급판정두수

판정기간 : 1998.01.01.~12.31
판정장소 : 전국

Period : 1998.01.01~12.31
Place : the whole country

(단위 : 두, %)

(unit : head, %)

품 종 Species		전 체 Total				한 우 Hanwoo				젖 소 Dairy cattle		육 우 Beef cattle			
성 별 Sex		암 Female	수 Male	거세 Castrated	출현율 %	암 Female	수 Male	거세 Castrated	출현율 %	암 Female	출현율 %	암 Female	수 Male	거세 Castrated	출현율 %
계 Total		1,204,781	605,603	553,259	45,919	100.0	947,514	470,761	435,784	40,969	100.0	101,735	100.0	155,532	33,107
등급 Grade	1**A	-	-	-	-	-	-	-	-	-	-	-	-	-	-
	1**B	-	-	-	-	-	-	-	-	-	-	-	-	-	-
	1**C	-	-	-	-	-	-	-	-	-	-	-	-	-	-
	1*A	5,991	3,491	377	2,123	0.5	5,980	3,488	369	2,123	0.6	-	-	11	3
	1*B	23,871	20,042	294	3,535	2.0	23,811	20,002	288	3,521	2.5	10	0.0	50	30
	1*C	2,878	1,954	48	876	0.2	2,848	1,934	46	868	0.3	2	0.0	28	18
	1A	19,691	10,633	4,636	4,422	1.6	19,628	10,607	4,600	4,421	2.1	7	0.0	56	19
	1B	86,417	75,188	3,013	8,216	7.2	85,731	74,678	2,983	8,070	9.0	141	0.1	545	369
	1C	7,705	5,653	323	1,729	0.6	7,512	5,497	317	1,698	0.8	60	0.1	133	96
	2A	80,832	22,168	53,535	5,129	6.7	80,108	22,007	53,000	5,101	8.5	43	0.0	681	118
	2B	176,837	146,513	21,162	9,162	14.7	171,552	142,839	20,430	8,283	18.1	1,189	1.2	4,096	2,485
	2C	16,161	13,858	820	1,483	1.3	15,127	12,925	794	1,408	1.6	538	0.5	496	395
	3A	329,295	19,056	307,805	2,434	27.3	298,937	18,100	278,604	2,233	31.5	162	0.2	30,196	794
	3B	310,035	154,498	149,145	6,392	25.7	193,590	122,674	67,971	2,945	20.4	10,997	10.8	105,448	20,827
	3C	32,683	26,482	5,818	383	2.7	19,341	15,714	3,348	279	2.0	7,256	7.1	6,086	3,512
	D	112,385	106,067	6,283	35	9.3	23,349	20,296	3,034	19	2.5	81,330	79.9	7,706	4,441
품질 Quality grade	1**	-	-	-	-	-	-	-	-	-	-	-	-	-	-
	1+	32,740	25,487	719	6,534	2.7	32,639	25,424	703	6,512	3.4	12	0.0	89	51
	1	113,813	91,474	7,972	14,367	9.4	112,871	90,782	7,900	14,189	11.9	208	0.2	734	484
	2	273,830	182,539	75,517	15,774	22.7	266,787	177,771	74,224	14,792	28.2	1,770	1.7	5,273	2,998
	3	672,013	200,036	462,768	9,209	55.8	511,868	156,488	349,923	5,457	54.0	18,415	18.1	141,730	25,133
수량 Yield grade	A	435,809	55,348	366,353	14,108	36.2	404,653	54,202	336,573	13,878	42.7	212	0.2	30,944	934
	B	597,160	396,241	173,614	27,305	49.6	474,684	360,193	91,672	22,819	50.1	12,337	12.1	110,139	23,711
	C	59,427	47,947	7,009	4,471	4.9	44,828	36,070	4,505	4,253	4.7	7,856	7.7	6,743	4,021

주) 판정두수는 1998년부터 품종구분이 재분류됨
젖소 : 젖소암(경산우), 육우 : 젖소암(미경산우), 젖소 수거세, 교잡우, 수입생우

Note) The breeds including number of cattle grading service are to be reclassified since 1998. dairy cattle, dairy heifer, male dairy cattle, castrated dairy, crossbred cattle, import cattle

연도별 등급판정두수

판정기간 : 1999.01.01.~12.31
판정장소 : 전국

Period : 1999.01.01~12.31
Place : the whole country

(단위 : 두, %)

(unit : head, %)

품 종 Species		전 체 Total					한 우 Hanwoo					젖 소 Dairy cattle		육 우 Beef cattle				
성 별 Sex		암 Female	수 Male	거세 Castrated	출현율 %		암 Female	수 Male	거세 Castrated	출현율 %		암 Female	출현율 %		암 Female	수 Male	거세 Castrated	출현율 %
계 Total		1,057,654	595,252	421,451	40,951	100.0	873,060	506,994	327,719	38,347	100.0	68,088	100.0	116,506	20,170	93,732	2,604	100.0
연도별 Grade	1**A	-	-	-	-	-	-	-	-	-	-	-	-	-	-	-	-	-
	1**B	-	-	-	-	-	-	-	-	-	-	-	-	-	-	-	-	-
	1**C	-	-	-	-	-	-	-	-	-	-	-	-	-	-	-	-	-
	1*A	8,190	5,063	237	2,890	0.8	8,177	5,056	234	2,887	0.9	-	-	13	7	3	3	-
	1*B	27,616	24,371	130	3,115	2.6	27,548	24,314	127	3,107	3.2	7	0.0	61	50	3	8	0.1
	1*C	2,978	2,360	7	611	0.3	2,955	2,340	7	608	0.3	4	0.0	19	16	-	3	0.0
	1A	26,068	17,314	3,141	5,613	2.5	26,006	17,278	3,120	5,608	3.0	6	0.0	56	30	21	5	0.0
	1B	93,620	85,514	1,261	6,845	8.9	93,004	84,996	1,233	6,775	10.7	110	0.2	506	408	28	70	0.4
	1C	7,169	5,887	80	1,202	0.7	7,006	5,736	78	1,192	0.8	74	0.1	89	77	2	10	0.1
	2A	83,539	31,968	45,156	6,415	7.9	82,907	31,772	44,773	6,362	9.5	13	0.0	619	183	383	53	0.5
	2B	184,003	164,823	11,832	7,348	17.4	179,123	161,118	11,039	6,966	20.5	1,194	1.8	3,686	2,511	793	382	3.2
	2C	15,193	14,035	297	861	1.4	14,161	13,050	273	838	1.6	692	1.0	340	293	24	23	0.3
	3A	294,042	23,619	267,956	2,467	27.8	260,880	22,808	235,959	2,113	29.9	166	0.2	32,996	645	31,997	354	28.3
	3B	231,079	140,996	86,699	3,384	21.8	148,667	118,052	28,868	1,747	17.0	10,290	15.1	72,122	12,654	57,831	1,637	61.9
	3C	24,963	22,436	2,352	175	2.4	12,409	11,428	857	124	1.4	9,062	13.3	3,492	1,946	1,495	51	3.0
	D	59,194	56,866	2,303	25	5.6	10,217	9,046	1,151	20	1.2	46,470	68.2	2,507	1,350	1,152	5	2.2
연도별 Quality grade	1**	-	-	-	-	-	-	-	-	-	-	-	-	-	-	-	-	-
	1+	38,784	31,794	374	6,616	3.7	38,680	31,710	368	6,602	4.4	11	0.0	93	73	6	14	0.1
	1	126,857	108,715	4,482	13,660	12.0	126,016	108,010	4,431	13,575	14.4	190	0.3	651	515	51	85	0.6
	2	282,735	210,826	57,285	14,624	26.7	276,191	205,940	56,085	14,166	31.6	1,899	2.8	4,645	2,987	1,200	458	4.0
	3	550,084	187,051	357,007	6,026	52.0	421,956	152,288	265,684	3,984	48.3	19,518	28.7	108,610	15,245	91,323	2,042	93.2
연도별 Yield grade	A	411,839	77,964	316,490	17,385	38.9	377,970	76,914	284,086	16,970	43.3	185	0.3	33,684	865	32,404	415	28.9
	B	536,318	415,704	99,922	20,692	50.7	448,342	388,480	41,267	18,595	51.4	11,601	17.0	76,375	15,623	58,655	2,097	65.6
	C	50,303	44,718	2,736	2,849	4.8	36,531	32,554	1,215	2,762	4.2	9,832	14.4	3,940	2,332	1,521	87	3.4

주) 판정두수는 1998년부터 품종구분이 재분류됨
젖소 : 젖소암(경산우), 육우 : 젖소암(미경산우), 젖소 수·거세, 교잡우, 수입생우

Note) The breeds including number of cattle grading service are to be reclassified since 1998. dairy cattle, dairy heifer, male dairy cattle, castrated dairy, crossbred cattle, import cattle

연도별 등급판정두수

판정기간 : 2000.01.01.~12.31
판정장소 : 전국

Period : 2000.01.01~12.31
Place : the whole country

(단위 : 두, %)

(unit : head, %)

품 종 Species		전 체 Total				한 우 Hanwoo				젖 소 Dairy cattle		육 우 Beef cattle						
성 별 Sex		암 Female	수 Male	거세 Castrated	출현율 %		암 Female	수 Male	거세 Castrated	출현율 %	암 Female	출현율 %		암 Female	수 Male	거세 Castrated	출현율 %	
계 Total		992,759	544,449	409,953	38,357	100.0	814,004	462,931	317,557	33,516	100.0	64,707	100.0	114,048	16,811	92,396	4,841	100.0
유 급 별 수 급	1**A	-	-	-	-	-	-	-	-	-	-	-	-	-	-	-	-	-
	1**B	-	-	-	-	-	-	-	-	-	-	-	-	-	-	-	-	-
	1**C	-	-	-	-	-	-	-	-	-	-	-	-	-	-	-	-	-
	1*A	11,056	8,947	182	1,927	1.1	11,050	8,943	182	1,925	1.4	-	-	6	4	-	2	0.0
	1*B	36,945	33,873	105	2,967	3.7	36,895	33,825	105	2,965	4.5	9	0.0	41	39	-	2	0.0
	1*C	4,986	4,263	11	712	0.5	4,972	4,250	10	712	0.6	3	0.0	11	10	1	-	0.0
	1A	32,448	25,209	3,079	4,160	3.3	32,394	25,173	3,069	4,152	4.0	2	0.0	52	34	10	8	0.0
	1B	105,901	97,931	1,511	6,459	10.7	105,286	97,399	1,486	6,401	12.9	105	0.2	510	427	25	58	0.4
	1C	11,140	9,639	109	1,392	1.1	11,011	9,521	107	1,383	1.4	42	0.1	87	76	2	9	0.1
	2A	84,108	35,281	44,182	4,645	8.5	83,725	35,143	43,980	4,602	10.3	24	0.0	359	114	202	43	0.3
	2B	162,635	141,102	14,149	7,384	16.4	157,709	137,625	13,280	6,804	19.4	1,134	1.8	3,792	2,343	869	580	3.3
	2C	19,421	17,548	534	1,339	2.0	18,417	16,612	504	1,301	2.3	607	0.9	397	329	30	38	0.3
	3A	269,138	16,565	250,575	1,998	27.1	239,706	15,869	222,397	1,440	29.4	168	0.3	29,264	528	28,178	558	25.7
	3B	179,112	82,918	91,176	5,018	18.0	94,891	62,730	30,561	1,600	11.7	10,125	15.6	74,096	10,063	60,615	3,418	65.0
	3C	21,355	18,345	2,694	316	2.2	10,182	8,847	1,131	204	1.3	7,961	12.3	3,212	1,537	1,563	112	2.8
	D	54,514	52,828	1,646	40	5.5	7,766	6,994	745	27	1.0	44,527	68.8	2,221	1,307	901	13	1.9
유 급 별 수 급	1**	-	-	-	-	-	-	-	-	-	-	-	-	-	-	-	-	-
	1*	52,987	47,083	298	5,606	5.3	52,917	47,018	297	5,602	6.5	12	0.0	58	53	1	4	0.1
	1	149,489	132,779	4,699	12,011	15.1	148,691	132,093	4,662	11,936	18.3	149	0.2	649	537	37	75	0.6
	2	266,164	193,931	58,865	13,368	26.8	259,851	189,380	57,764	12,707	31.9	1,765	2.7	4,548	2,786	1,101	661	4.0
	3	469,605	117,828	344,445	7,332	47.3	344,779	87,446	254,089	3,244	42.4	18,254	28.2	106,572	12,128	90,356	4,088	93.4
유 급 별 수 급	A	396,750	86,002	298,018	12,730	40.0	366,875	85,128	269,628	12,119	45.1	194	0.3	29,681	680	28,390	611	26.0
	B	484,593	355,824	106,941	21,828	48.8	394,781	331,579	45,432	17,770	48.5	11,373	17.6	78,439	12,872	61,509	4,058	68.8
	C	56,902	49,795	3,348	3,759	5.7	44,582	39,230	1,752	3,600	5.5	8,613	13.3	3,707	1,952	1,596	159	3.3

주) 판정두수는 1998년부터 품종구분이 재분류됨
 젖소: 젖소암(경산우), 육우: 젖소암(미경산우), 젖소 수거세, 교잡우, 수입생우

Note) The breeds including number of cattle grading service are to be reclassified since 1998. dairy cattle, dairy heifer, male dairy cattle, castrated dairy, crossbred cattle, import cattle

판정기간 : 2001.01.01.~12.31
판정장소 : 전국

Period : 2001.01.01~12.31
Place : the whole country

(단위 : 두, %)

(unit : head, %)

주) 판정두수는 1998년부터 품종구분이 재분류됨
 젖소: 젖소암(경산우), 육우: 젖소암(미경산우), 젖소 수거세, 교잡우, 수입생우

Note) The breeds including number of cattle grading service are to be reclassified since 1998. dairy cattle, dairy heifer, male dairy cattle, castrated dairy, crossbred cattle, import cattle

연도별 등급판정두수

판정기간 : 2002.01.01.~12.31
판정장소 : 전국

Period : 2002.01.01~12.31
Place : the whole country

(단위 : 두, %)

(unit : head, %)

품 종 Species		전 체 Total					한 우 Hanwoo					젖 소 Dairy cattle		육 우 Beef cattle				
성 별 Sex		암 Female	수 Male	거세 Castrated	출현율 %		암 Female	수 Male	거세 Castrated	출현율 %		암 Female	출현율 %	암 Female	수 Male	거세 Castrated	출현율 %	
계 Total		630,462	312,198	191,580	126,684	100.0	446,228	215,549	142,473	88,206	100.0	81,969	100.0	102,265	14,680	49,107	38,478	100.0
품 종 별 수	1**A	-	-	-	-	-	-	-	-	-	-	-	-	-	-	-	-	-
	1**B	-	-	-	-	-	-	-	-	-	-	-	-	-	-	-	-	-
	1**C	-	-	-	-	-	-	-	-	-	-	-	-	-	-	-	-	-
	1*A	11,876	6,224	160	5,492	1.9	11,860	6,220	160	5,480	2.7	-	-	16	4	-	12	0.0
	1*B	36,436	27,828	167	8,441	5.8	36,031	27,677	161	8,193	8.1	30	0.0	375	121	6	248	0.4
	1*C	8,917	6,542	25	2,350	1.4	8,841	6,501	25	2,315	2.0	10	0.0	66	31	-	35	0.1
	1A	20,350	10,326	1,713	8,311	3.2	20,269	10,320	1,709	8,240	4.5	-	-	81	6	4	71	0.1
	1B	67,986	50,617	1,366	16,003	10.8	65,924	49,792	1,333	14,799	14.8	280	0.3	1,782	545	33	1,204	1.7
	1C	14,540	10,472	103	3,965	2.3	14,133	10,258	99	3,776	3.2	99	0.1	308	115	4	189	0.3
	2A	43,414	12,067	17,890	13,457	6.9	42,556	11,972	17,816	12,768	9.5	25	0.0	833	70	74	689	0.8
	2B	95,437	59,009	8,373	28,055	15.1	80,885	54,136	7,733	19,016	18.1	2,068	2.5	12,484	2,805	640	9,039	12.2
	2C	18,977	13,346	490	5,141	3.0	16,730	12,047	451	4,232	3.7	808	1.0	1,439	491	39	909	1.4
	3A	120,884	4,391	109,862	6,631	19.2	103,019	3,780	95,193	4,046	23.1	196	0.2	17,669	415	14,669	2,585	17.3
	3B	113,605	37,840	49,034	26,731	18.0	37,280	16,147	16,603	4,530	8.4	13,514	16.5	62,811	8,179	32,431	22,201	61.4
	3C	16,082	12,610	1,576	1,896	2.6	5,517	4,033	762	722	1.2	7,299	8.9	3,266	1,278	814	1,174	3.2
	D	61,958	60,926	821	211	9.8	3,183	2,666	428	89	0.7	57,640	70.3	1,135	620	393	122	1.1
품 종 별 수	1**	-	-	-	-	-	-	-	-	-	-	-	-	-	-	-	-	-
	1+	57,229	40,594	352	16,283	9.1	56,732	40,398	346	15,988	12.7	40	0.0	457	156	6	295	0.4
	1	102,876	71,415	3,182	28,279	16.3	100,326	70,370	3,141	26,815	22.5	379	0.5	2,171	666	41	1,464	2.1
	2	157,828	84,422	26,753	46,653	25.0	140,171	78,155	26,000	36,016	31.4	2,901	3.5	14,756	3,366	753	10,637	14.4
	3	250,571	54,841	160,472	35,258	39.7	145,816	23,960	112,558	9,298	32.7	21,009	25.6	83,746	9,872	47,914	25,960	81.9
품 종 별 수	A	196,524	33,008	129,625	33,891	31.2	177,704	32,292	114,878	30,534	39.8	221	0.3	18,599	495	14,747	3,357	18.2
	B	313,464	175,294	58,940	79,230	49.7	220,120	147,752	25,830	46,538	49.3	15,892	19.4	77,452	11,650	33,110	32,692	75.7
	C	58,516	42,970	2,194	13,352	9.3	45,221	32,839	1,337	11,045	10.1	8,216	10.0	5,079	1,915	857	2,307	5.0

주) 판정두수는 1998년부터 품종구분이 재분류됨
젓소 : 젓소암(경산우), 육우 : 젓소암(미경산우), 젓소 수거세, 교잡우, 수입생우

Note) The breeds including number of cattle grading service are to be reclassified since 1998. dairy cattle, dairy heifer, male dairy cattle, castrated dairy, crossbred cattle, import cattle

연도별 등급판정두수

판정기간 : 2003.01.01.~12.31
판정장소 : 전국

Period : 2003.01.01~12.31
Place : the whole country

(단위 : 두, %)

(unit : head, %)

품 종 Species		전 체 Total					한 우 Hanwoo					젖 소 Dairy cattle		육 우 Beef cattle				
성 별 Sex		암 Female	수 Male	거세 Castrated	출현율 %		암 Female	수 Male	거세 Castrated	출현율 %		암 Female	출현율 %	암 Female	수 Male	거세 Castrated	출현율 %	
계 Total		582,908	268,221	205,055	109,632	100.0	360,796	154,195	149,045	57,556	100.0	89,590	100.0	132,522	24,436	56,010	52,076	100.0
등급 Grade	1**A	-	-	-	-	-	-	-	-	-	-	-	-	-	-	-	-	-
	1**B	-	-	-	-	-	-	-	-	-	-	-	-	-	-	-	-	-
	1**C	-	-	-	-	-	-	-	-	-	-	-	-	-	-	-	-	-
	1*A	8,528	3,871	267	4,390	1.5	8,489	3,869	267	4,353	2.4	1	0.0	38	1	-	37	0.0
	1*B	33,485	24,919	215	8,351	5.7	32,410	24,642	214	7,554	9.0	56	0.1	1,019	221	1	797	0.8
	1*C	10,335	7,399	26	2,910	1.8	10,021	7,299	26	2,696	2.8	34	0.0	280	66	-	214	0.2
	1A	12,264	5,226	2,268	4,770	2.1	12,171	5,206	2,267	4,698	3.4	4	0.0	89	16	1	72	0.1
	1B	48,627	35,206	1,649	11,772	8.3	45,028	33,982	1,589	9,457	12.5	368	0.4	3,231	856	60	2,315	2.4
	1C	13,119	9,317	123	3,679	2.3	11,939	8,864	119	2,956	3.3	193	0.2	987	260	4	723	0.7
	2A	35,632	6,502	21,671	7,459	6.1	34,772	6,380	21,578	6,814	9.6	26	0.0	834	96	93	645	0.6
	2B	79,232	43,941	10,065	25,226	13.6	56,155	36,299	9,008	10,848	15.6	2,848	3.2	20,229	4,794	1,057	14,378	15.3
	2C	18,966	12,543	571	5,852	3.3	13,928	10,208	507	3,213	3.9	1,373	1.5	3,665	962	64	2,639	2.8
	3A	117,785	2,855	110,929	4,001	20.2	99,661	2,063	95,644	1,954	27.6	247	0.3	17,877	545	15,285	2,047	13.5
	3B	123,857	41,012	54,953	27,892	21.2	28,650	9,770	16,538	2,342	7.9	17,252	19.3	77,955	13,990	38,415	25,550	58.8
	3C	20,002	15,250	1,647	3,105	3.4	4,843	3,383	867	593	1.3	9,843	11.0	5,316	2,024	780	2,512	4.0
	D	61,076	60,180	671	225	10.5	2,729	2,230	421	78	0.8	57,345	64.0	1,002	605	250	147	0.8
품질 Quality grade	1**	-	-	-	-	-	-	-	-	-	-	-	-	-	-	-	-	-
	1+	52,348	36,189	508	15,651	9.0	50,920	35,810	507	14,603	14.1	91	0.1	1,337	288	1	1,048	1.0
	1	74,010	49,749	4,040	20,221	12.7	69,138	48,052	3,975	17,111	19.2	565	0.6	4,307	1,132	65	3,110	3.3
	2	133,830	62,986	32,307	38,537	23.0	104,855	52,887	31,093	20,875	29.1	4,247	4.7	24,728	5,852	1,214	17,662	18.7
	3	261,644	59,117	167,529	34,998	44.9	133,154	15,216	113,049	4,889	36.9	27,342	30.5	101,148	16,559	54,480	30,109	76.3
수입 Yield grade	A	174,209	18,454	135,135	20,620	29.9	155,093	17,518	119,756	17,819	43.0	278	0.3	18,838	658	15,379	2,801	14.2
	B	285,201	145,078	66,882	73,241	48.9	162,243	104,693	27,349	30,201	45.0	20,524	22.9	102,434	19,861	39,533	43,040	77.3
	C	62,422	44,509	2,367	15,546	10.7	40,731	29,754	1,519	9,458	11.3	11,443	12.8	10,248	3,312	848	6,088	7.7

주) 판정두수는 1998년부터 품종구분이 재분류됨
젓소 : 젓소임(경산우), 육우 : 젓소임(미경산우), 젓소 수거세, 교잡우, 수입생우

Note) The breeds including number of cattle grading service are to be reclassified since 1998. dairy cattle, dairy heifer, male dairy cattle, castrated dairy, crossbred cattle, import cattle

연도별 등급판정두수

판정기간 : 2004.01.01.~12.31
판정장소 : 전국

Period : 2004.01.01~12.31
Place : the whole country

(단위 : 두, %)

(unit : head, %)

품 종 Species		전 체 Total					한 우 Hanwoo					젖 소 Dairy cattle		육 우 Beef cattle				
성 별 Sex		암 Female	수 Male	거세 Castrated	출현율 %		암 Female	수 Male	거세 Castrated	출현율 %		암 Female	출현율 %	암 Female	수 Male	거세 Castrated	출현율 %	
계 Total		576,785	254,321	152,225	170,239	100.0	324,306	123,885	130,089	70,332	100.0	90,907	100.0	161,572	39,529	22,136	99,907	100.0
품 종 별 수	1**A	1,071	439	9	623	0.2	1,069	438	9	622	0.3	1	0.0	1	-	-	1	0.0
	1**B	2,279	1,314	3	962	0.4	2,196	1,299	3	894	0.7	1	0.0	82	14	-	68	0.1
	1**C	876	516	-	360	0.2	851	515	-	336	0.3	-	-	25	1	-	24	0.0
	1*A	9,312	3,254	349	5,709	1.6	9,286	3,251	349	5,686	2.9	-	-	26	3	-	23	0.0
	1*B	32,739	20,435	246	12,058	5.7	30,652	20,006	243	10,403	9.5	48	0.1	2,039	381	3	1,655	1.3
	1*C	14,026	8,857	38	5,131	2.4	12,977	8,642	38	4,297	4.0	39	0.0	1,010	176	-	834	0.6
	1A	11,205	3,618	2,379	5,208	1.9	11,115	3,600	2,378	5,137	3.4	1	0.0	89	17	1	71	0.1
	1B	40,771	24,347	1,452	14,972	7.1	34,902	22,815	1,433	10,654	10.8	318	0.3	5,551	1,214	19	4,318	3.4
	1C	16,315	9,698	121	6,496	2.8	13,407	9,065	116	4,226	4.1	174	0.2	2,734	459	5	2,270	1.7
	2A	29,738	4,568	18,506	6,664	5.2	29,112	4,379	18,472	6,261	9.0	19	0.0	607	170	34	403	0.4
	2B	77,366	34,085	7,658	35,623	13.4	44,597	25,313	7,388	11,896	13.8	2,124	2.3	30,645	6,648	270	23,727	19.0
	2C	25,228	12,993	551	11,684	4.4	15,139	10,171	515	4,453	4.7	1,089	1.2	9,000	1,733	36	7,231	5.6
	3A	93,913	2,624	87,713	3,576	16.3	86,509	1,479	83,148	1,882	26.7	226	0.2	7,178	919	4,565	1,694	4.4
	3B	130,596	47,530	30,817	52,249	22.6	24,676	7,351	14,658	2,667	7.6	17,413	19.2	88,507	22,766	16,159	49,582	54.8
	3C	27,700	17,488	1,669	8,543	4.8	5,014	3,315	885	814	1.5	10,034	11.0	12,652	4,139	784	7,729	7.8
	D	63,650	62,555	714	381	11.0	2,804	2,246	454	104	0.9	59,420	65.4	1,426	889	260	277	0.9
품 종 별 수	1**	4,226	2,269	12	1,945	0.7	4,116	2,252	12	1,852	1.3	2	0.0	108	15	-	93	0.1
	1*	56,077	32,546	633	22,898	9.7	52,915	31,899	630	20,386	16.3	87	0.1	3,075	560	3	2,512	1.9
	1	68,291	37,663	3,952	26,676	11.8	59,424	35,480	3,927	20,017	18.3	493	0.5	8,374	1,690	25	6,659	5.2
	2	132,332	51,646	26,715	53,971	22.9	88,848	39,863	26,375	22,610	27.4	3,232	3.6	40,252	8,551	340	31,361	24.9
	3	252,209	67,642	120,199	64,368	43.7	116,199	12,145	98,691	5,363	35.8	27,673	30.4	108,337	27,824	21,508	59,005	67.1
품 종 별 수	A	145,239	14,503	108,956	21,780	25.2	137,091	13,147	104,356	19,588	42.3	247	0.3	7,901	1,109	4,600	2,192	4.9
	B	283,751	127,711	40,176	115,864	49.2	137,023	76,784	23,725	36,514	42.3	19,904	21.9	126,824	31,023	16,451	79,350	78.5
	C	84,145	49,552	2,379	32,214	14.6	47,388	31,708	1,554	14,126	14.6	11,336	12.5	25,421	6,508	825	18,088	15.7

주) 판정두수는 1998년부터 품종구분이 재분류됨
젓소 : 젓소암(경산우), 육우 : 젓소암(미경산우), 젓소 수거세, 교잡우, 수입생우

Note) The breeds including number of cattle grading service are to be reclassified since 1998. dairy cattle, dairy heifer, male dairy cattle, castrated dairy, crossbred cattle, import cattle

연도별 등급판정두수

판정기간 : 2005.01.01.~12.31
판정장소 : 전국

Period : 2005.01.01~12.31
Place : the whole country

(단위 : 두, %)

(unit : head, %)

품 종 Species		전 체 Total					한 우 Hanwoo					젖 소 Dairy cattle		육 우 Beef cattle				
성 별 Sex		암 Female	수 Male	거세 Castrated	출현율 %		암 Female	수 Male	거세 Castrated	출현율 %		암 Female	출현율 %	암 Female	수 Male	거세 Castrated	출현율 %	
계 Total		611,642	257,400	160,983	193,259	100.0	390,593	144,271	124,607	121,715	100.0	82,207	100.0	138,842	30,922	36,376	71,544	100.0
우 등급 별 두 수	1**A	11,423	4,265	75	7,083	1.9	11,407	4,261	75	7,071	2.9	-	-	16	4	-	12	0.0
	1**B	21,210	12,633	36	8,541	3.5	20,853	12,513	35	8,305	5.3	31	0.0	326	89	1	236	0.2
	1**C	6,209	4,034	2	2,173	1.0	6,094	4,011	2	2,081	1.6	7	0.0	108	16	-	92	0.1
	1*A	17,812	6,006	534	11,272	2.9	17,728	5,980	534	11,214	4.5	1	0.0	83	25	-	58	0.1
	1*B	34,882	17,796	208	16,878	5.7	32,880	17,345	203	15,332	8.4	90	0.1	1,912	361	5	1,546	1.4
	1*C	9,188	4,786	14	4,388	1.5	8,586	4,684	14	3,888	2.2	26	0.0	576	76	-	500	0.4
	1A	27,759	10,274	3,577	13,908	4.5	27,368	10,153	3,571	13,644	7.0	15	0.0	376	106	6	264	0.3
	1B	56,563	31,004	1,037	24,522	9.2	48,979	29,039	987	18,953	12.5	495	0.6	7,089	1,470	50	5,569	5.1
	1C	15,124	8,464	54	6,606	2.5	13,201	7,991	52	5,158	3.4	208	0.3	1,715	265	2	1,448	1.2
	2A	45,426	8,642	24,666	12,118	7.4	43,483	7,982	24,525	10,976	11.1	79	0.1	1,864	581	141	1,142	1.3
	2B	74,440	31,268	5,653	37,519	12.2	40,793	21,063	4,879	14,851	10.4	2,985	3.6	30,662	7,220	774	22,668	22.1
	2C	15,101	7,514	195	7,392	2.5	10,044	5,538	169	4,337	2.6	1248	1.5	3,809	728	26	3,055	2.7
	3A	104,371	5,720	93,075	5,576	17.1	85,156	2,508	80,211	2,437	21.8	637	0.8	18,578	2,575	12,864	3,139	13.4
	3B	100,908	38,728	30,214	31,966	16.5	18,272	7,071	8,551	2,650	4.7	16,383	19.9	66,253	15,274	21,663	29,316	47.7
	3C	17,452	13,441	1,035	2,976	2.9	3,372	2,255	438	679	0.9	9,597	11.7	4,483	1,589	597	2,297	3.2
	D	53,774	52,825	608	341	8.8	2,377	1,877	361	139	0.6	50,405	61.3	992	543	247	202	0.7
우 질 량 별 두 수	1**	38,842	20,932	113	17,797	6.4	38,354	20,785	112	17,457	9.8	38	0.0	450	109	1	340	0.3
	1*	61,882	28,588	756	32,538	10.1	59,194	28,009	751	30,434	15.2	117	0.1	2,571	462	5	2,104	1.9
	1	99,446	49,742	4,668	45,036	16.3	89,548	47,183	4,610	37,755	22.9	718	0.9	9,180	1,841	58	7,281	6.6
	2	134,967	47,424	30,514	57,029	22.1	94,320	34,583	29,573	30,164	24.1	4,312	5.2	36,335	8,529	941	26,865	26.2
	3	222,731	57,889	124,324	40,518	36.4	106,800	11,834	89,200	5,766	27.3	26,617	32.4	89,314	19,438	35,124	34,752	64.3
우 수 율 별 두 수	A	206,791	34,907	121,927	49,957	33.8	185,142	30,884	108,916	45,342	47.4	732	0.9	20,917	3,291	13,011	4,615	15.1
	B	288,003	131,429	37,148	119,426	47.1	161,777	87,031	14,655	60,091	41.4	19,984	24.3	106,242	24,414	22,493	59,335	76.5
	C	63,074	38,239	1,300	23,535	10.3	41,297	24,479	675	16,143	10.6	11,086	13.5	10,691	2,674	625	7,392	7.7

주) 판정두수는 1998년부터 품종구분이 재분류됨
젖소 : 젖소암(경산우), 육우 : 젖소암(미경산우), 젖소 수·거세, 교잡우, 수입생우

Note) The breeds including number of cattle grading service are to be reclassified since 1998. dairy cattle, dairy heifer, male dairy cattle, castrated dairy, crossbred cattle, import cattle

연도별 등급판정두수

판정기간 : 2006.01.01.~12.31
판정장소 : 전국

Period : 2006.01.01~12.31
Place : the whole country

(단위 : 두, %)

(unit : head, %)

품 종 Species		전 체 Total					한 우 Hanwoo					젖 소 Dairy cattle		육 우 Beef cattle				
성 별 Sex		암 Female	수 Male	거세 Castrated	출현율 %		암 Female	수 Male	거세 Castrated	출현율 %		암 Female	출현율 %	암 Female	수 Male	거세 Castrated	출현율 %	
계 Total		630,380	273,127	178,279	178,974	100.0	425,515	167,204	153,396	104,915	100.0	77,832	100.0	127,033	28,091	24,883	74,059	100.0
품 종 별 수	1**A	10,069	4,290	37	5,742	1.6	10,042	4,281	37	5,724	2.4	1	0.0	26	8	-	18	0.0
	1**B	19,136	12,462	13	6,661	3.0	18,849	12,348	11	6,490	4.4	18	0.0	269	96	2	171	0.2
	1**C	5,077	3,348	4	1,725	0.8	5,003	3,323	4	1,676	1.2	2	0.0	72	23	-	49	0.1
	1*A	18,547	7,648	492	10,407	2.9	18,476	7,625	492	10,359	4.3	4	0.0	67	19	-	48	0.1
	1*B	38,944	22,653	158	16,133	6.2	36,902	22,150	154	14,598	8.7	93	0.1	1,949	410	4	1,535	1.5
	1*C	9,765	5,585	11	4,169	1.5	9,271	5,431	11	3,829	2.2	27	0.0	467	127	-	340	0.4
	1A	25,864	11,487	3,593	10,784	4.1	25,615	11,391	3,590	10,634	6.0	17	0.0	232	79	3	150	0.2
	1B	59,437	36,250	1,016	22,171	9.4	51,634	34,130	985	16,519	12.1	513	0.7	7,290	1,607	31	5,652	5.7
	1C	15,042	8,911	62	6,069	2.4	13,436	8,390	59	4,987	3.2	178	0.2	1,428	343	3	1,082	1.1
	2A	47,842	9,707	28,745	9,390	7.6	46,589	9,196	28,667	8,726	10.9	87	0.1	1,166	424	78	664	0.9
	2B	77,558	35,143	6,111	36,304	12.3	43,119	25,282	5,456	12,381	10.1	3,070	3.9	31,369	6,791	655	23,923	24.7
	2C	15,696	8,232	251	7,213	2.5	10,353	6,211	214	3,928	2.4	1,121	1.4	4,222	900	37	3,285	3.3
	3A	118,656	4,785	110,056	3,815	18.8	108,145	2,867	103,207	2,071	25.4	489	0.6	10,022	1,429	6,849	1,744	7.9
	3B	99,699	39,024	26,102	34,573	15.8	21,153	9,428	9,552	2,173	5.0	15,787	20.3	62,759	13,809	16,550	32,400	49.4
	3C	17,688	13,352	989	3,347	2.8	4,228	3,128	513	587	1.0	8,669	11.1	4,791	1,555	476	2,760	3.8
	D	51,360	50,250	639	471	8.1	2,700	2,023	444	233	0.6	47,756	61.4	904	471	195	238	0.7
품 종 별 수	1**	34,282	20,100	54	14,128	5.4	33,894	19,952	52	13,890	8.0	21	0.0	367	127	2	238	0.3
	1+	67,256	35,886	661	30,709	10.7	64,649	35,206	657	28,786	15.2	124	0.2	2,483	556	4	1,923	2.0
	1	100,343	56,648	4,671	39,024	15.9	90,685	53,911	4,634	32,140	21.3	708	0.9	8,950	2,029	37	6,884	7.0
	2	141,096	53,082	35,107	52,907	22.4	100,061	40,689	34,337	25,035	23.5	4,278	5.5	36,757	8,115	770	27,872	28.9
	3	236,043	57,161	137,147	41,735	37.4	133,526	15,423	113,272	4,831	31.4	24,945	32.0	77,572	16,793	23,875	36,904	61.1
품 종 별 수	A	220,978	37,917	142,923	40,138	35.1	208,867	35,360	135,993	37,514	49.1	598	0.8	11,513	1,959	6,930	2,624	9.1
	B	294,774	145,532	33,400	115,842	46.8	171,657	103,338	16,158	52,161	40.3	19,481	25.0	103,636	22,713	17,242	63,681	81.6
	C	63,268	39,428	1,317	22,523	10.0	42,291	26,483	801	15,007	9.9	9,997	12.8	10,980	2,948	516	7,516	8.6

주) 판정두수는 1998년부터 품종구분이 재분류됨
젓소 : 젓소암(경산우), 육우 : 젓소암(미경산우), 젓소 수거세, 교잡우, 수입생우

Note) The breeds including number of cattle grading service are to be reclassified since 1998. dairy cattle, dairy heifer, male dairy cattle, castrated dairy, crossbred cattle, import cattle

연도별 등급판정두수

판정기간 : 2007.01.01.~12.31
판정장소 : 전국

Period : 2007.01.01~12.31
Place : the whole country

(단위 : 두, %)

(unit : head, %)

품 종 Species		전 체 Total					한 우 Hanwoo					젖 소 Dairy cattle		육 우 Beef cattle				
성 별 Sex		암 Female	수 Male	거세 Castrated	출현율 %		암 Female	수 Male	거세 Castrated	출현율 %		암 Female	출현율 %	암 Female	수 Male	거세 Castrated	출현율 %	
계 Total		681,695	306,547	127,161	247,987	100.0	492,115	211,661	110,542	169,912	100.0	67,600	100.0	121,980	27,286	16,619	78,075	100.0
비 관 별 채 원 두 수 Grade	1**A	10,228	3,985	22	6,221	1.5	10,211	3,977	22	6,212	2.1	-	-	17	8	-	9	0.0
	1**B	21,065	11,357	18	9,690	3.1	20,791	11,270	18	9,503	4.2	6	0.0	268	81	-	187	0.2
	1**C	6,107	3,174	3	2,930	0.9	6,039	3,150	3	2,886	1.2	3	0.0	65	21	-	44	0.1
	1*A	24,227	8,849	254	15,124	3.6	24,166	8,822	252	15,092	4.9	1	0.0	60	26	2	32	0.0
	1*B	54,291	26,917	138	27,236	8.0	52,300	26,421	132	25,747	10.6	67	0.1	1,924	429	6	1,489	1.6
	1*C	14,832	6,740	10	8,082	2.2	14,234	6,546	9	7,679	2.9	33	0.0	565	161	1	403	0.5
	1A	32,838	13,991	2,061	16,786	4.8	32,605	13,900	2,058	16,647	6.6	9	0.0	224	82	3	139	0.2
	1B	79,165	43,418	695	35,052	11.6	70,754	41,300	670	28,784	14.4	417	0.6	7,994	1,701	25	6,268	6.6
	1C	22,115	11,627	53	10,435	3.2	19,909	10,992	46	8,871	4.0	181	0.3	2,025	454	7	1,564	1.7
	2A	47,076	13,582	18,494	15,000	6.9	46,106	13,134	18,450	14,522	9.4	46	0.1	924	402	44	478	0.8
	2B	94,617	44,525	4,038	46,054	13.9	59,955	35,494	3,705	20,756	12.2	2,344	3.5	32,318	6,687	333	25,298	26.5
	2C	21,071	10,994	154	9,923	3.1	14,726	8,802	134	5,790	3.0	1,067	1.6	5,278	1,125	20	4,133	4.3
	3A	92,167	6,659	81,155	4,353	13.5	84,886	5,040	76,890	2,956	17.2	420	0.6	6,861	1,199	4,265	1,397	5.6
	3B	94,093	38,705	18,422	36,966	13.8	25,039	14,841	6,912	3,286	5.1	10,890	16.1	58,164	12,974	11,510	33,680	47.7
	3C	18,022	13,919	672	3,431	2.6	5,776	4,641	411	724	1.2	7,853	11.6	4,393	1,425	261	2,707	3.6
	D	49,779	48,103	972	704	7.3	4,618	3,331	830	457	0.9	44,261	65.5	900	511	142	247	0.7
개 관 별 Quality grade	1**	37,400	18,516	43	18,841	5.5	37,041	18,397	43	18,601	7.5	9	0.0	350	110	-	240	0.3
	1*	93,350	42,506	402	50,442	13.7	90,700	41,789	393	48,518	18.4	101	0.1	2,549	616	9	1,924	2.1
	1	134,118	69,036	2,809	62,273	19.7	123,268	66,192	2,774	54,302	25.0	607	0.9	10,243	2,237	35	7,971	8.4
	2	162,764	69,101	22,686	70,977	23.9	120,787	57,430	22,289	41,068	24.5	3,457	5.1	38,520	8,214	397	29,909	31.6
	3	204,282	59,283	100,249	44,750	30.0	115,701	24,522	84,213	6,966	23.5	19,163	28.3	69,418	15,598	16,036	37,784	56.9
개 관 별 Yield grade	A	206,536	47,066	101,986	57,484	30.3	197,974	44,873	97,672	55,429	40.2	476	0.7	8,086	1,717	4,314	2,055	6.6
	B	343,232	164,923	23,311	154,998	50.3	228,839	129,326	11,437	88,076	46.5	13,725	20.3	100,668	21,872	11,874	66,922	82.5
	C	82,148	46,455	892	34,801	12.1	60,684	34,131	603	25,950	12.3	9,138	13.5	12,326	3,186	289	8,851	10.1

주) 판정두수는 1998년부터 품종구분이 재분류됨
젖소 : 젖소임(경산우), 육우 : 젖소임(미경산우), 젖소 수·거세, 교잡우, 수입생우

Note) The breeds including number of cattle grading service are to be reclassified since 1998. dairy cattle, dairy heifer, male dairy cattle, castrated dairy, crossbred cattle, import cattle

연도별 등급판정두수

판정기간 : 2008.01.01.~12.31
판정장소 : 전국

Period : 2008.01.01~12.31
Place : the whole country

(단위 : 두, %)

(unit : head, %)

품 종 Species		전 체 Total					한 우 Hanwoo					젖 소 Dairy cattle		육 우 Beef cattle				
성 별 Sex		암 Female	수 Male	거세 Castrated	출현율 %		암 Female	수 Male	거세 Castrated	출현율 %		암 Female	출현율 %	암 Female	수 Male	거세 Castrated	출현율 %	
계 Total		767,671	352,054	119,208	296,409	100.0	588,003	263,189	104,459	220,355	100.0	63,622	100.0	116,046	25,243	14,749	76,054	100.0
품 종 별 수	1**A	11,756	3,631	15	8,110	1.5	11,742	3,629	15	8,098	2.0	-	-	14	2	-	12	0.0
	1**B	24,807	10,765	7	14,035	3.2	24,635	10,725	6	13,904	4.2	3	0.0	169	37	1	131	0.1
	1**C	7,775	2,586	1	5,188	1.0	7,672	2,557	1	5,114	1.3	2	0.0	101	27	-	74	0.1
	1*A	29,396	10,707	195	18,494	3.8	29,347	10,694	194	18,459	5.0	-	-	49	13	1	35	0.0
	1*B	68,446	30,674	103	37,669	8.9	66,695	30,295	99	36,301	11.3	33	0.1	1,718	346	4	1,368	1.5
	1*C	19,173	6,690	6	12,477	2.5	18,457	6,524	6	11,927	3.1	22	0.0	694	144	-	550	0.6
	1A	40,000	18,366	1,788	19,846	5.2	39,828	18,307	1,788	19,733	6.8	4	0.0	168	55	-	113	0.1
	1B	101,300	54,669	626	46,005	13.2	93,829	53,061	617	40,151	16.0	209	0.3	7,262	1,399	9	5,854	6.3
	1C	27,612	12,604	31	14,977	3.6	25,219	12,097	30	13,092	4.3	90	0.1	2,303	417	1	1,885	2.0
	2A	52,696	19,471	18,045	15,180	6.9	51,830	19,141	18,015	14,674	8.8	34	0.1	832	296	30	506	0.7
	2B	110,563	57,048	3,992	49,523	14.4	78,754	49,632	3,736	25,386	13.4	1,708	2.7	30,101	5,708	256	24,137	25.9
	2C	24,595	12,102	142	12,351	3.2	17,489	10,280	127	7,082	3.0	783	1.2	6,323	1,039	15	5,269	5.5
	3A	88,288	8,313	76,181	3,794	11.5	81,470	6,802	72,249	2,419	13.9	432	0.7	6,386	1,079	3,932	1,375	5.5
	3B	94,842	44,272	16,206	34,364	12.4	29,200	20,225	6,129	2,846	5.0	11,854	18.6	53,788	12,193	10,077	31,518	46.6
	3C	20,169	15,931	628	3,610	2.6	6,529	5,434	361	734	1.1	8,866	13.9	4,774	1,631	267	2,876	4.1
	D	46,253	44,225	1,242	786	6.0	5,307	3,786	1,086	435	0.9	39,582	62.2	1,364	857	156	351	1.2
품 종 별 수	1**	44,338	16,982	23	27,333	5.8	44,049	16,911	22	27,116	7.5	5	0.0	284	66	1	217	0.2
	1*	117,015	48,071	304	68,640	15.2	114,499	47,513	299	66,687	19.5	55	0.1	2,461	503	5	1,953	2.1
	1	168,912	85,639	2,445	80,828	22.0	158,876	83,465	2,435	72,976	27.0	303	0.5	9,733	1,871	10	7,852	8.4
	2	187,854	88,621	22,179	77,054	24.5	148,073	79,053	21,878	47,142	25.2	2,525	4.0	37,256	7,043	301	29,912	32.1
	3	203,299	68,516	93,015	41,768	26.5	117,199	32,461	78,739	5,999	19.9	21,152	33.2	64,948	14,903	14,276	35,769	56.0
품 종 별 수	A	206,536	47,066	101,986	57,484	26.9	197,974	44,873	97,672	55,429	33.7	476	0.7	8,086	1,717	4,314	2,055	7.0
	B	343,232	164,923	23,311	154,998	44.7	228,839	129,326	11,437	88,076	38.9	13,725	21.6	100,668	21,872	11,874	66,922	86.8
	C	82,148	46,455	892	34,801	10.7	60,684	34,131	603	25,950	10.3	9,138	14.4	12,326	3,186	289	8,851	10.6

주) 판정두수는 1998년부터 품종구분이 재분류됨
젖소 : 젖소임(경산우), 육우 : 젖소임(미경산우), 젖소 수·거세, 교잡우, 수입생우

Note) The breeds including number of cattle grading service are to be reclassified since 1998. dairy cattle, dairy heifer, male dairy cattle, castrated dairy, crossbred cattle, import cattle

연도별 등급판정두수

판정기간 : 2009.01.01.~12.31
판정장소 : 전국

Period : 2009.01.01~12.31
Place : the whole country

(단위 : 두, %)

(unit : head, %)

품 종 Species		전 체 Total					한 우 Hanwoo					젖 소 Dairy cattle		육 우 Beef cattle				
성 별 Sex		암 Female	수 Male	거세 Castrated	출현율 %		암 Female	수 Male	거세 Castrated	출현율 %		암 Female	출현율 %	암 Female	수 Male	거세 Castrated	출현율 %	
계 Total		813,854	381,163	110,590	322,101	100.0	643,930	299,813	99,585	244,532	100.0	58,289	100.0	111,635	23,061	11,005	77,569	100.0
품 종 별 수	1**A	15,538	3,970	17	11,551	1.9	15,526	3,965	17	11,544	2.4	-	-	12	5	-	7	0.0
	1**B	30,104	10,592	7	19,505	3.7	29,810	10,534	7	19,269	4.6	2	0.0	292	56	-	236	0.3
	1**C	10,190	2,587	1	7,602	1.3	10,105	2,568	1	7,536	1.6	3	0.0	82	16	-	66	0.1
	1*A	35,600	12,690	211	22,699	4.4	35,539	12,672	211	22,656	5.5	-	-	61	18	-	43	0.1
	1*B	76,775	33,380	104	43,291	9.4	74,742	33,032	101	41,609	11.6	26	0.0	2,007	322	3	1,682	1.8
	1*C	22,123	7,401	13	14,709	2.7	21,591	7,296	13	14,282	3.4	8	0.0	524	97	-	427	0.5
	1A	47,865	23,723	1,829	22,313	5.9	47,689	23,666	1,828	22,195	7.4	3	0.0	173	54	1	118	0.2
	1B	109,908	62,328	697	46,883	13.5	101,988	61,011	683	40,294	15.8	215	0.4	7,705	1,102	14	6,589	6.9
	1C	29,893	14,454	39	15,400	3.7	27,892	14,071	38	13,783	4.3	84	0.1	1,917	299	1	1,617	1.7
	2A	57,492	24,375	16,935	16,182	7.1	56,635	24,052	16,913	15,670	8.8	29	0.0	828	294	22	512	0.7
	2B	116,615	63,100	3,796	49,719	14.3	83,347	57,018	3,551	22,778	12.9	1,228	2.1	32,040	4,854	245	26,941	28.7
	2C	24,778	12,767	157	11,854	3.0	18,806	11,384	152	7,270	2.9	611	1.0	5,361	772	5	4,584	4.8
	3A	84,261	8,531	72,293	3,437	10.4	78,657	7,244	69,288	2,125	12.2	288	0.5	5,316	999	3,005	1,312	4.8
	3B	89,478	43,323	13,104	33,051	11.0	30,048	22,102	5,650	2,296	4.7	9,776	16.8	49,654	11,445	7,454	30,755	44.5
	3C	19,002	15,569	443	2,990	2.3	6,618	5,694	253	671	1.0	8,237	14.1	4,147	1,638	190	2,319	3.7
	D	44,232	42,373	944	915	5.4	4,937	3,504	879	554	0.8	37,779	64.8	1,516	1,090	65	361	1.4
품 종 별 수	1**	55,832	17,149	25	38,658	6.9	55,441	17,067	25	38,349	8.6	5	0.0	386	77	-	309	0.3
	1*	134,498	53,471	328	80,699	16.5	131,872	53,000	325	78,547	20.5	34	0.1	2,592	437	3	2,152	2.3
	1	187,666	100,505	2,565	84,596	23.1	177,569	98,748	2,549	76,272	27.6	302	0.5	9,795	1,455	16	8,324	8.8
	2	198,885	100,242	20,888	77,755	24.4	158,788	92,454	20,616	45,718	24.7	1,868	3.2	38,229	5,920	272	32,037	34.2
	3	192,741	67,423	85,840	39,478	23.7	115,323	35,040	75,191	5,092	17.9	18,301	31.4	59,117	14,082	10,649	34,386	53.0
품 종 별 수	A	240,756	73,289	91,285	76,182	29.6	234,046	71,599	88,257	74,190	36.3	320	0.5	6,390	1,370	3,028	1,992	5.7
	B	422,880	212,723	17,708	192,449	52.0	319,935	183,697	9,992	126,246	49.7	11,247	19.3	91,698	17,779	7,716	66,203	82.1
	C	105,986	52,778	653	52,555	13.0	85,012	41,013	457	43,542	13.2	8,943	15.3	12,031	2,822	196	9,013	10.8

주) 판정두수는 1998년부터 품종구분이 재분류됨
젖소 : 젖소임(경산우), 육우 : 젖소임(미경산우), 젖소 수거세, 교잡우, 수입생우

Note) The breeds including number of cattle grading service are to be reclassified since 1998. dairy cattle, dairy heifer, male dairy cattle, castrated dairy, crossbred cattle, import cattle

연도별 등급판정두수

판정기간 : 2010.01.01.~12.31
판정장소 : 전국

Period : 2010.01.01~12.31
Place : the whole country

(단위 : 두, %)

(unit : head, %)

품 종 Species		전 체 Total					한 우 Hanwoo					젖 소 Dairy cattle		육 우 Beef cattle				
성 별 Sex		암 Female	수 Male	거세 Castrated	출현율 %		암 Female	수 Male	거세 Castrated	출현율 %		암 Female	출현율 %	암 Female	수 Male	거세 Castrated	출현율 %	
계 Total		750,673	340,206	46,669	363,798	100.0	602,016	263,137	39,829	299,050	100.0	57,820	100.0	90,837	19,249	6,840	64,748	100.0
품 종 별 수	1**A	16,593	3,260	5	13,328	2.2	16,575	3,250	5	13,320	2.8	-	-	18	10	-	8	0.0
	1**B	30,851	8,043	7	22,801	4.1	30,647	8,004	7	22,636	5.1	1	0.0	203	38	-	165	0.2
	1**C	11,326	2,365	-	8,961	1.5	11,272	2,350	-	8,922	1.9	-	-	54	15	-	39	0.1
	1*A	35,657	10,891	85	24,681	4.8	35,611	10,871	85	24,655	5.9	-	-	46	20	-	26	0.1
	1*B	77,572	27,078	37	50,457	10.3	76,111	26,839	36	49,236	12.6	13	0.0	1,448	226	1	1,221	1.6
	1*C	25,165	6,611	5	18,549	3.4	24,748	6,526	5	18,217	4.1	15	0.0	402	70	-	332	0.4
	1A	46,539	21,371	687	24,481	6.2	46,411	21,311	687	24,413	7.7	3	0.0	125	57	-	68	0.1
	1B	111,128	54,258	310	56,560	14.8	105,201	53,202	304	51,695	17.5	154	0.3	5,773	902	6	4,865	6.4
	1C	34,938	14,116	18	20,804	4.7	33,410	13,786	16	19,608	5.5	82	0.1	1,446	248	2	1,196	1.6
	2A	46,742	22,321	6,226	18,195	6.2	46,098	22,063	6,214	17,821	7.7	17	0.0	627	241	12	374	0.7
	2B	110,355	55,110	1,774	53,471	14.7	82,929	50,049	1,603	31,277	13.8	1,065	1.8	26,361	3,996	171	22,194	29.0
	2C	27,779	12,789	78	14,912	3.7	22,689	11,509	69	11,111	3.8	560	1.0	4,530	720	9	3,801	5.0
	3A	39,890	7,719	29,108	3,063	5.3	36,035	6,715	27,226	2,094	6.0	186	0.3	3,669	818	1,882	969	4.0
	3B	74,259	37,200	7,252	29,807	9.9	23,912	18,536	2,710	2,666	4.0	8,855	15.3	41,492	9,809	4,542	27,141	45.7
	3C	18,683	15,450	312	2921	2.5	6,175	5,194	179	802	1.0	8,924	15.4	3,584	1,332	133	2,119	3.9
	D	43,196	41,624	765	807	5.8	4,192	2,932	683	577	0.7	37,945	65.6	1,059	747	82	230	1.2
품 종 별 수	1**	58,770	13,668	12	45,090	7.8	58,494	13,604	12	44,878	9.7	1	0.0	275	63	-	212	0.3
	1*	138,394	44,580	127	93,687	18.4	136,470	44,236	126	92,108	22.7	28	0.0	1,896	316	1	1,579	2.1
	1	192,605	89,745	1,015	101,845	25.7	185,022	88,299	1,007	95,716	30.7	239	0.4	7,344	1,207	8	6,129	8.1
	2	184,876	90,220	8,078	86,578	24.6	151,716	83,621	7,886	60,209	25.2	1,642	2.8	31,518	4,957	192	26,369	34.7
	3	132,832	60,369	36,672	35,791	17.7	66,122	30,445	30,115	5,562	11.0	17,965	31.1	48,745	11,959	6,557	30,229	53.7
품 종 별 수	A	185,421	65,562	36,111	83,748	24.7	180,730	64,210	34,217	82,303	30.0	206	0.4	4,485	1,146	1,894	1,445	4.9
	B	404,165	181,689	9,380	213,096	53.8	318,800	156,630	4,660	157,510	53.0	10,088	17.4	75,277	14,971	4,720	55,586	82.9
	C	117,891	51,331	413	66,147	15.7	98,294	39,365	269	58,660	16.3	9,581	16.6	10,016	2,385	144	7,487	11.0

주) 판정두수는 1998년부터 품종구분이 재분류됨
젖소 : 젖소암(경산우), 육우 : 젖소암(미경산우), 젖소 수거세, 교잡우, 수입생우

Note) The breeds including number of cattle grading service are to be reclassified since 1998. dairy cattle, dairy heifer, male dairy cattle, castrated dairy, crossbred cattle, import cattle

연도별 등급판정두수

판정기간 : 2011.01.01.~12.31
판정장소 : 전국

Period : 2011.01.01~12.31
Place : the whole country

(단위 : 두, %)

(unit : head, %)

품 종 Species		전 체 Total					한 우 Hanwoo					젖 소 Dairy cattle		육 우 Beef cattle				
성 별 Sex		암 Female	수 Male	거세 Castrated	출현율 %		암 Female	수 Male	거세 Castrated	출현율 %		암 Female	출현율 %	암 Female	수 Male	거세 Castrated	출현율 %	
계 Total		850,062	345,917	54,786	449,359	100.0	718,256	293,640	48,158	376,458	100.0	37,478	100.0	94,328	14,799	6,628	72,901	100.0
품 종 별 수	1**A	19,028	3,107	4	15,917	2.2	19,016	3,104	4	15,908	2.6	-	-	12	3	-	9	0.0
	1**B	33,713	7,266	6	26,441	4.0	33,480	7,207	6	26,267	4.7	3	0.0	230	56	-	174	0.2
	1**C	13,969	2,550	-	11,419	1.6	13,862	2,530	-	11,332	1.9	1	0.0	106	19	-	87	0.1
	1*A	41,119	11,183	82	29,854	4.8	41,070	11,164	81	29,825	5.7	1	0.0	48	18	1	29	0.1
	1*B	88,215	27,023	50	61,142	10.4	86,663	26,789	47	59,827	12.1	14	0.0	1,538	220	3	1,315	1.6
	1*C	35,330	8,399	8	26,923	4.2	34,485	8,254	7	26,224	4.8	7	0.0	838	138	1	699	0.9
	1A	52,466	21,504	728	30,234	6.2	52,356	21,457	728	30,171	7.3	3	0.0	107	44	-	63	0.1
	1B	126,523	54,940	408	71,175	14.9	120,425	53,995	405	66,025	16.8	92	0.2	6,006	853	3	5,150	6.4
	1C	49,464	17,691	44	31,729	5.8	46,648	17,263	43	29,342	6.5	71	0.2	2,745	357	1	2,387	2.9
	2A	52,301	24,509	7,056	20,736	6.2	51,859	24,323	7,039	20,497	7.2	12	0.0	430	174	17	239	0.5
	2B	124,976	62,620	2,612	59,744	14.7	98,844	58,150	2,441	38,253	13.8	863	2.3	25,269	3,607	171	21,491	26.8
	2C	41,814	17,753	160	23,901	4.9	32,275	16,324	150	15,801	4.5	407	1.1	9,132	1,022	10	8,100	9.7
	3A	45,868	9,037	33,840	2,991	5.4	43,207	8,514	32,314	2,379	6.0	125	0.3	2,536	398	1,526	612	2.7
	3B	76,810	37,366	8,581	30,863	9.0	31,621	24,408	4,024	3,189	4.4	6,735	18.0	38,454	6,223	4,557	27,674	40.8
	3C	20,071	14,055	409	5,607	2.4	8,379	7,234	227	918	1.2	5,723	15.3	5,969	1,098	182	4,689	6.3
	D	28,395	26,914	798	683	3.3	4,066	2,924	642	500	0.6	23,421	62.5	908	569	156	183	1.0
품 종 별 수	1**	66,710	12,923	10	53,777	7.8	66,358	12,841	10	53,507	9.2	4	0.0	348	78	-	270	0.4
	1*	164,664	46,605	140	117,919	19.4	162,218	46,207	135	115,876	22.6	22	0.1	2,424	376	5	2,043	2.6
	1	228,453	94,135	1,180	133,138	26.9	219,429	92,715	1,176	125,538	30.6	166	0.4	8,858	1,254	4	7,600	9.4
	2	219,091	104,882	9,828	104,381	25.8	182,978	98,797	9,630	74,551	25.5	1,282	3.4	34,831	4,803	198	29,830	36.9
	3	142,749	60,458	42,830	39,461	16.8	83,207	40,156	36,565	6,486	11.6	12,583	33.6	46,959	7,719	6,265	32,975	49.8
품 종 별 수	A	210,782	69,340	41,710	99,732	24.8	207,508	68,562	40,166	98,780	28.9	141	0.4	3,133	637	1,544	952	3.3
	B	450,237	189,215	11,657	249,365	53.0	371,033	170,549	6,923	193,561	51.7	7,707	20.6	71,497	10,959	4,734	55,804	75.8
	C	160,648	60,448	621	99,579	18.9	135,649	51,605	427	83,617	18.9	6,209	16.6	18,790	2,634	194	15,962	19.9

주) 판정두수는 1998년부터 품종구분이 재분류됨
젓소 : 젓소암(경산우), 육우 : 젓소암(미경산우), 젓소 수거세, 교잡우, 수입생우

Note) The breeds including number of cattle grading service are to be reclassified since 1998. dairy cattle, dairy heifer, male dairy cattle, castrated dairy, crossbred cattle, import cattle

연도별 등급판정두수

판정기간 : 2012.01.01.~12.31
판정장소 : 전국

Period : 2012.01.01~12.31
Place : the whole country

(단위 : 두, %)

(unit : head, %)

품 종 Species		전 체 Total					한 우 Hanwoo					젖 소 Dairy cattle		육 우 Beef cattle				
성 별 Sex		암 Female	수 Male	거세 Castrated	출현율 %		암 Female	수 Male	거세 Castrated	출현율 %		암 Female	출현율 %		암 Female	수 Male	거세 Castrated	출현율 %
계 Total		967,574	491,656	61,483	414,435	100.0	842,771	436,977	56,511	349,283	100.0	45,351	100.0	79,452	9,328	4,972	65,152	100.0
배 우																		

주) 판정두수는 1998년부터 품종구분이 재분류됨
젓소 : 젓소암(경산우), 육우 : 젓소암(미경산우), 젓소 수거세, 교잡우, 수입생우

Note) The breeds including number of cattle grading service are to be reclassified since 1998. dairy cattle, dairy heifer, male dairy cattle, castrated dairy, crossbred cattle, import cattle

연도별 등급판정두수

판정기간 : 2013.01.01.~12.31
판정장소 : 전국

Period : 2013.01.01~12.31
Place : the whole country

(단위 : 두, %)

(unit : head, %)

품 종 Species		전 체 Total					한 우 Hanwoo					젖 소 Dairy cattle		육 우 Beef cattle				
성 별 Sex		암 Female	수 Male	거세 Castrated	출현율 %		암 Female	수 Male	거세 Castrated	출현율 %	암 Female	출현율 %		암 Female	수 Male	거세 Castrated	출현율 %	
계 Total		1,069,459	564,120	31,452	473,887	100.0	959,751	510,584	27,703	421,464	100.0	45,585	100.0	64,123	7,951	3,749	52,423	100.0
유 관 별 수	1**A	26,138	4,946	5	21,187	2.4	26,134	4,946	5	21,183	2.7	-	-	4	-	-	4	0.0
	1**B	38,831	7,935	5	30,891	3.6	38,780	7,923	5	30,852	4.0	1	0.0	50	11	-	39	0.1
	1**C	23,907	3,625	3	20,279	2.2	23,858	3,617	3	20,238	2.5	1	0.0	48	7	-	41	0.1
	1*A	57,371	19,679	45	37,647	5.4	57,349	19,664	45	37,640	6.0	1	0.0	21	14	-	7	0.0
	1*B	94,021	32,001	27	61,993	8.8	93,527	31,926	27	61,574	9.7	9	0.0	485	66	-	419	0.8
	1*C	51,501	12,550	5	38,946	4.8	51,059	12,473	5	38,581	5.3	11	0.0	431	66	-	365	0.7
	1A	88,466	47,819	431	40,216	8.3	88,366	47,779	431	40,156	9.2	5	0.0	95	35	-	60	0.1
	1B	145,524	78,926	194	66,404	13.6	143,049	78,603	194	64,252	14.9	47	0.1	2,428	276	-	2,152	3.8
	1C	68,013	28,050	26	39,937	6.4	66,098	27,748	26	38,324	6.9	83	0.2	1,832	219	-	1,613	2.9
	2A	87,765	60,669	4,383	22,713	8.2	87,253	60,487	4,377	22,389	9.1	20	0.0	492	162	6	324	0.8
	2B	147,551	105,462	1,054	41,035	13.8	132,266	103,602	1,024	27,640	13.8	440	1.0	14,845	1,420	30	13,395	23.2
	2C	48,568	28,483	98	19,987	4.5	40,546	27,215	92	13,239	4.2	615	1.3	7,407	653	6	6,748	11.6
	3A	43,247	20,136	20,148	2,963	4.0	40,818	19,576	19,104	2,138	4.3	213	0.5	2,216	347	1,044	825	3.5
	3B	86,891	58,583	4,331	23,977	8.1	52,788	48,693	1,973	2,122	5.5	6,414	14.1	27,689	3,476	2,358	21,855	43.2
	3C	27,951	22,439	343	5,169	2.6	14,254	13,329	157	768	1.5	8,297	18.2	5,400	813	186	4,401	8.4
	D	33,714	32,817	354	543	3.2	3,606	3,003	235	368	0.4	29,428	64.6	680	386	119	175	1.1
유 관 별 수	1**	88,876	16,506	13	72,357	8.3	88,772	16,486	13	72,273	9.2	2	0.0	102	18	-	84	0.2
	1*	202,893	64,230	77	138,586	19.0	201,935	64,063	77	137,795	21.0	21	0.0	937	146	-	791	1.5
	1	302,003	154,795	651	146,557	28.2	297,513	154,130	651	142,732	31.0	135	0.3	4,355	530	-	3,825	6.8
	2	283,884	194,614	5,535	83,735	26.5	260,065	191,304	5,493	63,268	27.1	1,075	2.4	22,744	2,235	42	20,467	35.5
	3	158,089	101,158	24,822	32,109	14.8	107,860	81,598	21,234	5,028	11.2	14,924	32.7	35,305	4,636	3,588	27,081	55.1
유 관 별 수	A	302,987	153,249	25,012	124,726	28.3	299,920	152,452	23,962	123,506	31.2	239	0.5	2,828	558	1,050	1,220	4.4
	B	512,818	282,907	5,611	224,300	48.0	460,410	270,747	3,223	186,440	48.0	6,911	15.2	45,497	5,249	2,388	37,860	71.0
	C	219,940	95,147	475	124,318	20.6	195,815	84,382	283	111,150	20.4	9,007	19.8	15,118	1,758	192	13,168	23.6

주) 판정두수는 1998년부터 품종구분이 재분류됨
젓소 : 젓소암(경산우), 육우 : 젓소암(미경산우), 젓소 수거세, 교잡우, 수입생우

Note) The breeds including number of cattle grading service are to be reclassified since 1998. dairy cattle, dairy heifer, male dairy cattle, castrated dairy, crossbred cattle, import cattle

연도별 등급판정두수

판정기간 : 2014.01.01.~12.31

판정장소 : 전국

Period : 2014.01.01~12.31

Place : the whole country

(단위 : 두, %)

(unit : head, %)

품 종 Species		전 체 Total					한 우 Hanwoo					젖 소 Dairy cattle		육 우 Beef cattle				
성 별 Sex		암 Female	수 Male	거세 Castrated	출현율 %		암 Female	수 Male	거세 Castrated	출현율 %		암 Female	출현율 %	암 Female	수 Male	거세 Castrated	출현율 %	
계 Total		1,041,576	508,805	34,842	497,929	100.0	920,944	448,120	29,895	442,929	100.0	53,874	100.0	66,758	6,811	4,947	55,000	100.0
품 종 별 수	1**A	24,452	4,271	1	20,180	2.3	24,447	4,271	1	20,175	2.7	-	-	5	-	-	5	0.0
	1**B	38,298	7,328	6	30,964	3.7	38,254	7,320	6	30,928	4.2	1	0.0	43	7	-	36	0.1
	1**C	24,921	3,968	-	20,953	2.4	24,860	3,958	-	20,902	2.7	3	0.0	58	7	-	51	0.1
	1*A	54,348	17,692	45	36,611	5.2	54,323	17,686	45	36,592	5.9	-	-	25	6	-	19	0.0
	1*B	98,147	30,959	36	67,152	9.4	97,621	30,897	36	66,688	10.6	7	0.0	519	55	-	464	0.8
	1*C	58,906	14,238	5	44,663	5.7	58,393	14,183	5	44,205	6.3	12	0.0	501	43	-	458	0.8
	1A	82,457	42,730	548	39,179	7.9	82,378	42,704	548	39,126	8.9	3	0.0	76	23	-	53	0.1
	1B	148,010	75,755	219	72,036	14.2	145,314	75,493	217	69,604	15.8	42	0.1	2,654	220	2	2,432	4.0
	1C	75,589	29,414	23	46,152	7.3	73,205	29,163	23	44,019	7.9	68	0.1	2,316	183	-	2,133	3.5
	2A	74,914	48,758	4,927	21,229	7.2	74,506	48,648	4,920	20,938	8.1	16	0.0	392	94	7	291	0.6
	2B	132,388	87,389	1,172	43,827	12.7	116,710	85,900	1,143	29,667	12.7	410	0.8	15,268	1,079	29	14,160	22.9
	2C	50,428	26,750	121	23,557	4.8	40,931	25,590	110	15,231	4.4	597	1.1	8,900	563	11	8,326	13.3
	3A	39,856	15,677	21,626	2,553	3.8	37,464	15,262	20,366	1,836	4.1	156	0.3	2,236	259	1,260	717	3.3
	3B	74,107	46,206	5,358	22,543	7.1	39,665	35,507	2,139	2,019	4.3	7,738	14.4	26,704	2,961	3,219	20,524	40.0
	3C	27,591	21,289	440	5,862	2.6	10,734	9,887	169	678	1.2	10,414	19.3	6,443	988	271	5,184	9.7
	D	37,164	36,381	315	468	3.6	2,139	1,651	167	321	0.2	34,407	63.9	618	323	148	147	0.9
품 종 별 수	1**	87,671	15,567	7	72,097	8.4	87,561	15,549	7	72,005	9.5	4	0.0	106	14	-	92	0.2
	1*	211,401	62,889	86	148,426	20.3	210,337	62,766	86	147,485	22.8	19	0.0	1,045	104	-	941	1.6
	1	306,056	147,899	790	157,367	29.4	300,897	147,360	788	152,749	32.7	113	0.2	5,046	426	2	4,618	7.6
	2	257,730	162,897	6,220	88,613	24.7	232,147	160,138	6,173	65,836	25.2	1,023	1.9	24,560	1,736	47	22,777	36.8
	3	141,554	83,172	27,424	30,958	13.6	87,863	60,656	22,674	4,533	9.5	18,308	34	35,383	4,208	4,750	26,425	53
품 종 별 수	A	276,027	129,128	27,147	119,752	26.5	273,118	128,571	25,880	118,667	29.7	175	0.3	2,734	382	1,267	1,085	4.1
	B	490,950	247,637	6,791	236,522	47.1	437,564	235,117	3,541	198,906	47.5	8,198	15.2	45,188	4,322	3,250	37,616	67.7
	C	237,435	95,659	589	141,187	22.8	208,123	82,781	307	125,035	22.6	11,094	20.6	18,218	1,784	282	16,152	27.3

주) 판정두수는 1998년부터 품종구분이 재분류됨
 젓소 : 젓소암(경산우), 육우 : 젓소암(미경산우), 젓소 수거세, 교잡우, 수입생우

Note) The breeds including number of cattle grading service are to be reclassified since 1998. dairy cattle, dairy heifer, male dairy cattle, castrated dairy, crossbred cattle, import cattle

연도별 등급판정두수

판정기간 : 2015.01.01.~12.31
판정장소 : 전국

Period : 2015.01.01~12.31
Place : the whole country

(단위 : 두, %)

(unit : head, %)

품 종 Species		전 체 Total					한 우 Hanwoo					젖 소 Dairy cattle		육 우 Beef cattle				
성 별 Sex		암 Female	수 Male	거세 Castrated	출현율 %		암 Female	수 Male	거세 Castrated	출현율 %		암 Female	출현율 %	암 Female	수 Male	거세 Castrated	출현율 %	
계 Total		1,007,001	489,971	28,561	488,469	100.0	883,593	413,195	24,615	445,783	100.0	66,485	100.0	56,923	10,291	3,946	42,686	100.0
품 종 별 수	1**A	22,432	3,827	6	18,599	2.2	22,429	3,827	6	18,596	2.5	-	-	3	-	-	3	0.0
	1**B	39,364	7,019	1	32,344	3.9	39,329	7,015	1	32,313	4.5	-	-	35	4	-	31	0.1
	1**C	27,042	4,665	2	22,375	2.7	27,007	4,664	1	22,342	3.1	-	-	35	1	1	33	0.1
	1*A	51,215	15,835	55	35,325	5.1	51,203	15,832	55	35,316	5.8	1	0.0	11	2	-	9	0.0
	1*B	110,380	31,204	28	79,148	11.0	110,058	31,169	28	78,861	12.5	2	0.0	320	33	-	287	0.6
	1*C	72,737	17,891	7	54,839	7.2	72,438	17,859	6	54,573	8.2	5	0.0	294	27	1	266	0.5
	1A	65,607	36,318	347	28,942	6.5	65,560	36,306	347	28,907	7.4	1	0.0	46	11	-	35	0.1
	1B	136,079	70,795	190	65,094	13.5	134,268	70,589	187	63,492	15.2	26	0.0	1,785	180	3	1,602	3.1
	1C	78,919	34,610	33	44,276	7.8	77,315	34,422	33	42,860	8.8	37	0.1	1,567	151	-	1,416	2.8
	2A	60,640	39,675	3,704	17,261	6.0	60,399	39,616	3,701	17,082	6.8	7	0.0	234	52	3	179	0.4
	2B	118,766	76,080	1,019	41,667	11.8	105,958	74,534	999	30,425	12.0	326	0.5	12,482	1,220	20	11,242	21.9
	2C	53,795	29,697	114	23,984	5.3	45,292	28,528	107	16,657	5.1	505	0.8	7,998	664	7	7,327	14.1
	3A	32,693	12,812	17,954	1,927	3.2	30,742	12,386	16,894	1,462	3.5	118	0.2	1,833	308	1,060	465	3.2
	3B	60,586	38,502	4,450	17,634	6.0	30,389	26,588	1,883	1,918	3.4	6,274	9.4	23,923	5,640	2,567	15,716	42.0
	3C	26,237	21,314	357	4,566	2.6	9,158	8,333	161	664	1.0	11,329	17.0	5,750	1,652	196	3,902	10.1
	D	50,509	49,727	294	488	5.0	2,048	1,527	206	315	0.2	47,854	72.0	607	346	88	173	1.1
품 종 별 수	1**	88,838	15,511	9	73,318	8.8	88,765	15,506	8	73,251	10.0	-	-	73	5	1	67	0.1
	1*	234,332	64,930	90	169,312	23.3	233,699	64,860	89	168,750	26.4	8	0.0	625	62	1	562	1.1
	1	280,605	141,723	570	138,312	27.9	277,143	141,317	567	135,259	31.4	64	0.1	3,398	342	3	3,053	6
	2	233,201	145,452	4,837	82,912	23.2	211,649	142,678	4,807	64,164	24.0	838	1.3	20,714	1,936	30	18,748	36.4
	3	119,516	72,628	22,761	24,127	11.9	70,289	47,307	18,938	4,044	8.0	17,721	26.7	31,506	7,600	3,823	20,083	55.3
품 종 별 수	A	232,587	108,467	22,066	102,054	23.1	230,333	107,967	21,003	101,363	26.1	127	0.2	2,127	373	1,063	691	3.7
	B	465,175	223,600	5,688	235,887	46.2	420,002	209,895	3,098	207,009	47.5	6,628	10	38,545	7,077	2,590	28,878	67.7
	C	258,730	108,177	513	150,040	25.7	231,210	93,806	308	137,096	26.2	11,876	17.9	15,644	2,495	205	12,944	27.5

주) 판정두수는 1998년부터 품종구분이 재분류됨
젓소 : 젓소암(경산우), 육우 : 젓소암(미경산우), 젓소 수거세, 교잡우, 수입생우

Note) The breeds including number of cattle grading service are to be reclassified since 1998. dairy cattle, dairy heifer, male dairy cattle, castrated dairy, crossbred cattle, import cattle

연도별 등급판정두수

판정기간 : 2016.01.01.~12.31
판정장소 : 전국

Period : 2016.01.01~12.31
Place : the whole country

(단위 : 두, %)

(unit : head, %)

품 종 Species		전 체 Total					한 우 Hanwoo					젖 소 Dairy cattle		육 우 Beef cattle				
성 별 Sex		암 Female	수 Male	거세 Castrated	출현율 %		암 Female	수 Male	거세 Castrated	출현율 %		암 Female	출현율 %	암 Female	수 Male	거세 Castrated	출현율 %	
계 Total		859,472	425,340	23,293	410,839	100.0	737,476	353,880	20,264	363,332	100.0	57,642	100.0	64,354	13,818	3,029	47,507	100.0
품 종 별 수	1**A	16,141	3,276	2	12,863	1.9	16,137	3,276	2	12,859	2.2	-	-	4	-	-	4	0.0
	1**B	31,667	6,708	3	24,956	3.7	31,641	6,703	3	24,935	4.3	-	-	26	5	-	21	0.0
	1**C	22,880	4,753	-	18,127	2.7	22,833	4,751	-	18,082	3.1	1	0.0	46	1	-	45	0.1
	1*A	41,738	13,101	32	28,605	4.9	41,729	13,099	32	28,598	5.7	-	-	9	2	-	7	0.0
	1*B	105,305	29,571	36	75,698	12.3	104,945	29,537	36	75,372	14.2	1	0.0	359	33	-	326	0.6
	1*C	77,674	20,044	9	57,621	9.0	77,188	19,971	9	57,208	10.5	5	0.0	481	68	-	413	0.7
	1A	45,089	27,138	332	17,619	5.2	45,061	27,128	332	17,601	6.1	-	-	28	10	-	18	0.0
	1B	107,071	60,683	192	46,196	12.5	105,091	60,369	191	44,531	14.3	25	0.0	1,955	289	1	1,665	3.0
	1C	68,946	35,157	28	33,761	8.0	66,653	34,836	27	31,790	9.0	33	0.1	2,260	288	1	1,971	3.5
	2A	43,010	28,433	2,976	11,601	5.0	42,830	28,353	2,974	11,503	5.8	4	0.0	176	76	2	98	0.3
	2B	97,905	61,197	986	35,722	11.4	82,959	58,632	956	23,371	11.2	269	0.5	14,677	2,296	30	12,351	22.8
	2C	55,194	30,572	133	24,489	6.4	42,523	28,565	118	13,840	5.8	471	0.8	12,200	1,536	15	10,649	19.0
	3A	25,064	9,265	14,420	1,379	2.9	23,396	8,818	13,451	1,127	3.2	94	0.2	1,574	353	969	252	2.4
	3B	51,497	31,129	3,611	16,757	6.0	23,369	19,941	1,821	1,607	3.2	4,537	7.9	23,591	6,651	1,790	15,150	36.7
	3C	26,597	21,217	312	5,068	3.1	9,328	8,544	158	626	1.3	10,889	18.9	6,380	1,784	154	4,442	9.9
	D	43,694	43,096	221	377	5.1	1,793	1,357	154	282	0.2	41,313	71.7	588	426	67	95	0.9
품 종 별 수	1**	70,688	14,737	5	55,946	8.2	70,611	14,730	5	55,876	9.6	1	0.0	76	6	-	70	0.1
	1*	224,717	62,716	77	161,924	26.1	223,862	62,607	77	161,178	30.4	6	0.0	849	103	-	746	1.3
	1	221,106	122,978	552	97,576	25.7	216,805	122,333	550	93,922	29.4	58	0.1	4,243	587	2	3,654	6.6
	2	196,109	120,202	4,095	71,812	22.8	168,312	115,550	4,048	48,714	22.8	744	1.3	27,053	3,908	47	23,098	42.0
	3	103,158	61,611	18,343	23,204	12.0	56,093	37,303	15,430	3,360	7.6	15,520	26.9	31,545	8,788	2,913	19,844	49.0
품 종 별 수	A	171,042	81,213	17,762	72,067	19.9	169,153	80,674	16,791	71,688	22.9	98	0.2	1,791	441	971	379	2.8
	B	393,445	189,288	4,828	199,329	45.8	348,005	175,182	3,007	169,816	47.2	4,832	8.4	40,608	9,274	1,821	29,513	63.1
	C	251,291	111,743	482	139,066	29.2	218,525	96,667	312	121,546	29.6	11,399	19.8	21,367	3,677	170	17,520	33.2

주) 판정두수는 1998년부터 품종구분이 재분류됨
젓소 : 젓소암(경산우), 육우 : 젓소암(미경산우), 젓소 수거세, 교잡우, 수입생우

Note) The breeds including number of cattle grading service are to be reclassified since 1998. dairy cattle, dairy heifer, male dairy cattle, castrated dairy, crossbred cattle, import cattle

연도별 등급판정두수

판정기간 : 2017.01.01.~12.31
판정장소 : 전국

Period : 2017.01.01~12.31
Place : the whole country

(단위 : 두, %)

(unit : head, %)

품 종 Species		전 체 Total					한 우 Hanwoo					젖 소 Dairy cattle		육 우 Beef cattle				
성 별 Sex		암 Female	수 Male	거세 Castrated	출현율 %		암 Female	수 Male	거세 Castrated	출현율 %		암 Female	출현율 %	암 Female	수 Male	거세 Castrated	출현율 %	
계 Total		873,438	404,001	21,196	448,241	100.0	742,536	339,355	18,100	385,081	100.0	52,482	100.0	78,420	12,164	3,096	63,160	100.0
품 종 별 수	1**A	16,462	3,162	3	13,297	1.9	16,462	3,162	3	13,297	2.2	-	-	-	-	-	-	-
	1**B	33,360	6,945	3	26,412	3.8	33,325	6,942	3	26,380	4.5	-	-	35	3	-	32	0.0
	1**C	25,066	5,033	1	20,032	2.9	25,001	5,028	1	19,972	3.4	-	-	65	5	-	60	0.1
	1*A	44,754	12,203	33	32,518	5.1	44,742	12,201	33	32,508	6.0	-	-	12	2	-	10	0.0
	1*B	115,877	29,990	26	85,861	13.3	115,325	29,928	26	85,371	15.5	1	0.0	551	61	-	490	0.7
	1*C	88,341	20,879	12	67,450	10.1	87,424	20,759	12	66,653	11.8	9	0.0	908	111	-	797	1.2
	1A	40,991	23,391	276	17,324	4.7	40,962	23,379	276	17,307	5.5	1	0.0	28	11	-	17	0.0
	1B	106,599	58,296	228	48,075	12.2	103,378	57,954	228	45,196	13.9	19	0.0	3,202	323	-	2,879	4.1
	1C	72,437	36,050	39	36,348	8.3	68,404	35,572	39	32,793	9.2	39	0.1	3,994	439	-	3,555	5.1
	2A	35,485	22,973	2,689	9,823	4.1	35,304	22,907	2,688	9,709	4.8	9	0.0	172	57	1	114	0.2
	2B	92,656	54,909	1,040	36,707	10.6	73,794	52,552	1,003	20,239	9.9	229	0.4	18,633	2,128	37	16,468	23.8
	2C	58,463	31,140	160	27,163	6.7	41,349	28,852	147	12,350	5.6	518	1.0	16,596	1,770	13	14,813	21.2
	3A	21,390	7,888	12,310	1,192	2.4	19,940	7,540	11,453	947	2.7	147	0.3	1,303	201	857	245	1.7
	3B	52,463	29,100	3,769	19,594	6.0	24,087	20,863	1,780	1,444	3.2	3,269	6.2	25,107	4,968	1,989	18,150	32.0
	3C	29,963	23,717	351	5,895	3.4	11,018	10,209	197	612	1.5	11,799	22.5	7,146	1,709	154	5,283	9.1
	D	39,131	38,325	256	550	4.5	2,021	1,507	211	303	0.3	36,442	69.4	668	376	45	247	0.9
품 종 별 수	1**	74,888	15,140	7	59,741	8.6	74,788	15,132	7	59,649	10.1	-	-	100	8	-	92	0.1
	1*	248,972	63,072	71	185,829	28.5	247,491	62,888	71	184,532	33.3	10	0.0	1,471	174	-	1,297	1.9
	1	220,027	117,737	543	101,747	25.2	212,744	116,905	543	95,296	28.7	59	0.1	7,224	773	-	6,451	9.2
	2	186,604	109,022	3,889	73,693	21.4	150,447	104,311	3,838	42,298	20.3	756	1.4	35,401	3,955	51	31,395	45.1
	3	103,816	60,705	16,430	26,681	11.9	55,045	38,612	13,430	3,003	7.4	15,215	29.0	33,556	6,878	3,000	23,678	42.8
품 종 별 수	A	159,082	69,617	15,311	74,154	18.2	157,410	69,189	14,453	73,768	21.2	157	0.3	1,515	271	858	386	1.9
	B	400,955	179,240	5,066	216,649	45.9	349,909	168,239	3,040	178,630	47.1	3,518	6.7	47,528	7,483	2,026	38,019	60.6
	C	274,270	116,819	563	156,888	31.4	233,196	100,420	396	132,380	31.4	12,365	23.6	28,709	4,034	167	24,508	36.6

주) 판정두수는 1998년부터 품종구분이 재분류됨
젓소 : 젓소암(경산우), 육우 : 젓소암(미경산우), 젓소 수거세, 교잡우, 수입생우

Note) The breeds including number of cattle grading service are to be reclassified since 1998. dairy cattle, dairy heifer, male dairy cattle, castrated dairy, crossbred cattle, import cattle

연도별 등급판정두수

판정기간 : 2018.01.01.~12.31
판정장소 : 전국

Period : 2018.01.01~12.31
Place : the whole country

(단위 : 두, %)

(unit : head, %)

품 종 Species		전 체 Total					한 우 Hanwoo					젖 소 Dairy cattle		육 우 Beef cattle				
성 별 Sex		암 Female	수 Male	거세 Castrated	출현율 %		암 Female	수 Male	거세 Castrated	출현율 %		암 Female	출현율 %	암 Female	수 Male	거세 Castrated	출현율 %	
계 Total		861,782	390,687	20,102	450,993	100.0	736,354	328,350	17,048	390,956	100.0	52,927	100.0	72,501	9,410	3,054	60,037	100.0
품 종 별 수	1**A	18,812	3,467	4	15,341	2.2	18,808	3,466	4	15,338	2.6	-	-	4	1	-	3	-
	1**B	40,626	7,818	-	32,808	4.7	40,593	7,817	-	32,776	5.5	1	-	32	-	-	32	-
	1**C	30,466	5,445	1	25,020	3.5	30,423	5,440	1	24,982	4.1	1	-	42	4	-	38	0.1
	1*A	39,430	11,920	42	27,468	4.6	39,421	11,916	42	27,463	5.4	-	-	9	4	-	5	-
	1*B	105,052	29,075	29	75,948	12.2	104,531	29,026	29	75,476	14.2	2	-	519	47	-	472	0.7
	1*C	80,163	18,736	8	61,419	9.3	79,543	18,668	8	60,867	10.8	4	-	616	64	-	552	0.8
	1A	41,954	22,864	326	18,764	4.9	41,918	22,853	326	18,739	5.7	1	-	35	10	-	25	-
	1B	111,042	56,161	258	54,623	12.9	108,264	55,938	256	52,070	14.7	25	-	2,753	198	2	2,553	3.8
	1C	76,538	34,051	50	42,437	8.9	73,575	33,719	49	39,807	10.0	52	0.1	2,911	280	1	2,630	4.0
	2A	32,752	21,497	2,643	8,612	3.8	32,550	21,453	2,642	8,455	4.4	4	-	198	40	1	157	0.3
	2B	90,980	52,903	1,193	36,884	10.6	71,914	51,084	1,111	19,719	9.8	272	0.5	18,794	1,547	82	17,165	25.9
	2C	51,736	28,310	164	23,262	6.0	38,713	26,684	138	11,891	5.3	486	0.9	12,537	1,140	26	11,371	17.3
	3A	19,470	7,517	10,847	1,106	2.3	18,391	7,261	10,373	757	2.5	118	0.2	961	138	474	349	1.3
	3B	57,024	31,132	3,905	21,987	6.6	24,880	21,462	1,698	1,720	3.4	5,487	10.4	26,657	4,183	2,207	20,267	36.8
	3C	28,568	23,308	414	4,846	3.3	10,817	10,043	196	578	1.5	11,798	22.3	5,953	1,467	218	4,268	8.2
	D	37,169	36,483	218	468	4.3	2,013	1,520	175	318	0.3	34,676	65.5	480	287	43	150	0.7
품 종 별 수	1**	89,904	16,730	5	73,169	10.4	89,824	16,723	5	73,096	12.2	2	-	78	5	-	73	0.1
	1*	224,645	59,731	79	164,835	26.1	223,495	59,610	79	163,806	30.4	6	-	1,144	115	-	1,029	1.6
	1	229,534	113,076	634	115,824	26.6	223,757	112,510	631	110,616	30.4	78	0.1	5,699	488	3	5,208	7.9
	2	175,468	102,710	4,000	68,758	20.4	143,177	99,221	3,891	40,065	19.4	762	1.4	31,529	2,727	109	28,693	43.5
	3	105,062	61,957	15,166	27,939	12.2	54,088	38,766	12,267	3,055	7.3	17,403	32.9	33,571	5,788	2,899	24,884	46.3
품 종 별 수	A	152,418	67,265	13,862	71,291	17.7	151,088	66,949	13,387	70,752	20.5	123	0.2	1,207	193	475	539	1.7
	B	404,724	177,089	5,385	222,250	47.0	350,182	165,327	3,094	181,761	47.6	5,787	10.9	48,755	5,975	2,291	40,489	67.2
	C	267,471	109,850	637	156,984	31.0	233,071	94,554	392	138,125	31.7	12,341	23.3	22,059	2,955	245	18,859	30.4

주) 판정두수는 1998년부터 품종구분이 재분류됨
젓소 : 젓소암(경산우), 육우 : 젓소암(미경산우), 젓소 수거세, 교잡우, 수입생우

Note) The breeds including number of cattle grading service are to be reclassified since 1998. dairy cattle, dairy heifer, male dairy cattle, castrated dairy, crossbred cattle, import cattle

연도별 등급판정두수

판정기간 : 2019.01.01.~12.31
판정장소 : 전국

Period : 2019.01.01~12.31
Place : the whole country

(단위 : 두, %)

(unit : head, %)

품 종 Species		전 체 Total					한 우 Hanwoo					젖 소 Dairy cattle		육 우 Beef cattle				
		암 Female	수 Male	거세 Castrated	출현율 %		암 Female	수 Male	거세 Castrated	출현율 %		암 Female	출현율 %		암 Female	수 Male	거세 Castrated	출현율 %
성 별 Sex																		
계 Total		884,635	400,273	12,688	471,674	100.0	765,297	341,122	10,757	413,418	100.0	50,714	100.0	68,624	8,437	1,931	58,256	100.0
유 급 별 수	1**A	26,858	5,518	4	21,336	3.0	26,851	5,517	4	21,330	3.5	-	-	7	1	-	6	0.0
	1**B	54,957	11,060	4	43,893	6.2	54,864	11,048	4	43,812	7.2	1	0.0	92	11	-	81	0.1
	1**C	38,715	7,713	3	30,999	4.4	38,595	7,699	3	30,893	5.0	2	0.0	118	12	-	106	0.2
	1*A	40,379	13,053	20	27,306	4.6	40,365	13,052	20	27,293	5.3	-	-	14	1	-	13	0.0
	1*B	104,615	30,812	21	73,782	11.8	103,969	30,759	21	73,189	13.6	4	0.0	642	49	-	593	0.9
	1*C	73,304	19,700	16	53,588	8.3	72,432	19,606	16	52,810	9.5	14	0.0	858	80	-	778	1.3
	1A	43,641	22,096	161	21,384	4.9	43,596	22,088	161	21,347	5.7	-	-	45	8	-	37	0.1
	1B	114,748	54,770	117	59,861	13.0	111,970	54,534	116	57,320	14.6	14	0.0	2,764	222	1	2,541	4.0
	1C	77,115	34,477	38	42,600	8.7	73,487	34,186	35	39,266	9.6	35	0.1	3,593	256	3	3,334	5.2
	2A	32,542	21,075	1,431	10,036	3.7	32,298	21,020	1,428	9,850	4.2	8	0.0	236	47	3	186	0.3
	2B	88,761	51,152	781	36,828	10.0	71,632	49,491	716	21,425	9.4	291	0.6	16,838	1,370	65	15,403	24.5
	2C	53,589	28,839	156	24,594	6.1	38,790	27,311	137	11,342	5.1	485	1.0	14,314	1,043	19	13,252	20.9
	3A	16,125	8,561	6,501	1,063	1.8	15,150	8,249	6,189	712	2.0	178	0.4	797	134	312	351	1.2
	3B	55,448	33,727	2,772	18,949	6.3	26,419	23,168	1,470	1,781	3.5	6,909	13.6	22,120	3,650	1,302	17,168	32.2
	3C	29,986	24,727	359	4,900	3.4	12,514	11,672	177	665	1.6	11,775	23.2	5,697	1,280	182	4,235	8.3
	D	33,852	32,993	304	555	3.8	2,365	1,722	260	383	0.3	30,998	61.1	489	273	44	172	0.7
유 급 별	1**	120,530	24,291	11	96,228	13.6	120,310	24,264	11	96,035	15.7	3	0.0	217	24	-	193	0.3
	1*	218,298	63,565	57	154,676	24.7	216,766	63,417	57	153,292	28.3	18	0.0	1,514	130	-	1,384	2.2
	1	235,504	111,343	316	123,845	26.6	229,053	110,808	312	117,933	29.9	49	0.1	6,402	486	4	5,912	9.3
	2	174,892	101,066	2,368	71,458	19.8	142,720	97,822	2,281	42,617	18.6	784	1.5	31,388	2,460	87	28,841	45.7
	3	101,559	67,015	9,632	24,912	11.5	54,083	43,089	7,836	3,158	7.1	18,862	37.2	28,614	5,064	1,796	21,754	41.7
유 급 별	A	159,545	70,303	8,117	81,125	18.0	158,260	69,926	7,802	80,532	20.7	186	0.4	1,099	191	315	593	1.6
	B	418,529	181,521	3,695	233,313	47.3	368,854	169,000	2,327	197,527	48.2	7,219	14.2	42,456	5,302	1,368	35,786	61.9
	C	272,709	115,456	572	156,681	30.8	235,818	100,474	368	134,976	30.8	12,311	24.3	24,580	2,671	204	21,705	35.8

주) 판정두수는 1998년부터 품종구분이 재분류됨
젓소 : 젓소암(경산우), 육우 : 젓소암(미경산우), 젓소 수거세, 교잡우, 수입생우

Note) The breeds including number of cattle grading service are to be reclassified since 1998. dairy cattle, dairy heifer, male dairy cattle, castrated dairy, crossbred cattle, import cattle

연도별 등급판정두수

판정기간 : 2020.01.01.~12.31
판정장소 : 전국

Period : 2020.01.01~12.31
Place : the whole country

(단위 : 두, %)

(unit : head, %)

품 종 Species		전 체 Total					한 우 Hanwoo					젖 소 Dairy cattle		육 우 Beef cattle				
성 별 Sex		암 Female	수 Male	거세 Castrated	출현율 %		암 Female	수 Male	거세 Castrated	출현율 %	암 Female	출현율 %		암 Female	수 Male	거세 Castrated	출현율 %	
계 Total		890,423	410,772	11,484	468,167	100.0	762,749	347,083	9,881	405,785	100.0	55,483	100.0	72,191	8,206	1,603	62,382	100.0
유 급 별 수 급 별	1**A	48,345	9,768	2	38,575	5.4	48,302	9,766	2	38,534	6.3	1	0.0	42	1	-	41	0.1
	1**B	83,245	19,367	5	63,873	9.3	83,030	19,347	5	63,678	10.9	-	-	215	20	-	195	0.3
	1**C	40,440	10,021	2	30,417	4.5	40,236	9,994	2	30,240	5.3	2	0.0	202	25	-	177	0.3
	1*A	45,890	15,158	9	30,723	5.2	45,731	15,146	9	30,576	6.0	2	0.0	157	10	-	147	0.2
	1*B	99,586	35,039	33	64,514	11.2	98,643	34,951	33	63,659	12.9	9	0.0	934	79	-	855	1.3
	1*C	50,776	18,574	17	32,185	5.7	49,917	18,464	17	31,436	6.5	12	0.0	847	98	-	749	1.2
	1A	47,074	21,604	42	25,428	5.3	46,465	21,572	42	24,851	6.1	2	0.0	607	30	-	577	0.8
	1B	105,923	50,476	149	55,298	11.9	102,210	50,234	148	51,828	13.4	41	0.1	3,672	201	1	3,470	5.1
	1C	53,859	25,831	89	27,939	6.0	50,709	25,477	88	25,144	6.6	40	0.1	3,110	314	1	2,795	4.3
	2A	39,467	23,121	329	16,017	4.4	36,078	22,952	326	12,800	4.7	16	0.0	3,373	153	3	3,217	4.7
	2B	90,614	50,511	1,223	38,880	10.2	71,422	48,778	1,197	21,447	9.4	373	0.7	18,819	1,360	26	17,433	26.1
	2C	44,321	24,510	531	19,280	5.0	31,623	22,984	505	8,134	4.1	459	0.8	12,239	1,067	26	11,146	17.0
	3A	19,401	11,172	3,336	4,893	2.2	14,003	10,138	2,856	1,009	1.8	525	0.9	4,873	509	480	3,884	6.8
	3B	57,767	37,485	4,523	15,759	6.5	30,247	24,741	3,729	1,777	4.0	9,574	17.3	17,946	3,170	794	13,982	24.9
	3C	26,914	21,953	949	4,012	3.0	12,197	11,070	710	417	1.6	9,950	17.9	4,767	933	239	3,595	6.6
	D	36,801	36,182	245	374	4.1	1,936	1,469	212	255	0.3	34,477	62.1	388	236	33	119	0.5
유 급 별	1**	172,030	39,156	9	132,865	19.3	171,568	39,107	9	132,452	22.5	3	0.0	459	46	-	413	0.6
	1*	196,252	68,771	59	127,422	22.0	194,291	68,561	59	125,671	25.5	23	0.0	1,938	187	-	1,751	2.7
	1	206,856	97,911	280	108,665	23.2	199,384	97,283	278	101,823	26.1	83	0.1	7,389	545	2	6,842	10.2
	2	174,402	98,142	2,083	74,177	19.6	139,123	94,714	2,028	42,381	18.2	848	1.5	34,431	2,580	55	31,796	47.7
	3	104,082	70,610	8,808	24,664	11.7	56,447	45,949	7,295	3,203	7.4	20,049	36.1	27,586	4,612	1,513	21,461	38.2
유 급 별	A	200,177	80,823	3,718	115,636	22.5	190,579	79,574	3,235	107,770	25.0	546	1.0	9,052	703	483	7,866	12.5
	B	437,135	192,878	5,933	238,324	49.1	385,552	178,051	5,112	202,389	50.5	9,997	18.0	41,586	4,830	821	35,935	57.6
	C	216,310	100,889	1,588	113,833	24.3	184,682	87,989	1,322	95,371	24.2	10,463	18.9	21,165	2,437	266	18,462	29.3

주) 판정두수는 1998년부터 품종구분이 재분류됨
젖소 : 젖소임(경산우), 육우 : 젖소임(미경산우), 젖소 수거세, 교잡우, 수입생우

Note) The breeds including number of cattle grading service are to be reclassified since 1998. dairy cattle, dairy heifer, male dairy cattle, castrated dairy, crossbred cattle, import cattle

연도별 등급판정두수

판정기간 : 2021.01.01~12.31
판정장소 : 전국

Period : 2021.01.01~12.31
Place : the whole country

(단위 : 두, %)

(unit : head, %)

품 종 Species		전 체 Total				한 우 Hanwoo				젖 소 Dairy cattle		육 우 Beef cattle						
		암 Female	수 Male	거세 Castrated	출현율 %	암 Female	수 Male	거세 Castrated	출현율 %	암 Female	출현율 %	암 Female	수 Male	거세 Castrated	출현율 %			
성 별 Sex																		
계 Total		932,208	429,492	9,895	492,821	100.0	794,238	358,818	8,409	427,011	100.0	59,936	100.0	78,034	10,738	1,486	65,810	100.0
우 Grade	1**A	52,889	11,029	-	41,860	5.7	52,817	11,024	-	41,793	6.7	1	0.0	71	4	-	67	0.1
	1**B	95,274	21,737	6	73,531	10.2	94,926	21,719	6	73,201	12.0	1	0.0	347	17	-	330	0.4
	1**C	41,794	10,335	3	31,456	4.5	41,490	10,311	3	31,176	5.2	-	-	304	24	-	280	0.4
	1*A	47,500	16,136	8	31,356	5.1	47,304	16,123	8	31,173	6.0	1	0.0	195	12	-	183	0.2
	1*B	108,697	36,985	26	71,686	11.7	107,432	36,893	26	70,513	13.5	3	0.0	1,262	89	-	1,173	1.6
	1*C	51,061	18,437	27	32,597	5.5	49,944	18,334	27	31,583	6.3	3	0.0	1,114	100	-	1,014	1.4
	1A	46,141	21,894	36	24,211	4.9	45,560	21,864	36	23,660	5.7	5	0.0	576	25	-	551	0.7
	1B	110,741	52,133	148	58,460	11.9	106,627	51,879	147	54,601	13.4	30	0.1	4,084	224	1	3,859	5.2
	1C	52,316	25,333	83	26,900	5.6	48,644	25,016	82	23,546	6.1	28	0.0	3,644	289	1	3,354	4.7
	2A	37,364	23,015	296	14,053	4.0	34,491	22,749	296	11,446	4.3	28	0.0	2,845	238	-	2,607	3.6
	2B	94,241	52,484	1,110	40,647	10.1	74,282	50,399	1,078	22,805	9.4	410	0.7	19,549	1,675	32	17,842	25.1
	2C	44,640	23,760	440	20,440	4.8	30,345	22,231	423	7,691	3.8	362	0.6	13,933	1,167	17	12,749	17.9
	3A	18,575	11,840	2,717	4,018	2.0	13,352	10,311	2,228	813	1.7	726	1.2	4,497	803	489	3,205	5.8
3B	64,527	43,819	3,990	16,718	6.9	32,667	27,104	3,283	2,280	4.1	12,084	20.2	19,776	4,631	707	14,438	25.3	
3C	28,404	23,264	706	4,434	3.0	12,140	11,260	494	386	1.5	10,813	18.0	5,451	1,191	212	4,048	7.0	
D	38,044	37,291	299	454	4.1	2,217	1,601	272	344	0.3	35,441	59.1	386	249	27	110	0.5	
양 Quality grade	1**	189,957	43,101	9	146,847	20.4	189,233	43,054	9	146,170	23.8	2	0.0	722	45	-	677	0.9
	1*	207,258	71,558	61	135,639	22.2	204,680	71,350	61	133,269	25.8	7	0.0	2,571	201	-	2,370	3.3
	1	209,198	99,360	267	109,571	22.4	200,831	98,759	265	101,807	25.3	63	0.1	8,304	538	2	7,764	10.6
	2	176,245	99,259	1,846	75,140	18.9	139,118	95,379	1,797	41,942	17.5	800	1.3	36,327	3,080	49	33,198	46.6
	3	111,506	78,923	7,413	25,170	12.0	58,159	48,675	6,005	3,479	7.3	23,623	39.4	29,724	6,625	1,408	21,691	38.1
돼 Yield grade	A	202,469	83,914	3,057	115,498	21.7	193,524	82,071	2,568	108,885	24.4	761	1.3	8,184	1,082	489	6,613	10.5
	B	473,480	207,158	5,280	261,042	50.8	415,934	187,994	4,540	223,400	52.4	12,528	20.9	45,018	6,636	740	37,642	57.7
	C	218,215	101,129	1,259	115,827	23.4	182,563	87,152	1,029	94,382	23.0	11,206	18.7	24,446	2,771	230	21,445	31.3

주) 판정두수는 1998년부터 품종구분이 재분류됨
 절소: 절소암(경산우), 육우: 절소암(미경산우), 절소 수거세, 교잡우, 수입생우

Note) The breeds including number of cattle grading service are to be reclassified since 1998. dairy cattle, dairy heifer, male dairy cattle, castrated dairy, crossbred cattle, import cattle

연도별 등급판정두수

판정기간 : 2022.01.01.~12.31
판정장소 : 전국

Period : 2022.01.01~12.31
Place : the whole country

(단위 : 두, %)

(unit : head, %)

품 종 Species		전 체 Total					한 우 Hanwoo					젖 소 Dairy cattle		육 소 Beef cattle				
성 별 Sex		암 Female	수 Male	거세 Castrated	출현율 %		암 Female	수 Male	거세 Castrated	출현율 %	암 Female	출현율 %		암 Female	수 Male	거세 Castrated	출현율 %	
계 Total		1,011,396	484,669	7,154	519,573	100.0	869,147	411,875	6,043	451,229	100.0	59,492	100.0	82,757	13,302	1,111	68,344	100.0
배 타 개 체 판 정 수 Grade	1**A	68,363	13,539	3	54,821	6.8	68,258	13,535	3	54,720	7.9	-	-	105	4	-	101	0.1
	1**B	109,180	25,111	9	84,060	10.8	108,790	25,073	9	83,708	12.5	1	0.0	389	37	-	352	0.5
	1**C	45,730	11,257	8	34,465	4.5	45,508	11,229	8	34,271	5.2	-	-	222	28	-	194	0.3
	1*A	56,602	20,083	2	36,517	5.6	56,355	20,062	2	36,291	6.5	-	-	247	21	-	226	0.3
	1*B	116,046	42,915	26	73,105	11.5	114,694	42,798	26	71,870	13.2	-	-	1,352	117	-	1,235	1.6
	1*C	49,977	19,467	24	30,486	4.9	48,898	19,378	24	29,496	5.6	2	0.0	1,077	87	-	990	1.3
	1A	54,597	27,185	24	27,388	5.4	53,937	27,140	24	26,773	6.2	1	0.0	659	44	-	615	0.8
	1B	115,696	58,902	101	56,693	11.4	111,216	58,541	101	52,574	12.8	28	0.0	4,452	333	-	4,119	5.4
	1C	49,446	25,899	71	23,476	4.9	45,770	25,541	70	20,159	5.3	28	0.0	3,648	330	1	3,317	4.4
	2A	43,925	28,629	218	15,078	4.3	40,715	28,285	216	12,214	4.7	23	0.0	3,187	321	2	2,864	3.9
	2B	101,007	60,970	709	39,328	10.0	78,722	58,495	699	19,528	9.1	350	0.6	21,935	2,125	10	19,800	26.5
	2C	43,021	23,764	316	18,941	4.3	28,391	22,225	313	5,853	3.3	271	0.5	14,359	1,268	3	13,088	17.4
	3A	21,532	15,224	2,041	4,267	2.1	15,757	13,277	1,674	806	1.8	787	1.3	4,988	1,160	367	3,461	6.0
	3B	72,228	52,787	2,817	16,624	7.1	38,609	34,001	2,316	2,292	4.4	13,098	22.0	20,521	5,688	501	14,332	24.8
	3C	26,736	22,353	559	3,824	2.6	11,511	10,804	363	344	1.3	10,251	17.2	4,974	1,298	196	3,480	6.0
	D	37,310	36,584	226	500	3.7	2,016	1,491	195	330	0.2	34,652	58.2	642	441	31	170	0.8
양 재 개 체 판 정 수 Qualitygrade	1**	223,273	49,907	20	173,346	22.1	222,556	49,837	20	172,699	25.6	1	0.0	716	69	-	647	0.9
	1*	222,625	82,465	52	140,108	22.0	219,947	82,238	52	137,657	25.3	2	0.0	2,676	225	-	2,451	3.2
	1	219,739	111,986	196	107,557	21.7	210,923	111,222	195	99,506	24.3	57	0.1	8,759	707	1	8,051	10.6
	2	187,953	113,363	1,243	73,347	18.6	147,828	109,005	1,228	37,595	17.0	644	1.1	39,481	3,714	15	35,752	47.7
	3	120,496	90,364	5,417	24,715	11.9	65,877	58,082	4,353	3,442	7.6	24,136	40.6	30,483	8,146	1,064	21,273	36.8
양 재 개 체 판 정 수 Yieldgrade	A	245,019	104,660	2,288	138,071	24.2	235,022	102,299	1,919	130,804	27.0	811	1.4	9,186	1,550	369	7,267	11.1
	B	514,157	240,685	3,662	269,810	50.8	452,031	218,908	3,151	229,972	52.0	13,477	22.7	48,649	8,300	511	39,838	58.8
	C	214,910	102,740	978	111,192	21.2	180,078	89,177	778	90,123	20.7	10,552	17.7	24,280	3,011	200	21,069	29.3

주) 판정두수는 1998년부터 품종구분이 재분류됨
젖소 : 젖소암(경산우), 육우 : 젖소암(미경산우), 젖소 수·거세, 교잡우, 수입생우

Note) The breeds including number of cattle grading service are to be reclassified since 1998. dairy cattle, dairy heifer, male dairy cattle, castrated dairy, crossbred cattle, import cattle

연도별 등급판정두수

판정기간 : 2023.01.01.~12.31
판정장소 : 전국

Period : 2023.01.01~12.31
Place : the whole country

(단위 : 두, %)

(unit : head, %)

품 종 Species		전 체 Total					한 우 Hanwoo					젖 소 Dairy cattle		육 소 Beef cattle				
성 별 Sex		암 Female	수 Male	거세 Castrated	출현율 %		암 Female	수 Male	거세 Castrated	출현율 %		암 Female	출현율 %	암 Female	수 Male	거세 Castrated	출현율 %	
계 Total		1,061,509	532,205	6,110	523,194	100.0	929,411	469,280	5,027	455,104	100.0	51,095	100.0	81,003	11,830	1,083	68,090	100.0
배 타 개 체 판 정 수 Grade	1**A	71,766	15,854	4	55,908	6.8	71,669	15,842	4	55,823	7.7	-	-	97	12	-	85	0.1
	1**B	115,500	28,236	7	87,257	10.9	115,166	28,205	7	86,954	12.4	1	0.0	333	30	-	303	0.4
	1**C	48,496	13,072	2	35,422	4.6	48,260	13,046	2	35,212	5.2	-	-	236	26	-	210	0.3
	1*A	60,347	23,632	7	36,708	5.7	60,103	23,617	7	36,479	6.5	1	0.0	243	14	-	229	0.3
	1*B	120,586	48,092	27	72,467	11.4	119,250	47,979	27	71,244	12.8	4	0.0	1,332	109	-	1,223	1.6
	1*C	51,661	21,905	13	29,743	4.9	50,726	21,788	13	28,925	5.5	5	0.0	930	112	-	818	1.1
	1A	61,706	33,224	20	28,462	5.8	60,924	33,162	20	27,742	6.6	1	0.0	781	61	-	720	1.0
	1B	124,498	67,351	90	57,057	11.7	119,954	66,952	89	52,913	12.9	29	0.1	4,515	370	1	4,144	5.6
	1C	50,453	27,837	63	22,553	4.8	47,437	27,527	62	19,848	5.1	16	0.0	3,000	294	1	2,705	3.7
	2A	52,077	35,959	212	15,906	4.9	48,201	35,532	209	12,460	5.2	28	0.1	3,848	399	3	3,446	4.8
	2B	105,260	66,845	593	37,822	9.9	83,371	64,551	587	18,233	9.0	299	0.6	21,590	1,995	6	19,589	26.7
	2C	39,596	23,932	219	15,445	3.7	28,215	22,639	215	5,361	3.0	189	0.4	11,192	1,104	4	10,084	13.8
	3A	26,018	18,544	1,841	5,633	2.5	18,924	16,532	1,500	892	2.0	856	1.7	6,238	1,156	341	4,741	7.7
	3B	76,356	55,873	2,224	18,259	7.2	43,138	39,012	1,831	2,295	4.6	12,213	23.9	21,005	4,648	393	15,964	25.9
	3C	23,943	19,424	530	3,989	2.3	11,497	10,891	264	342	1.2	7,476	14.6	4,970	1,057	266	3,647	6.1
	D	33,246	32,425	258	563	3.1	2,576	2,005	190	381	0.3	29,977	58.7	693	443	68	182	0.9
양 재 개 체 판 정 수 Qualitygrade	1**	235,762	57,162	13	178,587	22.2	235,095	57,093	13	177,989	25.3	1	0.0	666	68	-	598	0.8
	1*	232,594	93,629	47	138,918	21.9	230,079	93,384	47	136,648	24.8	10	0.0	2,505	235	-	2,270	3.1
	1	236,657	128,412	173	108,072	22.3	228,315	127,641	171	100,503	24.6	46	0.1	8,296	725	2	7,569	10.2
	2	196,933	126,736	1,024	69,173	18.6	159,787	122,722	1,011	36,054	17.2	516	1.0	36,630	3,498	13	33,119	45.2
	3	126,317	93,841	4,595	27,881	11.9	73,559	66,435	3,595	3,529	7.9	20,545	40.2	32,213	6,861	1,000	24,352	39.8
양 재 개 체 판 정 수 Yieldgrade	A	271,914	127,213	2,084	142,617	25.6	259,821	124,685	1,740	133,396	28.0	886	1.7	11,207	1,642	344	9,221	13.8
	B	542,200	266,397	2,941	272,862	51.1	480,879	246,699	2,541	231,639	51.7	12,546	24.6	48,775	7,152	400	41,223	60.2
	C	214,149	106,170	827	107,152	20.2	186,135	95,891	556	89,688	20.0	7,686	15.0	20,328	2,593	271	17,464	25.1

주) 판정두수는 1998년부터 품종구분이 재분류됨
젖소 : 젖소암(경산우), 육우 : 젖소암(미경산우), 젖소 수·거세, 교잡우, 수입생우

Note) The breeds including number of cattle grading service are to be reclassified since 1998. dairy cattle, dairy heifer, male dairy cattle, castrated dairy, crossbred cattle, import cattle

연도별 등급판정두수

판정기간 : 2024.01.01.~12.31

판정장소 : 전국

Period : 2024.01.01~12.31

Place : the whole country

(단위 : 두, %)

(unit : head, %)

품 종 Species		전 체 Total					한 우 Hanwoo					젖 소 Dairy cattle		육 소 Beef cattle				
성 별 Sex		암 Female	수 Male	거세 Castrated	출현율 %		암 Female	수 Male	거세 Castrated	출현율 %		암 Female	출현율 %	암 Female	수 Male	거세 Castrated	출현율 %	
계 Total		1,108,193	548,003	6,221	553,969	100.0	990,412	487,310	4,978	498,124	100.0	51,905	100.0	65,876	8,788	1,243	55,845	100.0
배 타 개 체 한 우 수	1**A	85,527	20,700	-	64,827	7.7	85,443	20,697	-	64,746	8.6	-	-	84	3	-	81	0.1
	1**B	128,238	34,871	3	93,364	11.6	127,941	34,851	3	93,087	12.9	1	0.0	296	19	-	277	0.4
	1**C	52,873	15,976	5	36,892	4.8	52,690	15,956	5	36,729	5.3	1	0	182	19	-	163	0.3
	1*A	70,350	26,803	2	43,545	6.3	70,083	26,789	2	43,292	7.1	-	-	267	14	-	253	0.4
	1*B	126,934	51,331	23	75,580	11.5	125,861	51,251	23	74,587	12.7	4	0.0	1,069	76	-	993	1.6
	1*C	54,171	22,903	12	31,256	4.9	53,470	22,826	12	30,632	5.4	3	0.0	698	74	-	624	1.1
	1A	73,055	37,934	20	35,101	6.6	72,413	37,892	20	34,501	7.3	3	0.0	639	39	-	600	1.0
	1B	126,007	68,141	69	57,797	11.4	122,612	67,889	69	54,654	12.4	28	0.1	3,367	224	-	3,143	5.1
	1C	51,172	28,301	52	22,819	4.6	48,883	28,103	52	20,728	4.9	17	0.0	2,272	181	-	2,091	3.4
	2A	58,145	38,722	200	19,223	5.2	54,952	38,412	195	16,345	5.5	25	0.0	3,168	285	5	2,878	4.8
	2B	97,619	62,813	537	34,269	8.8	80,996	61,338	526	19,132	8.2	308	0.6	16,315	1,167	11	15,137	24.8
	2C	33,835	20,885	178	12,772	3.1	25,601	20,094	172	5,335	2.6	180	0.3	8,054	611	6	7,437	12.2
	3A	25,199	17,676	2,118	5,405	2.3	19,125	16,096	1,715	1,314	1.9	753	1.5	5,321	827	403	4,091	8.1
	3B	70,235	50,973	2,271	16,991	6.3	39,154	34,878	1,790	2,486	4.0	12,068	23.3	19,013	4,027	481	14,505	28.9
	3C	21,206	16,940	558	3,708	1.9	9,015	8,481	268	266	0.9	7,606	14.7	4,585	853	290	3,442	7.0
	D	33,627	33,034	173	420	3.0	2,173	1,757	126	290	0.2	30,908	59.5	546	369	47	130	0.8
양 재 개 체	1**	266,638	71,547	8	195,083	24.1	266,074	71,504	8	194,562	26.9	2	0.0	562	41	-	521	0.9
	1*	251,455	101,037	37	150,381	22.7	249,414	100,866	37	148,511	25.2	7	0.0	2,034	164	-	1,870	3.1
	1	250,234	134,376	141	115,717	22.6	243,908	133,884	141	109,883	24.6	48	0.1	6,278	444	-	5,834	9.5
	2	189,599	122,420	915	66,264	17.1	161,549	119,844	893	40,812	16.3	513	1.0	27,537	2,063	22	25,452	41.8
	3	116,640	85,589	4,947	26,104	10.5	67,294	59,455	3,773	4,066	6.8	20,427	39.4	28,919	5,707	1,174	22,038	43.9
양 재 개 체	A	312,276	141,835	2,340	168,101	28.2	302,016	139,886	1,932	160,198	30.5	781	1.5	9,479	1,168	408	7,903	14.4
	B	549,033	268,129	2,903	278,001	49.5	496,564	250,207	2,411	243,946	50.1	12,409	23.9	40,060	5,513	492	34,055	60.8
	C	213,257	105,005	805	107,447	19.2	189,659	95,460	509	93,690	19.1	7,807	15.0	15,791	1,738	296	13,757	24.0

주) 판정두수는 1998년부터 품종구분이 재분류됨
 젖소 : 젖소암(경산우), 육우 : 젖소암(미경산우), 젖소 수·거세, 교잡우, 수입생우

Note) The breeds including number of cattle grading service are to be reclassified since 1998. dairy cattle, dairy heifer, male dairy cattle, castrated dairy, crossbred cattle, import cattle

2. 도매시장 경락가격

Auction price of beef carcass by wholesale market

가. 품종별, 성별 경락가격

Auction price of beef carcass by species and sex

판정장소 : 전국 도매시장

Place : Wholesale Center

(단위 : 원/kg)

(unit : won/kg)

연도	한우 Hanwoo				젖소 Dairy cattle				육우 Beef cattle				교잡우 Crossbred cattle			
	계 Total	암 Female	수 Male	거세 Castrated	계 Total	암 Female	수 Male	거세 Castrated	계 Total	암 Female	수 Male	거세 Castrated	계 Total	암 Female	수 Male	거세 Castrated
1996	9,476	8,863	9,535	10,690	5,559	4,863	6,133	6,699	6,502	5,654	6,953	-	6,217	6,135	6,387	7,292
1997	7,972	7,370	8,141	9,242	4,412	3,437	4,960	5,822	4,499	4,379	4,774	4,127	5,203	5,174	5,222	6,319
1998	7,049	6,943	6,741	7,795	3,770	3,770	-	-	4,959	4,591	5,015	5,197	-	-	-	-
1999	8,982	8,926	8,704	9,746	4,960	4,960	-	-	6,164	6,192	6,132	6,673	-	-	-	-
2000	9,818	10,100	9,193	10,916	4,314	4,314	-	-	5,836	6,093	5,732	6,453	-	-	-	-
2001	11,983	12,160	11,062	13,079	4,883	4,883	-	-	6,270	6,403	5,778	7,530	-	-	-	-
2002	13,675	14,067	13,149	13,733	4,426	4,426	-	-	7,049	6,574	6,435	7,517	-	-	-	-
2003	14,783	16,343	13,217	16,063	4,010	4,010	-	-	6,347	5,977	5,257	6,959	-	-	-	-
2004	12,893	13,676	11,681	13,481	4,701	4,701	-	-	6,835	6,307	6,257	7,040	-	-	-	-
2005	14,552	14,886	13,348	14,839	6,023	6,023	-	-	8,756	8,196	7,362	9,247	-	-	-	-
2006	14,261	14,431	11,858	15,712	5,697	5,697	-	-	8,589	7,958	6,954	8,943	-	-	-	-
2007	14,489	13,995	13,424	14,940	5,576	5,576	-	-	8,341	7,788	6,789	8,553	-	-	-	-
2008	13,604	12,779	10,911	14,468	4,736	4,736	-	-	7,431	6,825	5,653	7,652	-	-	-	-
2009	15,881	15,036	12,045	16,962	4,795	4,795	-	-	8,735	7,938	6,530	8,969	-	-	-	-
2010	16,036	14,884	14,928	16,546	5,338	5,338	-	-	9,752	8,822	7,440	10,043	-	-	-	-
2011	12,782	11,388	9,081	13,557	5,147	5,147	-	-	7,317	7,141	5,963	7,401	-	-	-	-
2012	13,121	11,290	9,783	14,750	5,052	5,052	-	-	8,715	7,967	6,954	8,921	-	-	-	-
2013	12,814	11,336	10,514	13,973	4,544	4,544	-	-	7,815	7,308	6,255	8,021	-	-	-	-
2014	14,283	13,304	11,574	14,985	4,830	4,830	-	-	8,311	7,864	7,063	8,478	-	-	-	-
2015	16,284	15,494	13,150	16,855	5,241	5,241	-	-	10,060	9,144	8,399	10,562	-	-	-	-
2016	18,116	17,079	15,263	18,941	6,017	6,017	-	-	9,629	9,050	8,374	9,916	-	-	-	-
2017	16,719	15,396	12,108	17,710	5,388	5,388	-	-	8,390	7,837	6,842	8,573	-	-	-	-
2018	17,772	16,481	12,813	18,735	5,874	5,874	-	-	10,368	9,590	8,259	10,615	-	-	-	-
2019	17,965	16,251	13,439	19,116	6,347	6,347	-	-	10,096	9,281	8,183	10,314	-	-	-	-
2020	19,891	17,877	13,386	21,241	6,516	6,516	-	-	10,727	9,557	7,727	11,012	-	-	-	-
2021	21,169	18,863	13,939	22,667	6,837	6,837	-	-	11,649	10,261	8,389	11,999	-	-	-	-
2022	19,018	16,269	12,433	20,980	7,258	7,258	-	-	10,580	9,258	8,165	10,910	-	-	-	-
2023	16,628	14,244	9,640	18,619	6,468	6,468	-	-	9,369	8,081	6,689	9,646	-	-	-	-
2024	16,482	14,607	9,660	17,963	6,781	6,781	-	-	10,253	8,860	7,347	10,554	-	-	-	-

주) 1. 1998년부터 품종구분이 재분류됨
 젖소 : 젖소 암(경산우), 젖소 수(거세, 교잡우, 수입생우)
 육우 : 젖소 암(미경산우), 젖소 수(거세, 교잡우, 수입생우)
 2. 1998년 이전은 산술평균이며 1998년 이후는 가중평균임
 3. 1998년 이전은 농림수산식품공판장 가격을 기준으로 집계
 4. 경락가격은 등외·결함 제외

Note) 1. The breeds are to be reclassified since 1998, dairy cattle, dairy heifer, male dairy cattle, castrated dairy, crossbred cattle, import cattle
 2. The prices before 1998 are arithmetical average and the prices after 1998 are weighted average
 3. Before 1998, the prices are based on NACF Seoul Slaughtering & Wholesale Center
 4. The action price exclude extras and defects

1) 한우 전체

Hanwoo(Korean native cattle) Total

판정장소 : 전국 도매시장

Place : Wholesale Center

(단위 : 원/kg)

(unit : won/kg)

연도	등급별 경락가격 Auction price by grade															육질등급별 By quality grade					육량등급별 By yield grade			
	1**A	1*A	1A	2A	3A	1**B	1*B	1B	2B	3B	1**C	1*C	1C	2C	3C	D	1**	1*	1	2	3	A	B	C
	-	-	-	-	-	-	-	-	-	-	-	-	-	-	-	-	-	-	-	-	-	-	-	-
1996	-	-	-	-	-	-	-	-	-	-	-	-	-	-	-	-	-	-	-	-	-	-	-	-
1997	-	-	-	-	-	-	-	-	-	-	-	-	-	-	-	-	-	-	-	-	-	-	-	-
1998	-	8,726	8,352	7,770	6,571	-	8,417	7,946	7,269	6,174	-	7,222	6,865	6,447	5,581	4,577	-	8,357	7,925	7,322	6,387	7,024	7,174	6,340
1999	-	10,918	10,148	9,370	8,553	-	10,267	9,701	8,950	8,067	-	9,723	9,115	8,386	7,326	5,775	-	10,384	9,770	9,022	8,347	8,998	9,049	8,329
2000	-	12,336	11,474	10,575	8,963	-	11,737	10,920	10,052	8,774	-	10,716	9,927	9,062	7,860	5,776	-	11,733	10,952	10,100	8,875	9,597	10,176	9,178
2001	-	14,440	13,403	12,425	10,984	-	14,014	13,112	12,094	10,695	-	13,188	12,324	11,148	9,616	7,091	-	13,993	13,080	12,096	10,868	11,716	12,363	11,537
2002	-	15,640	14,781	14,001	12,930	-	15,574	14,602	13,299	12,085	-	14,275	13,312	12,134	10,395	6,285	-	15,379	14,443	13,386	12,640	13,695	13,901	12,724
2003	-	18,185	17,235	15,606	12,743	-	18,028	17,152	15,520	12,775	-	16,404	15,561	14,080	11,305	7,269	-	17,737	16,885	15,357	12,702	13,986	15,918	14,728
2004	15,081	15,347	14,378	13,312	11,357	14,856	15,515	14,482	12,897	10,901	13,434	14,105	13,013	11,659	9,336	6,010	14,568	15,124	14,093	12,768	11,152	12,448	13,536	12,449
2005	17,316	16,088	15,283	14,319	13,028	17,212	15,840	14,887	13,604	11,893	15,551	14,561	13,763	12,732	10,527	7,421	16,978	15,712	14,808	13,742	12,657	14,523	14,836	13,672
2006	19,552	17,266	16,082	14,196	11,276	19,234	16,857	15,379	13,273	10,128	17,489	15,578	14,127	12,260	8,615	5,740	19,054	16,778	15,348	13,491	10,940	13,655	14,985	13,771
2007	18,808	16,449	15,205	14,131	13,074	18,569	16,201	14,762	13,185	10,893	17,110	15,101	13,749	12,218	9,428	5,837	18,349	16,060	14,672	13,322	12,123	14,688	14,639	13,632
2008	17,852	16,119	14,731	12,961	10,464	17,513	15,685	14,158	12,141	9,184	16,473	14,606	13,108	11,277	7,947	4,275	17,298	15,532	14,041	12,229	9,859	13,385	13,876	13,195
2009	20,149	18,264	17,020	14,734	11,554	19,615	17,815	16,545	14,150	10,890	18,543	16,709	15,549	13,290	9,754	5,376	19,486	17,700	16,457	14,204	11,205	15,646	16,182	15,501
2010	20,961	18,598	16,914	14,291	13,184	20,492	18,132	16,412	13,446	10,682	19,229	16,711	15,080	12,064	9,691	6,605	20,323	17,949	16,232	13,420	11,505	16,676	16,100	15,048
2011	17,370	15,269	13,821	11,078	8,458	16,895	14,880	13,529	10,617	7,637	15,700	13,622	12,210	9,479	6,965	4,547	16,749	14,666	13,265	10,497	7,883	13,115	12,949	12,028
2012	17,985	15,981	14,340	11,282	8,820	17,432	15,659	14,026	10,707	7,777	16,355	14,592	13,070	10,090	7,082	4,448	17,269	15,458	13,874	10,773	8,082	13,302	13,102	12,933
2013	17,683	15,197	13,497	11,008	9,114	17,058	14,884	13,304	10,627	8,306	15,818	13,835	12,377	10,090	7,749	4,710	16,844	14,661	13,114	10,656	8,468	13,127	12,756	12,547
2014	18,347	16,339	14,831	12,803	11,221	17,622	15,903	14,570	12,513	10,854	16,438	14,815	13,611	11,814	10,187	6,563	17,427	15,666	14,360	12,455	10,886	14,593	14,366	13,848
2015	20,253	18,511	16,985	14,842	13,030	19,439	18,019	16,655	14,546	12,666	17,948	16,677	15,364	13,618	11,698	7,696	19,121	17,649	16,301	14,392	12,653	16,666	16,518	15,633
2016	22,946	20,670	19,317	16,646	14,506	22,031	19,873	18,825	16,149	13,426	20,460	18,306	17,318	14,923	12,313	8,143	21,676	19,410	18,374	15,898	13,547	18,804	18,428	17,290
2017	21,577	19,275	17,818	14,719	11,664	20,694	18,612	17,401	14,245	11,077	19,206	17,251	16,010	13,093	10,291	5,715	20,325	18,189	16,951	13,969	11,048	17,342	17,016	16,021
2018	22,276	20,543	18,915	15,723	12,644	21,283	19,832	18,378	15,209	12,080	19,861	18,475	17,056	14,123	11,214	6,194	20,958	19,416	17,967	14,965	12,025	18,450	18,023	17,107
2019	22,561	20,847	18,829	15,528	12,554	21,487	20,131	18,246	14,976	11,693	20,154	18,811	17,021	13,923	10,776	5,281	21,290	19,788	17,922	14,778	11,649	18,845	18,141	17,195
2020	24,518	22,471	20,872	16,709	13,160	23,352	21,731	20,285	16,199	12,484	21,772	20,281	18,775	15,091	11,609	5,468	23,302	21,504	19,997	16,050	12,443	20,900	20,006	18,710
2021	26,681	23,927	22,098	17,445	13,719	25,175	22,967	21,251	16,831	12,957	23,276	21,269	19,503	15,545	12,095	6,148	25,182	22,746	20,983	16,673	12,937	22,502	21,249	19,673
2022	25,195	21,662	19,217	14,684	10,809	23,624	20,769	18,447	14,023	10,061	21,736	19,134	16,833	12,852	9,454	5,504	23,728	20,612	18,264	13,964	10,135	20,331	19,909	17,628
2023	22,635	18,816	16,565	12,694	9,304	21,108	18,060	15,968	12,132	8,584	19,378	16,993	14,538	11,087	7,958	4,455	21,224	17,920	15,813	12,116	8,684	17,611	16,531	15,509
2024	21,651	18,001	16,079	12,695	9,318	20,354	17,319	15,496	12,253	9,695	18,724	15,997	14,212	11,396	9,137	5,366	20,451	17,712	15,388	12,263	9,807	17,286	16,402	15,442

주) 1. 육질등급 기준 중 1*등급은 1997년부터, 1**등급은 2004.12.1.일부터 개정 시행됨
2. 1998년 이전 데이터는 기재하지 않음

Note) 1. The meat quality grade 1* was introduced from 1997 and grade 1** was introduced from the amendment of Dec.1.2004
2. The data before 1998 is not written

• 한우 암

Hanwoo(Korean native cattle) Female

판정장소 : 전국 도매시장

Place : Wholesale Center

(단위 : 원/kg)

(unit : won/kg)

연도	등급별 경락가격															육질등급별					육량등급별				
	Auction price by grade															By quality grade					By yield grade				
	1**A	1*A	1A	2A	3A	1**B	1*B	1B	2B	3B	1**C	1*C	1C	2C	3C	D	1**	1*	1	2	3	A	B	C	
1996	-	-	-	-	-	-	-	-	-	-	-	-	-	-	-	-	-	-	-	-	-	-	-	-	
1997	-	-	-	-	-	-	-	-	-	-	-	-	-	-	-	-	-	-	-	-	-	-	-	-	
1998	-	8,495	7,987	7,276	6,332	-	8,293	7,737	7,080	6,114	-	7,345	6,858	6,417	5,557	4,622	-	8,245	7,703	7,027	6,040	7,356	7,009	6,149	
1999	-	10,678	9,935	9,159	8,180	-	10,234	9,633	8,890	7,878	-	9,841	9,209	8,366	7,328	5,816	-	10,244	9,641	8,865	7,821	9,308	8,966	8,247	
2000	-	11,744	10,970	10,195	8,990	-	11,587	10,816	10,011	8,804	-	10,628	9,936	9,057	7,919	5,780	-	11,494	10,759	9,903	8,659	10,449	10,216	9,103	
2001	-	14,001	12,836	11,896	10,428	-	13,995	12,972	11,874	10,373	-	13,281	12,348	11,004	9,546	7,170	-	13,898	12,873	11,744	10,209	12,327	12,303	11,331	
2002	-	16,584	15,133	13,680	11,826	-	16,434	15,052	13,430	11,431	-	15,001	13,704	12,173	9,995	6,324	-	16,211	14,839	13,229	11,123	14,614	14,308	12,777	
2003	-	18,797	17,337	16,089	13,563	-	18,757	17,445	15,916	13,290	-	17,145	15,846	14,098	11,167	7,352	-	18,464	17,151	15,574	12,705	16,853	16,742	14,681	
2004	17,258	17,380	14,822	13,271	10,462	17,299	17,626	15,361	13,048	10,274	14,568	15,344	14,415	11,591	8,885	6,038	16,573	16,945	14,782	12,622	9,839	14,204	14,233	12,361	
2005	19,292	16,900	15,337	13,386	11,579	18,885	16,935	15,172	13,299	11,210	16,506	14,899	13,603	11,881	9,981	7,509	18,542	16,631	14,919	13,069	10,950	15,501	15,174	13,270	
2006	20,635	17,361	15,493	12,960	10,379	20,189	17,182	15,200	12,567	9,563	18,078	15,582	13,661	11,094	8,229	5,828	19,950	16,994	15,014	12,381	9,334	15,346	14,664	12,627	
2007	20,739	17,086	15,193	12,913	11,137	20,409	16,993	14,905	12,490	10,329	18,471	15,663	13,736	11,534	9,369	5,999	20,060	16,744	14,688	12,341	10,181	14,659	14,222	12,921	
2008	19,566	16,102	14,200	11,732	9,703	19,426	16,070	13,892	11,223	8,863	17,907	14,786	12,846	10,470	7,900	4,397	19,050	15,785	13,698	11,140	8,750	13,477	12,875	12,071	
2009	20,855	17,886	16,554	13,923	11,578	20,605	17,897	16,316	13,423	10,789	19,384	16,684	14,636	12,684	9,771	5,511	20,322	17,626	16,205	13,376	10,693	15,555	15,085	14,471	
2010	22,792	19,419	17,193	13,315	10,946	22,754	19,364	16,928	12,896	10,381	21,287	17,858	15,918	11,964	9,634	6,690	23,327	19,035	16,744	12,817	10,350	15,209	14,949	14,393	
2011	19,153	15,977	13,882	10,413	7,898	18,936	15,707	13,608	9,985	7,459	17,580	14,238	12,337	9,102	6,888	4,636	18,576	15,371	13,324	9,897	7,432	11,836	11,442	10,866	
2012	18,363	15,468	13,737	10,426	8,194	18,155	15,316	13,440	10,036	7,670	16,944	14,140	12,610	9,477	7,046	4,484	17,854	15,066	13,319	10,047	7,679	11,675	11,200	11,077	
2013	18,350	15,106	13,234	10,547	8,155	17,994	14,935	13,093	10,221	8,259	16,722	14,746	12,185	9,623	7,744	4,702	17,690	14,622	13,914	10,219	8,296	11,684	11,244	11,087	
2014	19,332	16,493	14,740	12,493	11,176	18,761	16,171	14,528	12,234	10,857	19,422	14,938	13,592	11,501	10,208	6,688	18,467	15,877	14,342	12,168	10,803	13,593	13,314	12,943	
2015	21,089	18,883	17,228	14,656	13,132	20,724	18,145	16,879	14,351	12,740	19,063	16,953	15,615	13,471	11,740	7,693	20,152	17,999	16,566	14,223	12,647	15,848	15,599	14,997	
2016	23,539	20,963	19,226	16,317	14,186	23,015	20,320	17,883	15,832	13,408	21,287	18,568	17,246	14,651	12,307	8,082	22,421	19,749	18,316	15,589	13,394	17,701	17,306	16,373	
2017	22,724	19,627	17,792	14,341	11,710	22,251	19,005	17,043	13,916	11,103	20,314	17,363	15,942	12,843	10,330	5,767	21,512	18,437	16,913	13,642	10,999	16,049	15,808	14,795	
2018	23,535	20,928	18,981	15,561	12,864	22,767	20,301	18,455	15,073	12,118	21,311	18,773	17,051	14,068	11,239	6,107	22,250	19,822	18,022	14,840	12,013	17,258	16,623	15,881	
2019	23,250	20,907	18,592	15,240	12,478	22,521	20,150	18,020	14,758	11,690	21,072	18,376	16,734	13,780	10,793	5,379	22,115	19,820	17,955	14,546	11,590	17,077	16,348	15,641	
2020	24,941	22,349	20,511	16,393	13,230	24,022	21,729	19,793	15,968	12,599	22,267	20,135	18,416	14,920	11,616	5,453	23,715	21,351	19,350	15,988	15,772	14,488	16,856	16,108	17,054
2021	26,785	23,667	21,689	17,138	13,773	25,701	22,921	20,931	16,606	13,007	23,868	21,170	19,147	15,376	12,105	6,128	25,495	22,567	20,566	16,407	12,953	19,856	19,009	17,795	
2022	25,410	21,234	18,540	14,130	10,730	24,326	22,027	19,842	13,610	10,039	22,389	18,742	16,245	12,556	9,453	5,100	24,118	22,267	17,598	13,506	10,900	17,139	16,229	15,465	
2023	22,293	18,125	15,948	12,305	9,295	21,204	17,571	15,436	11,835	8,594	19,550	16,111	14,004	10,880	7,968	4,389	21,082	17,338	15,234	12,170	8,676	14,856	14,170	13,653	
2024	21,242	17,442	15,570	12,469	9,395	20,143	16,957	15,117	12,096	9,784	17,333	15,578	13,844	11,284	9,165	5,339	20,064	16,735	14,938	12,071	9,846	15,126	14,551	14,042	

• 한우 수

Hanwoo(Korean native cattle) Male

판정장소 : 전국 도매시장

Place : Wholesale Center

(단위 : 원/kg)

(unit : won/kg)

연도	등급별 경락가격 Auction price by grade															육질등급별 By quality grade					육량등급별 By yield grade			
	1**A	1*A	1A	2A	3A	1**B	1*B	1B	2B	3B	1**C	1*C	1C	2C	3C	D	1**	1*	1	2	3	A	B	C
1996	-	-	-	-	-	-	-	-	-	-	-	-	-	-	-	-	-	-	-	-	-	-	-	-
1997	-	-	-	-	-	-	-	-	-	-	-	-	-	-	-	-	-	-	-	-	-	-	-	-
1998	-	8,739	8,508	7,923	6,578	-	8,546	8,287	7,711	6,227	-	7,695	7,021	6,782	5,482	3,879	-	8,627	8,387	7,864	6,527	6,768	6,616	5,989
1999	-	9,763	9,757	9,409	8,571	-	9,405	9,431	9,291	8,576	-	10,368	8,492	8,093	7,079	5,327	-	9,672	9,677	9,382	8,565	8,706	8,753	7,342
2000	-	12,479	11,820	10,734	8,959	-	12,065	11,147	10,204	8,724	-	12,815	9,875	8,856	7,242	5,783	-	12,276	11,583	10,597	8,926	9,209	9,147	7,886
2001	-	13,147	12,827	11,995	10,928	-	12,835	12,458	11,484	10,593	-	13,677	11,265	10,616	8,747	6,525	-	13,043	12,700	11,872	10,883	11,098	10,882	9,519
2002	-	15,398	15,359	14,546	12,965	-	13,759	14,485	13,528	12,486	-	15,408	13,167	11,818	10,574	5,556	-	14,663	15,095	14,286	12,908	13,205	12,839	11,193
2003	-	17,832	16,921	15,310	12,729	-	17,081	16,394	14,686	12,565	-	12,921	15,305	13,761	11,303	6,512	-	17,459	16,704	15,124	12,701	13,191	13,416	12,473
2004	14,459	15,481	14,658	13,202	11,355	-	14,827	14,194	12,590	11,157	-	16,207	13,000	11,184	9,812	5,571	14,459	15,024	14,400	12,987	11,313	11,689	11,730	10,584
2005	16,271	16,123	15,371	14,554	13,070	18,332	14,826	14,535	13,547	12,237	17,649	14,759	13,164	12,703	10,113	7,004	16,746	15,680	15,163	14,376	12,971	13,438	12,795	11,081
2006	18,010	17,303	16,236	14,128	11,278	17,056	16,396	15,176	13,238	10,577	-	14,741	14,231	12,353	8,569	5,714	17,695	17,074	15,956	13,977	11,211	11,891	11,646	10,229
2007	17,144	16,823	16,264	14,807	13,205	17,078	16,181	15,479	14,036	12,041	-	14,818	14,169	12,581	8,862	4,838	17,104	16,372	16,003	14,659	13,087	13,510	12,890	10,048
2008	17,442	15,932	14,612	12,914	10,459	16,778	15,110	13,853	12,079	9,549	-	16,493	13,101	11,262	6,910	3,503	17,118	15,491	14,357	12,755	10,367	10,955	10,683	8,442
2009	18,558	17,739	16,238	13,849	11,439	17,541	16,698	15,471	13,260	10,661	-	-	13,736	12,558	8,477	4,012	18,125	17,286	15,966	13,739	11,376	12,044	12,120	10,963
2010	-	19,200	18,411	16,994	14,573	19,481	19,436	17,301	15,762	12,734	-	-	15,457	13,962	8,706	5,516	19,481	19,304	17,903	16,666	14,349	15,079	14,283	11,157
2011	-	15,000	13,237	11,072	8,613	16,770	13,965	12,532	10,334	7,959	-	12,995	11,521	9,436	6,453	3,804	16,770	14,664	12,930	10,847	8,526	9,103	9,007	8,372
2012	17,000	15,680	14,231	11,753	9,163	-	15,509	13,730	11,315	8,436	16,436	13,626	12,748	10,637	6,892	3,866	16,598	15,456	13,976	11,648	9,072	9,784	9,834	9,073
2013	17,650	15,430	14,363	12,246	9,974	16,300	14,911	14,039	12,277	9,196	14,200	15,100	12,472	11,406	7,366	4,153	16,103	15,044	14,129	12,226	9,863	10,508	10,693	9,591
2014	-	16,140	14,803	13,057	11,206	-	15,693	14,440	12,770	10,556	-	17,919	14,199	12,294	9,261	5,409	-	15,891	14,666	12,970	11,120	11,594	11,508	11,038
2015	19,516	18,260	16,360	14,733	12,829	19,560	17,745	16,629	14,638	11,898	19,489	18,894	14,622	13,741	10,625	7,363	19,519	18,076	16,267	14,678	12,707	13,168	13,091	12,706
2016	22,650	21,133	18,996	17,030	14,998	21,119	19,994	18,918	16,606	13,614	-	16,481	17,858	15,263	12,114	7,714	21,842	20,316	18,916	16,860	14,762	15,399	14,770	13,781
2017	-	18,865	17,143	14,198	11,554	-	17,642	16,810	13,489	10,746	-	-	14,697	12,827	9,478	5,064	-	17,721	16,833	13,974	11,429	12,106	12,156	11,812
2018	-	19,928	18,136	15,160	12,282	-	17,795	17,365	14,618	11,384	18,788	18,590	16,157	13,682	10,551	6,086	18,788	19,435	17,521	14,941	12,129	12,830	12,777	12,509
2019	-	21,675	18,244	16,003	12,695	-	19,412	18,224	16,214	12,118	19,919	19,024	17,098	14,292	10,669	3,895	19,919	19,376	18,050	15,918	12,520	13,327	13,718	13,649
2020	21,747	22,694	19,375	16,532	12,354	24,299	21,151	19,721	16,457	12,296	-	-	18,582	15,784	12,134	4,610	23,218	20,814	19,238	16,309	12,309	12,949	13,545	14,232
2021	-	23,857	20,551	17,013	12,849	24,056	22,986	20,722	17,319	12,542	21,366	21,552	19,755	16,493	12,536	5,416	23,067	22,432	20,302	17,082	12,668	13,591	13,903	15,211
2022	22,149	14,710	18,357	16,134	11,248	22,790	22,618	17,827	15,743	10,894	22,764	20,208	17,485	15,589	10,151	5,316	22,653	21,077	17,829	15,803	11,017	12,029	12,386	14,120
2023	-	16,684	15,846	12,716	8,839	-	18,833	15,603	12,717	8,352	18,544	17,754	14,437	12,146	7,828	4,084	18,544	18,119	15,266	12,643	8,584	9,440	9,642	11,093
2024	-	16,953	14,175	11,759	9,185	23,399	16,297	14,903	12,196	8,811	18,600	16,507	13,696	12,094	8,145	5,282	19,911	16,457	14,412	12,065	8,972	9,450	9,750	10,411

주) 1. 육질등급 기준 중 1*등급은 1997년부터, 1**등급은 2004.12.1일부터 개정 시

Note) 1. The meat quality grade 1* was introduced from 1997 and grade 1** was introduced from the amendment of Dec.1.2004

2. 1998년 이전 데이터는 기재하지 않음

2. The data before 1998 is not written

• 한우 거세

Hanwoo(Korean native cattle) Castrated

판정장소 : 전국 도매시장

Place : Wholesale Center

(단위 : 원/kg)

(unit : won/kg)

연도	등급별 경락가격															육질등급별					육량등급별			
	Auction price by grade															By quality grade					By yield grade			
	1**A	1*A	1A	2A	3A	1**B	1*B	1B	2B	3B	1**C	1*C	1C	2C	3C	D	1**	1*	1	2	3	A	B	C
1996	-	-	-	-	-	-	-	-	-	-	-	-	-	-	-	-	-	-	-	-	-	-	-	-
1997	-	-	-	-	-	-	-	-	-	-	-	-	-	-	-	-	-	-	-	-	-	-	-	-
1998	-	8,807	8,484	7,893	6,573	-	8,566	8,282	7,824	6,411	-	7,163	6,866	6,498	5,938	4,208	-	8,445	8,145	7,699	6,449	7,984	7,908	6,742
1999	-	11,035	10,329	9,476	8,501	-	10,366	9,959	9,265	8,542	-	9,498	8,967	8,570	7,885	5,800	-	10,617	10,048	9,330	8,499	9,933	9,665	8,921
2000	-	13,140	12,098	10,792	9,130	-	12,321	11,383	10,212	8,801	-	10,915	9,909	9,115	7,894	4,793	-	12,388	11,454	10,306	8,901	11,372	10,858	9,725
2001	-	14,714	13,897	13,145	12,362	-	14,061	13,444	12,670	11,918	-	13,084	12,305	11,443	10,759	5,630	-	14,134	13,433	12,709	12,061	13,471	13,043	12,048
2002	-	15,385	14,636	13,815	12,782	-	14,723	14,091	13,170	12,442	-	13,742	12,981	12,109	11,389	6,119	-	14,810	14,104	13,280	12,521	14,196	13,658	12,723
2003	-	18,069	17,278	15,993	12,998	-	17,357	16,801	15,395	12,760	-	16,024	15,322	14,091	11,689	6,381	-	17,296	16,649	15,367	12,724	15,686	16,146	14,950
2004	14,771	15,196	14,282	13,445	11,578	13,968	14,554	13,816	12,848	11,160	13,065	13,596	12,750	11,741	10,217	6,087	13,983	14,512	13,678	12,762	11,182	14,072	13,547	12,603
2005	16,896	15,982	15,264	14,317	12,898	16,250	15,443	14,719	13,780	12,416	15,078	14,474	13,842	13,063	11,760	6,714	16,296	15,463	14,745	13,825	12,518	15,354	14,811	13,892
2006	19,328	17,247	16,260	14,636	11,657	18,520	16,668	15,566	13,978	10,940	17,222	15,578	14,400	12,957	10,163	5,011	18,600	16,885	15,564	13,999	11,144	16,340	14,694	14,560
2007	18,558	16,371	15,179	14,117	12,805	17,759	15,892	14,678	13,662	11,715	16,637	14,921	13,755	12,711	9,886	6,004	17,786	15,854	14,651	13,667	11,983	15,392	14,963	14,075
2008	17,661	16,122	14,878	13,334	11,113	17,034	15,565	14,296	12,815	10,252	16,198	14,558	13,228	11,853	8,517	4,647	16,940	15,462	14,193	12,800	10,418	14,926	14,544	13,757
2009	20,083	18,336	17,122	15,442	12,904	19,399	17,789	16,716	14,966	11,683	18,385	16,758	15,495	13,849	9,917	5,906	19,338	17,722	16,614	14,948	12,078	17,395	17,047	16,106
2010	20,845	18,493	16,816	14,600	13,058	20,167	18,787	16,170	13,843	11,720	18,920	16,495	14,713	12,121	10,120	7,034	20,085	17,756	16,013	13,736	12,102	17,263	16,664	15,523
2011	17,246	15,180	13,897	11,496	9,042	16,672	14,732	13,498	11,157	8,533	15,311	12,157	9,765	7,615	4,646	2,061	16,561	14,549	13,243	9,495	8,622	14,126	13,730	12,537
2012	17,946	16,115	14,708	12,415	9,723	17,324	15,766	14,463	12,121	8,817	16,277	14,706	13,356	10,990	7,706	4,629	17,192	15,568	14,249	11,993	9,119	15,094	14,913	14,068
2013	17,610	15,219	13,602	11,692	9,398	16,920	14,870	13,452	11,553	9,059	15,702	13,856	12,482	10,828	7,898	5,188	16,733	15,600	13,224	11,456	9,355	14,290	14,151	13,365
2014	18,238	16,300	14,888	13,228	11,588	17,458	15,832	14,599	13,025	10,930	16,294	14,786	13,621	12,200	9,981	6,740	17,289	15,600	14,370	12,890	11,119	14,578	15,171	14,296
2015	20,161	18,416	16,805	15,228	13,178	19,270	17,924	16,499	14,855	12,538	17,769	16,608	15,210	13,803	11,180	7,920	18,980	17,563	16,121	14,635	12,620	17,550	17,167	15,972
2016	22,861	20,589	19,407	17,178	14,593	21,865	19,757	18,864	16,732	13,545	20,291	18,222	16,385	13,929	12,445	8,666	21,545	19,318	18,428	16,425	13,773	19,984	19,311	17,917
2017	21,436	19,193	17,846	16,161	11,913	20,465	18,519	17,400	14,922	10,586	19,005	17,226	16,073	13,616	9,390	5,583	20,142	18,129	16,985	14,621	10,993	18,688	18,040	16,833
2018	22,117	20,440	18,865	16,104	12,849	21,084	19,715	18,321	15,513	11,881	19,663	18,402	17,060	14,245	10,752	6,674	20,777	19,313	17,925	15,232	11,980	19,799	19,048	17,869
2019	22,465	20,829	18,998	16,600	13,093	21,347	20,096	18,395	15,387	11,566	19,990	18,833	17,236	14,249	10,219	5,612	21,165	19,780	18,108	15,221	11,817	20,133	19,322	18,223
2020	24,458	22,511	21,085	17,158	13,313	23,240	21,732	20,490	16,622	12,506	21,662	20,346	19,073	15,523	10,806	6,263	23,231	21,580	20,170	16,566	12,525	22,208	22,108	21,322
2021	26,665	24,012	22,345	17,873	14,135	25,085	22,982	21,463	17,228	12,466	23,150	21,311	19,803	15,965	11,151	6,491	25,127	22,810	21,272	17,164	12,926	24,005	22,686	21,102
2022	25,163	21,824	20,122	17,724	13,705	23,048	20,866	19,384	15,068	9,979	21,582	19,325	17,415	13,815	9,073	5,343	23,656	20,771	18,818	15,079	10,463	22,275	20,687	19,194
2023	22,702	19,153	17,140	13,677	10,098	21,087	18,300	16,472	13,040	8,509	19,328	16,882	15,132	11,867	7,493	4,963	21,257	18,219	16,380	13,088	8,950	19,754	18,529	17,165
2024	21,746	18,264	16,508	13,354	10,706	20,409	17,503	15,676	12,676	9,391	18,790	16,628	14,637	11,758	8,570	5,583	20,555	17,462	15,818	12,475	9,825	18,834	17,898	16,655

2) 젖소

Dairy cattle

판정장소: 전국 도매시장
(단위: 원/kg)Place: Wholesale Center
(unit: won/kg)

연도	등급별 경락가격															육질등급별					육량등급별				
	Auction price by grade															By quality grade					By yield grade				
	1**A	1*A	1A	2A	3A	1**B	1*B	1B	2B	3B	1**C	1*C	1C	2C	3C	D	1**	1*	1	2	3	A	B	C	
1996	-	-	-	-	-	-	-	-	-	-	-	-	-	-	-	-	-	-	-	-	-	-	-	-	
1997	-	-	-	-	-	-	-	-	-	-	-	-	-	-	-	-	-	-	-	-	-	-	-	-	
1998	-	-	4,599	4,754	3,916	-	5,931	5,372	4,442	3,730	-	4,700	5,133	4,447	3,678	2,871	-	5,647	5,266	4,446	3,707	4,031	3,802	3,727	
1999	-	-	7,532	6,176	5,321	-	6,985	6,694	6,091	5,054	-	7,534	6,311	5,518	4,678	3,680	-	7,218	6,501	5,815	4,834	5,544	5,209	4,773	
2000	-	-	-	7,727	4,989	-	7,502	6,564	5,778	4,396	-	-	6,557	5,108	4,018	2,855	-	7,502	6,562	5,469	4,185	5,576	4,568	4,112	
2001	-	-	-	10,450	6,753	4,911	-	10,367	8,915	6,987	4,885	-	6,820	7,774	5,863	4,456	3,256	-	9,340	8,572	6,550	4,679	5,293	5,151	4,580
2002	-	-	-	-	6,971	5,097	-	9,444	7,723	6,320	4,326	-	-	6,969	5,568	3,926	2,798	-	9,444	7,552	6,118	4,145	5,456	4,696	4,067
2003	-	-	-	-	5,393	3,745	-	7,737	6,968	5,539	3,953	-	6,470	6,122	4,848	3,608	2,652	-	7,087	6,562	5,224	3,768	3,921	4,252	3,793
2004	-	-	-	-	5,417	4,797	-	8,391	6,608	5,789	4,727	-	6,471	6,017	5,153	4,467	3,719	-	7,273	6,311	5,468	4,595	4,869	4,854	4,552
2005	-	-	-	8,991	7,108	5,818	10,218	9,065	8,047	7,244	5,963	7,772	8,446	7,630	6,860	5,590	4,294	9,673	8,922	7,915	7,103	5,770	6,254	6,270	5,765
2006	-	-	-	8,058	6,885	5,566	10,732	8,903	7,920	6,862	5,574	11,890	8,724	7,714	6,635	5,285	3,960	11,104	8,868	7,855	6,787	5,427	5,870	5,906	5,468
2007	-	-	-	8,410	6,597	5,301	12,990	8,324	7,996	6,812	5,531	-	8,249	7,337	6,321	5,120	3,604	12,990	8,298	7,798	6,652	5,325	5,609	5,843	5,275
2008	-	-	-	7,450	6,332	4,998	10,175	8,667	7,163	6,049	4,732	-	7,776	6,137	5,465	4,290	3,269	10,175	8,087	6,797	5,891	4,566	5,132	4,924	4,412
2009	-	-	-	7,500	6,539	4,925	-	8,619	7,528	6,368	4,889	8,000	6,285	6,442	5,612	4,307	3,291	8,000	7,848	7,230	6,158	4,623	5,167	5,104	4,400
2010	-	-	-	-	7,470	5,528	9,199	9,138	8,001	7,003	5,458	-	8,827	7,426	6,315	4,887	3,690	9,199	8,941	7,755	6,759	5,179	5,670	5,646	5,003
2011	-	-	8,919	7,100	6,471	4,943	7,297	7,919	6,601	5,771	5,123	10,300	6,704	6,041	5,638	5,027	4,131	8,389	7,401	6,341	5,726	5,079	5,083	5,197	5,082
2012	-	-	9,200	-	6,459	5,215	-	8,951	7,610	6,263	5,095	9,160	7,684	6,875	5,946	4,787	3,431	9,160	8,324	7,207	6,141	4,949	5,333	5,208	4,876
2013	-	-	8,400	5,883	5,504	4,740	-	8,089	6,454	5,522	4,565	7,709	9,017	7,015	4,784	3,817	3,207	7,709	8,395	6,674	5,502	4,481	4,880	4,622	4,449
2014	-	-	-	-	5,725	4,668	-	8,510	6,840	5,815	4,819	-	4,399	6,931	5,706	4,738	3,863	-	6,365	6,888	5,748	4,774	4,785	4,870	4,799
2015	-	-	-	-	8,047	5,279	-	-	8,651	6,941	5,250	-	9,079	8,188	6,641	5,098	4,028	-	9,079	8,338	6,739	5,152	5,579	5,331	5,192
2016	-	-	-	-	9,473	6,116	-	12,000	9,038	7,599	6,049	12,220	9,109	8,373	7,167	5,897	5,005	12,220	9,796	8,496	7,302	5,946	6,327	6,120	5,968
2017	-	-	-	-	6,892	5,713	-	-	7,632	6,439	5,538	-	7,880	6,944	6,186	5,289	4,546	-	7,880	7,066	6,247	5,340	5,914	5,589	5,335
2018	-	-	-	-	10,772	6,248	-	10,555	9,630	7,837	5,992	10,120	11,032	8,680	7,116	5,722	4,689	10,120	10,921	8,902	7,360	5,803	6,486	6,078	5,786
2019	-	-	-	-	7,554	6,697	10,819	-	10,295	7,722	6,365	-	11,138	8,327	7,383	6,258	5,311	10,819	11,138	8,739	7,489	6,298	6,733	6,411	6,308
2020	12,440	10,899	-	-	7,383	6,619	-	9,579	8,757	7,562	6,543	-	8,474	8,755	7,446	6,375	5,427	12,440	9,623	8,756	7,498	6,469	6,666	6,584	6,431
2021	16,000	10,799	10,233	8,210	7,094	-	11,890	9,307	8,079	6,871	-	10,666	9,318	7,841	6,664	5,585	16,000	11,091	9,339	7,979	6,790	6,661	6,611	6,914	6,713
2022	-	-	-	8,599	8,001	7,485	10,500	-	9,150	8,152	7,308	-	7,569	9,583	8,095	7,089	6,012	10,500	7,569	9,323	8,122	7,228	7,506	7,334	7,124
2023	-	-	11,119	6,788	7,010	6,644	-	7,335	7,371	7,116	6,544	-	7,599	7,053	6,673	6,242	5,177	-	8,198	7,231	6,961	6,453	6,661	6,560	6,256
2024	-	-	-	8,380	7,505	7,015	9,860	8,217	8,318	7,503	6,802	-	6,495	7,899	7,616	6,634	5,506	9,860	7,255	8,176	7,349	6,759	7,031	6,825	6,655

주) 1. 1998년부터 품종구분이 재분류됨
 젖소: 젖소임(경산우),
 육우: 젖소임(미경산우), 젖소 수거세, 교잡우, 수입생우
 2. 육질등급 기준 중 1*등급은 1997년부터, 1**등급은 2004.12.1일부터 개정 시행됨
 3. 1998년 이전 데이터는 기재하지 않음

Note) 1. Dairy heifer, male dairy cattle, castrated dairy cattle and crossbred cattle have been included in beef cattle and dairy cattle number is only that of cow since 1998
 2. The meat quality grade 1* was introduced from 1997 and grade 1** was introduced from the amendment of Dec.1.2004
 3. The data before 1998 is not written

3) 육우 전체

Beef cattle Total

판정장소: 전국 도매시장
(단위: 원/kg)Place: Wholesale Center
(unit: won/kg)

연도	등급별 경락가격														육질등급별					육량등급별					
	Auction price by grade														By quality grade					By yield grade					
	1**A	1*A	1A	2A	3A	1**B	1*B	1B	2B	3B	1**C	1*C	1C	2C	3C	D	1**	1*	1	2	3	A	B	C	
1996	-	-	-	-	-	-	-	-	-	-	-	-	-	-	-	-	-	-	-	-	-	-	-	-	
1997	-	-	-	-	-	-	-	-	-	-	-	-	-	-	-	-	-	-	-	-	-	-	-	-	
1998	-	7,919	7,703	7,133	5,331	-	7,047	6,233	5,717	4,773	-	5,791	5,683	5,278	4,025	3,461	-	6,888	6,351	6,020	4,899	5,408	4,825	4,181	
1999	-	9,207	9,296	8,105	6,295	-	8,277	7,925	7,138	5,954	-	8,694	7,113	6,472	5,110	3,908	-	8,552	8,036	7,322	6,088	6,350	6,052	5,326	
2000	-	11,063	9,711	9,123	5,944	-	8,792	8,370	7,479	5,640	-	7,664	7,572	6,306	4,420	3,259	-	8,858	8,417	7,612	5,732	6,004	5,780	4,748	
2001	-	9,887	10,776	8,826	5,924	-	11,527	10,116	8,651	6,079	-	9,980	8,543	7,478	5,317	3,349	-	11,221	9,971	8,578	5,995	6,009	6,450	5,868	
2002	-	11,477	10,270	8,501	6,653	-	11,022	9,896	8,333	6,696	-	9,973	8,645	7,289	5,278	3,304	-	10,914	9,784	8,263	6,632	6,807	7,180	6,186	
2003	-	11,611	10,183	7,917	5,426	-	10,732	9,229	7,534	5,845	-	9,455	8,099	6,731	5,161	2,922	-	10,480	9,002	7,433	5,701	5,627	6,537	6,242	
2004	11,033	9,489	8,930	7,736	6,518	10,819	9,219	8,462	7,400	6,463	9,912	8,240	7,680	7,013	6,047	3,869	10,609	8,891	8,193	7,314	6,411	6,685	6,876	6,699	
2005	11,575	11,436	10,502	9,433	7,729	11,770	11,436	10,616	9,583	8,109	10,484	10,433	9,722	9,063	7,191	4,356	11,529	11,270	10,467	9,521	7,980	8,038	8,909	8,455	
2006	13,875	12,216	10,961	9,589	7,378	13,121	11,902	10,756	9,399	7,801	11,721	11,069	10,012	8,745	6,857	3,718	12,886	11,754	10,645	9,329	7,690	7,795	8,693	8,251	
2007	14,134	11,704	10,574	9,281	7,215	12,538	11,643	10,327	8,997	7,500	12,064	10,795	9,554	8,269	6,597	3,410	12,534	11,457	10,176	8,903	7,420	7,701	8,404	8,114	
2008	12,582	11,663	10,401	8,528	6,255	11,823	10,527	9,420	8,132	6,626	10,992	9,771	8,544	7,301	5,688	3,072	11,586	10,318	9,208	7,987	6,527	6,757	7,505	7,221	
2009	12,873	12,317	10,841	9,455	7,481	12,400	11,750	10,745	9,409	7,822	11,703	10,869	9,982	8,790	6,631	3,346	12,230	11,578	10,586	9,323	7,722	8,047	8,797	8,531	
2010	16,108	14,086	12,365	10,942	8,723	14,319	13,432	12,343	10,690	8,709	13,174	12,212	11,269	9,669	7,383	3,939	14,220	13,178	12,135	10,557	8,624	9,391	9,820	9,324	
2011	12,889	10,943	9,320	7,808	6,418	11,253	10,414	9,272	7,871	6,636	10,401	9,347	8,395	7,171	6,083	3,697	10,974	10,034	8,997	7,685	6,567	6,845	7,381	7,137	
2012	13,976	12,256	10,984	9,633	7,649	12,284	11,829	10,915	9,796	7,926	12,102	11,430	10,537	9,301	7,188	3,165	12,249	11,698	10,795	9,679	7,829	8,156	8,738	8,739	
2013	15,142	10,430	10,069	8,700	7,046	11,704	10,836	10,016	8,681	7,170	11,464	10,611	9,586	8,348	6,762	3,419	11,727	10,709	9,843	8,577	7,103	7,473	7,792	7,969	
2014	13,417	11,456	10,491	9,106	7,510	12,276	11,059	10,181	8,855	7,743	12,005	10,845	9,823	8,715	7,551	3,880	12,190	10,968	10,015	8,807	7,693	9,714	8,267	8,475	
2015	16,028	14,610	12,241	11,249	8,786	14,244	13,365	12,563	11,183	9,342	13,709	12,811	12,301	10,915	9,010	4,560	14,103	10,933	12,428	11,074	9,249	9,102	10,010	10,304	
2016	15,940	13,863	12,999	10,498	8,731	13,556	13,516	12,420	10,316	8,976	14,621	12,702	11,879	8,970	8,580	5,297	14,994	13,049	12,118	10,103	8,881	9,010	9,607	9,709	
2017	-	12,700	9,901	9,191	7,289	13,302	12,150	10,557	8,901	7,638	12,662	11,430	10,003	8,587	7,312	3,287	12,841	11,687	10,230	8,745	7,557	7,579	8,321	8,522	
2018	14,119	13,677	13,033	11,315	8,875	14,969	14,132	12,887	11,214	9,134	14,825	13,607	12,505	10,916	8,965	4,828	14,868	13,835	12,686	11,092	9,319	9,336	10,282	10,614	
2019	15,771	13,938	12,617	10,881	8,934	14,747	13,806	12,437	10,816	9,194	13,807	12,939	11,866	10,426	8,741	4,730	14,131	13,301	12,116	10,642	9,098	9,386	10,028	10,265	
2020	16,145	14,747	13,394	11,513	9,329	15,421	14,425	13,195	11,416	9,397	14,832	13,832	12,678	11,167	9,059	4,909	15,226	14,176	13,170	12,975	11,335	9,328	10,363	10,793	10,999
2021	16,496	15,558	14,161	12,358	10,319	16,322	15,053	13,920	12,239	10,434	15,563	14,641	13,426	11,911	10,079	5,222	16,019	14,910	13,714	12,120	10,351	11,333	11,611	11,834	
2022	16,520	14,494	12,999	11,191	9,226	15,634	14,298	13,940	11,086	9,217	14,714	13,627	12,553	10,764	8,891	5,009	15,467	14,056	12,710	10,981	9,171	10,303	10,562	10,766	
2023	14,943	13,229	11,816	10,009	8,040	14,540	13,142	11,650	9,970	8,006	13,466	12,321	11,031	9,561	7,511	4,245	14,270	12,868	11,455	9,860	7,951	9,119	9,388	9,489	
2024	14,744	13,123	11,110	10,061	9,121	14,544	13,181	11,698	10,986	9,112	13,762	12,479	11,786	10,833	8,745	4,241	14,329	12,033	12,038	10,925	9,063	10,018	10,233	10,476	

• 육우 암 Beef cattle Female

판정장소 : 전국 도매시장

(단위 : 원/kg)

Place : Wholesale Center

(unit : won/kg)

연도	등급별 경락가격 Auction price by grade															육질등급별 By quality grade					육량등급별 By yield grade			
	1**A	1*A	1A	2A	3A	1**B	1*B	1B	2B	3B	1**C	1*C	1C	2C	3C	D	1**	1*	1	2	3	A	B	C
1996	-	-	-	-	-	-	-	-	-	-	-	-	-	-	-	-	-	-	-	-	-	-	-	-
1997	-	-	-	-	-	-	-	-	-	-	-	-	-	-	-	-	-	-	-	-	-	-	-	-
1998	-	8,296	7,308	6,498	5,142	-	7,174	6,042	5,439	4,504	-	5,563	5,487	5,159	4,096	3,379	-	6,702	6,040	5,450	4,460	5,448	4,623	4,238
1999	-	9,172	9,250	7,995	6,784	-	8,535	7,782	7,065	5,884	-	8,830	7,078	6,437	5,216	3,889	-	8,684	7,814	7,093	5,853	7,256	6,199	5,537
2000	-	11,118	9,689	8,781	7,107	-	8,741	8,189	7,206	5,777	-	7,470	7,467	6,238	4,603	3,270	-	8,751	8,202	7,173	5,689	7,612	6,158	5,068
2001	-	-	11,123	7,612	6,397	-	10,971	9,293	7,720	5,916	-	9,038	7,821	6,757	5,256	3,357	-	10,641	9,108	7,566	5,833	6,871	5,505	5,757
2002	-	10,558	-	8,845	6,504	-	10,511	9,142	7,812	6,078	-	9,491	8,222	6,902	5,025	3,432	-	10,252	9,008	7,684	5,942	6,893	6,711	5,769
2003	-	10,800	9,753	7,416	5,394	-	10,608	8,942	7,128	5,387	-	9,014	8,003	6,413	4,620	2,768	-	10,243	8,756	7,010	5,279	5,904	6,075	5,475
2004	-	9,178	7,893	7,511	6,506	10,228	9,133	8,109	6,999	5,997	-	8,381	7,653	6,695	5,498	3,824	10,228	8,864	7,973	6,937	5,917	6,733	6,363	6,047
2005	11,646	10,831	9,894	9,102	7,829	11,316	10,953	10,062	8,984	7,574	10,400	10,453	9,574	8,661	6,568	4,301	11,254	10,856	9,970	8,957	7,491	8,190	8,277	7,619
2006	13,088	11,930	10,231	8,976	7,425	12,983	11,285	10,140	8,740	7,303	11,118	10,831	9,573	8,236	6,210	3,402	12,564	11,154	10,013	8,669	7,165	7,908	8,049	7,470
2007	14,630	11,286	10,009	8,678	7,158	12,416	11,039	9,893	8,490	7,008	11,509	10,663	9,272	7,883	5,986	3,109	12,213	10,926	9,744	8,382	6,883	7,759	7,861	7,438
2008	14,399	10,255	9,611	8,132	6,314	10,887	10,164	8,965	7,641	6,077	11,395	10,226	8,643	7,263	5,033	2,815	11,266	10,191	8,877	7,577	5,952	6,837	6,849	6,716
2009	12,629	12,084	10,379	9,207	7,785	12,760	11,242	10,104	8,856	7,272	10,984	10,486	9,624	8,375	5,892	3,334	12,148	11,068	9,984	8,786	7,114	8,378	8,024	7,384
2010	16,266	13,511	11,717	10,277	8,665	13,989	12,806	11,447	9,906	7,987	13,441	11,800	10,806	9,302	6,965	3,790	14,084	12,532	11,303	9,810	7,914	9,314	8,847	8,509
2011	11,729	10,052	9,060	7,628	6,803	11,253	9,649	8,832	7,588	6,647	10,482	9,310	8,098	7,115	5,902	3,625	11,058	9,512	8,572	7,465	6,541	7,317	7,185	6,958
2012	-	11,757	9,679	8,865	7,797	11,949	11,149	10,226	8,913	7,330	11,879	11,056	10,007	8,622	6,141	2,721	11,908	11,137	10,108	8,830	7,142	8,331	8,001	7,793
2013	-	10,176	9,569	7,980	7,113	11,946	10,493	9,394	7,995	6,729	11,289	9,967	8,969	7,950	6,047	3,246	11,637	10,203	9,218	7,979	6,642	7,545	7,257	7,388
2014	-	-	10,606	8,496	7,377	12,366	11,477	9,950	8,551	7,413	12,628	11,031	9,626	8,517	6,862	3,926	12,506	11,272	9,808	8,537	7,279	7,832	7,781	7,853
2015	-	-	10,620	10,793	9,055	14,097	13,607	12,264	10,445	8,750	12,999	11,790	11,686	10,309	8,140	4,482	13,906	12,793	11,958	10,398	8,624	9,379	9,163	9,072
2016	-	-	12,170	10,277	9,029	15,910	12,958	12,065	9,783	8,636	-	12,389	11,543	9,395	8,109	5,005	15,910	12,541	11,780	9,622	8,537	9,338	9,042	9,048
2017	-	12,899	9,174	8,817	7,720	14,402	11,726	10,242	8,348	7,306	14,561	11,012	9,924	8,078	6,967	4,346	14,510	11,260	10,034	8,212	7,229	8,051	7,756	7,963
2018	-	13,045	12,597	10,643	9,335	-	13,718	12,548	10,559	8,947	14,926	12,876	12,125	10,395	8,450	4,774	14,926	13,155	12,287	10,482	8,825	9,921	9,503	9,735
2019	-	13,999	15,899	10,235	8,963	15,263	13,577	12,035	10,168	8,767	13,644	12,814	11,362	9,708	8,207	4,493	14,214	13,072	11,643	9,949	8,634	9,308	9,269	9,301
2020	15,777	13,190	12,729	10,461	8,944	14,574	13,615	12,230	10,414	8,607	14,387	13,430	11,924	10,240	8,311	4,855	14,526	13,497	12,054	10,339	8,587	9,451	9,360	9,955
2021	14,802	15,185	13,375	11,276	9,609	15,761	14,911	13,257	11,340	9,404	15,475	14,096	13,021	11,203	8,932	5,163	15,528	14,432	13,122	11,278	9,351	10,090	10,093	10,704
2022	15,599	13,158	11,625	9,924	8,782	14,804	13,434	11,929	10,045	8,493	13,376	12,882	11,564	9,848	8,045	5,209	14,167	13,189	11,740	9,961	8,472	9,145	9,171	9,537
2023	13,862	11,564	10,637	8,821	7,559	13,770	11,926	10,530	8,781	7,198	13,738	11,503	10,117	8,621	6,754	4,027	13,770	11,702	10,364	8,733	7,206	8,045	7,975	8,392
2024	15,731	12,371	11,085	9,687	8,478	12,994	12,294	11,249	9,871	8,101	12,439	12,315	10,894	9,877	7,740	4,693	12,794	12,311	11,081	9,851	8,109	8,892	8,721	9,259

주) 1. 1998년부터 품종구분이 재분류됨
 정소 : 젖소임(경산우), 육우 : 젖소임(미경산우), 정소 수·거세, 교잡우, 수입생우
 2. 육질등급 기준 중 1*등급은 1997년부터, 1**등급은 2004.12.1일부터 개정시행됨
 3. 1998년 이전 데이터는 기재하지 않음

Note) 1. Dairy heifer, male dairy cattle, castrated dairy cattle and crossbred cattle have been included in beef cattle and dairy cattle number is only that of cow since 1998
 2. The meat quality grade 1* was introduced from 1997 and grade 1** was introduced from the amendment of Dec.1.2004
 3. The data before 1998 is not written

• 육우 수 Beef cattle Male

판정장소 : 전국 도매시장

(단위 : 원/kg)

Place : Wholesale Center

(unit : won/kg)

연도	등급별 경락가격															육질등급별					육량등급별			
	Auction price by grade															By quality grade					By yield grade			
	1**A	1*A	1A	2A	3A	1**B	1*B	1B	2B	3B	1**C	1*C	1C	2C	3C	D	1**	1*	1	2	3	A	B	C
1996	-	-	-	-	-	-	-	-	-	-	-	-	-	-	-	-	-	-	-	-	-	-	-	-
1997	-	-	-	-	-	-	-	-	-	-	-	-	-	-	-	-	-	-	-	-	-	-	-	-
1998	-	7,796	7,838	7,252	5,339	-	7,410	7,078	6,271	4,815	-	5,700	6,553	5,803	3,894	3,533	-	7,514	7,483	6,888	4,975	5,412	4,833	3,920
1999	-	8,474	9,466	8,194	6,283	-	8,502	8,471	7,061	5,932	-	-	6,189	6,533	4,994	3,926	-	8,484	8,958	7,616	6,100	6,321	5,958	5,007
2000	-	-	9,785	9,396	5,921	-	-	9,125	7,568	5,527	-	8,590	8,376	5,930	4,152	3,250	-	8,590	9,361	8,282	5,697	5,959	5,559	4,189
2001	-	-	10,357	8,714	5,857	-	9,571	8,626	7,705	5,667	-	-	-	6,561	4,415	3,320	-	9,571	9,121	8,050	5,741	5,890	5,708	4,465
2002	-	-	12,371	10,130	6,544	-	9,922	9,811	8,524	6,338	-	-	7,123	8,833	4,709	3,141	-	9,922	10,130	9,014	6,403	6,571	6,374	4,800
2003	-	-	9,132	7,894	5,267	-	9,909	8,962	7,321	5,215	-	-	-	6,965	4,361	3,020	-	9,909	9,985	7,441	5,228	5,282	5,258	4,446
2004	-	-	-	8,164	6,352	-	-	7,357	6,718	6,253	-	-	-	6,818	5,505	3,936	-	-	7,357	6,826	6,249	6,356	6,263	5,535
2005	-	-	10,216	8,834	7,445	10,222	11,082	10,228	8,752	7,292	-	-	-	8,253	6,035	4,121	10,222	11,082	10,227	8,755	7,331	7,461	7,336	6,098
2006	-	-	10,700	8,844	7,032	-	-	10,218	8,727	6,906	-	-	-	7,698	5,848	3,925	-	-	10,322	8,704	6,919	7,052	6,951	5,894
2007	-	-	-	9,770	6,932	-	-	9,093	8,269	6,713	-	-	-	8,139	5,379	3,475	-	-	9,093	8,568	6,753	6,962	6,749	5,531
2008	-	11,893	-	7,427	5,746	-	-	8,928	7,281	5,601	-	-	-	6,011	4,786	3,320	-	11,893	9,928	7,182	5,631	5,764	5,624	4,832
2009	-	-	-	7,519	6,708	-	-	10,299	7,698	6,453	-	-	7,900	7,300	5,517	3,560	-	-	8,891	7,666	6,513	6,709	6,479	5,586
2010	-	-	-	10,635	7,734	-	-	-	9,968	7,337	-	-	-	9,468	6,287	3,948	-	-	-	9,990	7,409	7,749	7,372	6,405
2011	-	-	-	7,100	6,067	-	-	-	6,922	5,938	-	12,527	-	5,894	5,046	3,288	-	12,527	-	6,797	5,944	6,069	5,960	5,217
2012	-	-	-	10,178	7,152	-	9,300	-	8,557	6,904	-	-	-	8,629	5,570	3,571	-	9,300	-	8,712	6,930	7,163	6,929	5,785
2013	-	-	-	7,543	6,518	-	-	-	7,322	6,212	-	-	-	-	5,310	3,296	-	-	-	7,386	6,246	6,526	6,222	5,310
2014	-	-	-	8,490	7,258	-	-	-	8,112	7,051	-	-	-	8,210	6,261	3,402	-	-	-	8,201	7,056	7,262	7,055	6,311
2015	-	-	-	9,699	8,412	-	-	13,569	10,294	8,426	-	11,000	-	9,633	7,729	4,735	-	11,000	13,569	10,074	8,386	8,414	8,440	7,805
2016	-	-	-	-	8,473	-	-	-	9,320	8,335	-	-	12,790	9,881	8,003	6,110	-	-	12,790	9,504	8,352	8,473	8,351	8,243
2017	-	-	-	8,138	6,963	-	-	-	7,645	6,842	-	-	-	7,707	6,255	4,507	-	-	-	7,682	6,827	6,967	6,854	6,375
2018	-	-	-	-	8,292	-	-	-	9,549	8,309	-	-	-	9,504	7,350	5,145	-	-	-	9,528	8,238	8,292	8,323	7,564
2019	-	-	-	-	8,271	-	-	-	9,613	8,190	-	-	-	9,246	7,498	5,040	-	-	-	9,505	8,158	8,271	8,215	7,625
2020	-	-	-	9,711	7,694	-	-	-	9,484	7,749	-	-	-	8,953	7,121	5,928	-	-	-	9,369	7,687	7,709	7,799	7,304
2021	-	-	-	-	8,438	-	-	7,510	9,699	8,404	-	-	11,999	9,994	7,687	6,401	-	-	9,047	9,885	8,374	8,438	8,410	7,926
2022	-	-	-	8,043	8,183	-	-	-	10,502	8,200	-	-	-	8,790	7,691	4,606	-	-	-	9,784	8,143	8,182	8,244	7,705
2023	-	-	-	6,898	6,705	-	-	10,400	7,584	6,767	-	-	11,009	7,556	6,326	4,328	-	-	10,695	7,359	6,668	6,707	6,794	6,393
2024	-	-	-	8,773	7,403	-	-	-	8,564	7,416	-	-	-	-	6,757	4,602	-	-	-	8,637	7,329	7,418	7,441	6,757

• 육우 거세

Beef cattle Castrated

판정장소 : 전국 도매시장

Place : Wholesale Center

(단위 : 원/kg)

(unit : won/kg)

연도	등급별 경락가격 Auction price by grade															육질등급별 By quality grade					육량등급별 By yield grade			
	1**A	1*A	1A	2A	3A	1**B	1*B	1B	2B	3B	1**C	1*C	1C	2C	3C	D	1**	1*	1	2	3	A	B	C
1996	-	-	-	-	-	-	-	-	-	-	-	-	-	-	-	-	-	-	-	-	-	-	-	-
1997	-	-	-	-	-	-	-	-	-	-	-	-	-	-	-	-	-	-	-	-	-	-	-	-
1998	-	-	7,740	5,714	4,961	-	6,748	6,226	5,774	5,007	-	6,137	5,773	5,473	4,526	3,714	-	6,554	6,154	5,743	4,992	5,070	5,206	5,173
1999	-	10,215	8,553	7,695	6,548	-	7,262	8,082	7,475	6,432	-	8,357	7,684	6,882	5,434	3,151	-	8,185	8,088	7,485	6,438	6,742	6,671	6,175
2000	-	10,890	9,673	8,470	6,147	-	9,218	8,884	7,955	6,202	-	-	8,119	6,849	5,357	3,229	-	9,790	8,920	7,943	6,176	6,376	6,484	5,891
2001	-	9,887	10,816	9,088	6,546	-	11,963	10,728	9,153	7,052	-	10,639	9,438	8,424	6,549	3,736	-	11,624	10,616	9,106	6,944	6,938	7,660	7,246
2002	-	11,549	10,192	8,350	7,024	-	11,160	10,093	8,419	7,013	-	10,368	8,826	7,442	5,886	3,183	-	11,112	9,978	8,349	6,981	7,398	7,566	6,889
2003	-	11,632	10,259	7,960	6,213	-	10,756	9,297	7,616	6,286	-	9,539	8,119	6,805	5,630	3,226	-	10,524	9,057	7,516	6,230	6,820	7,012	6,651
2004	11,033	9,521	9,143	7,798	6,784	10,932	9,235	8,537	7,489	6,635	9,912	8,213	7,684	7,084	6,373	3,923	10,661	8,896	8,235	7,398	6,607	7,076	7,061	6,947
2005	11,559	11,547	10,615	9,565	8,318	11,927	11,530	10,727	9,743	8,532	10,493	10,428	9,755	9,167	7,830	4,665	11,611	11,352	10,568	9,674	8,468	8,842	9,317	8,922
2006	14,123	12,223	11,085	9,742	7,962	13,159	12,005	10,862	9,533	8,073	11,936	11,149	10,149	8,900	7,371	4,068	12,981	11,869	10,767	9,471	8,023	8,654	8,983	8,680
2007	14,066	11,831	10,690	9,434	7,538	12,568	11,747	10,404	9,085	7,675	12,335	10,836	9,621	8,373	6,987	3,848	12,624	11,565	10,258	9,000	7,630	8,249	8,583	8,383
2008	12,354	11,764	10,567	8,661	6,898	11,993	10,581	9,484	8,198	6,831	10,866	9,645	8,525	7,309	6,029	3,456	11,657	10,340	9,259	8,045	6,777	7,624	7,699	7,375
2009	13,019	12,397	10,958	9,530	8,021	12,338	11,814	10,818	9,476	8,022	11,901	10,951	10,043	8,857	7,176	3,353	12,248	11,654	10,662	9,392	7,979	8,682	8,990	8,878
2010	15,999	14,326	12,707	11,210	9,332	14,395	13,526	12,488	10,808	8,969	13,034	12,320	11,377	9,756	7,697	4,380	14,261	13,292	12,284	10,680	8,915	10,087	10,087	9,641
2011	13,890	11,506	9,453	7,893	6,708	11,253	10,517	9,331	7,914	6,677	10,384	9,347	8,449	7,180	6,151	4,206	10,950	10,121	9,062	7,720	6,611	7,303	7,460	7,185
2012	13,976	12,374	11,394	9,860	8,232	12,324	11,921	10,994	9,890	8,085	12,165	11,489	10,645	9,402	7,493	3,876	12,310	11,780	10,895	9,780	8,023	8,936	8,913	8,959
2013	15,142	10,831	10,292	9,014	7,545	11,641	10,908	10,123	8,777	7,351	11,499	10,752	9,728	8,414	6,986	3,778	11,747	10,825	9,965	8,669	7,304	8,097	7,985	8,128
2014	13,417	11,456	10,468	9,228	7,943	12,258	11,016	10,207	8,884	7,900	11,881	10,829	9,848	8,733	7,755	4,161	12,131	10,940	10,040	8,832	7,872	8,573	8,423	8,596
2015	16,028	14,610	12,765	11,457	9,987	14,292	13,312	12,619	11,309	9,806	13,750	12,976	12,405	11,013	9,525	4,605	14,136	13,154	12,513	11,188	9,751	10,653	10,497	10,696
2016	15,940	13,863	13,516	10,724	9,173	15,305	13,578	12,503	10,455	9,243	14,621	12,780	11,951	9,966	8,799	5,283	14,871	13,144	12,194	10,215	9,133	9,847	9,928	9,899
2017	-	12,672	10,756	9,342	7,922	13,088	12,221	10,595	9,882	7,819	12,473	11,505	10,016	8,666	7,444	4,396	12,677	11,762	10,258	8,826	7,732	8,466	8,526	8,642
2018	14,119	14,295	13,289	11,437	9,864	14,969	14,169	12,917	11,285	9,633	14,814	13,712	12,560	10,992	9,219	4,835	14,865	13,919	12,734	11,168	9,563	10,504	10,520	10,824
2019	15,771	13,930	12,459	11,045	9,732	14,664	13,826	12,478	10,884	9,382	13,828	12,956	11,925	10,512	8,956	4,895	14,120	13,328	12,168	10,720	9,307	10,314	10,242	10,446
2020	16,162	14,850	13,433	11,575	9,743	15,559	14,521	13,261	11,518	9,707	14,901	13,900	12,798	11,291	9,318	4,660	15,329	14,269	13,074	11,443	9,648	10,768	10,970	11,199
2021	16,634	15,578	14,198	12,467	10,959	16,358	15,065	13,972	12,342	10,897	15,572	14,725	13,476	12,002	10,460	4,730	16,058	14,964	13,770	12,220	10,823	11,920	11,992	12,038
2022	16,531	14,622	13,096	11,339	9,546	15,748	14,394	13,039	11,218	9,547	14,888	13,715	12,456	10,894	9,248	4,657	15,647	14,154	12,816	11,115	9,502	10,732	10,898	11,008
2023	15,053	13,302	11,916	10,149	8,301	14,608	13,260	11,764	10,107	8,264	13,422	12,462	11,162	9,701	7,811	4,500	14,326	13,003	11,579	10,001	8,216	9,444	9,665	9,726
2024	14,722	13,155	12,171	11,091	9,510	14,657	13,244	12,275	11,091	9,444	14,001	12,814	11,884	10,883	9,100	5,026	14,476	13,090	12,124	11,032	9,409	10,391	10,536	10,706

- 주) 1. 1998년부터 품종구분이 재분류됨
 정소 : 정소암(경산우), 정소 수거세, 교잡우, 수입생우
 2. 육질등급 기준 중 1*등급은 1997년부터, 1**등급은 2004.12.1.일부터 개정 시행됨
 3. 1998년 이전 데이터는 기재하지 않음

- Note) 1. Dairy heifer, male dairy cattle, castrated dairy cattle and crossbred cattle have been included in beef cattle and dairy cattle number is only that of cow since 1998
 2. The meat quality grade 1* was introduced from 1997 and grade 1** was introduced from the amendment of Dec.1.2004
 3. The data before 1998 is not written

나. 연도별, 품종별, 성별, 등급별 경락가격(1998년~2024년)

Auction price of beef carcass by year, species, sex and grade(1998~2024)

판정기간 : 1998.01.01~12.31
판정장소 : 전국 도매시장

Period : 1998.01.01~12.31
Place : Wholesale Center

(단위 : 원/kg, %)

(unit : won/kg, %)

품 종 Species		전 체 Total					한 우 Hanwoo					젖 소 Dairy cattle		육 우 Beef				
성 별 Sex		평균 Average	암 Female	수 Male	거세 Castrated	가격비 Ratio	평균 Average	암 Female	수 Male	거세 Castrated	가격비 Ratio	암 Female	가격비 Ratio	평균 Average	암 Female	수 Male	거세 Castrated	가격비 Ratio
Auction price by grade	평균 Ave	6,241	6,257	5,842	7,446	100.0	7,049	6,943	6,741	7,795	100.0	3,770	100.0	4,959	4,591	5,015	5,197	100.0
	1**A	-	-	-	-	-	-	-	-	-	-	-	-	-	-	-	-	-
	1**B	-	-	-	-	-	-	-	-	-	-	-	-	-	-	-	-	-
	1**C	-	-	-	-	-	-	-	-	-	-	-	-	-	-	-	-	-
	1*A	8,721	8,494	8,567	8,807	139.7	8,726	8,495	8,739	8,807	123.8	-	-	7,919	8,296	7,796	-	159.7
	1*B	8,407	8,285	8,361	8,556	134.7	8,417	8,293	8,546	8,566	119.4	5,931	157.3	7,047	7,174	7,410	6,748	142.1
	1*C	7,192	7,277	7,003	7,152	115.2	7,222	7,345	7,695	7,163	102.5	4,700	124.7	5,791	5,563	5,700	6,137	116.8
	1A	8,342	7,975	8,454	8,484	133.7	8,352	7,987	8,508	8,484	118.5	4,599	122.0	7,703	7,308	7,838	7,740	155.3
	1B	7,904	7,704	8,162	8,226	126.6	7,946	7,737	8,287	8,282	112.7	5,372	142.5	6,233	6,042	7,078	6,226	125.7
	1C	6,805	6,748	6,954	6,838	109.0	6,865	6,858	7,021	6,866	97.4	5,133	136.2	5,683	5,487	6,553	5,773	114.6
	2A	7,729	7,253	7,848	7,875	123.8	7,770	7,276	7,923	7,893	110.2	4,754	126.1	7,133	6,498	7,252	5,714	143.8
	2B	7,125	6,964	7,429	7,575	114.2	7,269	7,080	7,711	7,824	103.1	4,442	117.8	5,717	5,439	6,271	5,774	115.3
	2C	6,284	6,220	6,674	6,425	100.7	6,447	6,417	6,782	6,498	91.5	4,447	118.0	5,278	5,159	5,803	5,473	106.4
	3A	6,170	6,030	6,166	6,400	98.9	6,571	6,332	6,578	6,573	93.2	3,916	103.9	5,331	5,142	5,339	4,961	107.5
	3B	5,140	5,231	5,017	5,601	82.4	6,174	6,114	6,227	6,411	87.6	3,730	98.9	4,773	4,504	4,815	5,007	96.2
	3C	4,422	4,430	4,094	5,578	70.9	5,581	5,557	5,482	5,938	79.2	3,678	97.6	4,025	4,096	3,894	4,526	81.2
	D	3,008	2,993	3,590	3,851	48.2	4,577	4,622	3,879	4,208	64.9	2,871	76.2	3,461	3,379	3,533	3,714	69.8
By quality grade	1**	-	-	-	-	-	-	-	-	-	-	-	-	-	-	-	-	-
	1*	8,343	8,230	8,427	8,436	133.7	8,357	8,245	8,627	8,445	118.6	5,647	149.8	6,888	6,702	7,514	6,554	138.9
	1	7,885	7,663	8,305	8,106	126.3	7,925	7,703	8,387	8,145	112.4	5,266	139.7	6,351	6,040	7,483	6,154	128.1
	2	7,198	6,904	7,735	7,539	115.3	7,322	7,027	7,864	7,699	103.9	4,446	117.9	6,020	5,450	6,888	5,743	121.4
	3	5,523	5,087	5,663	5,803	88.5	6,387	6,040	6,527	6,449	90.6	3,707	98.3	4,899	4,460	4,975	4,992	98.8
By yield grade	A	6,610	7,201	6,348	7,912	105.9	7,024	7,356	6,768	7,984	99.6	4,031	106.9	5,408	5,448	5,412	5,070	109.1
	B	6,132	6,398	5,152	7,364	98.3	7,174	7,009	6,616	7,908	101.8	3,802	100.8	4,825	4,623	4,833	5,206	97.3
	C	5,369	5,121	4,298	6,650	86.0	6,340	6,149	5,989	6,742	89.9	3,727	98.9	4,181	4,238	3,920	5,173	84.3

주) 1. 1998년부터 품종구분이 재분류됨
 젖소 : 젖소암(경산우), 육우 : 젖소암(미경산우), 젖소 수-거세, 교잡우, 수입생우
 2. 평균 경락가격은 등외·결함 제외

Note) 1. Dairy heifer, male dairy cattle, castrated dairy cattle and crossbred cattle have been included in beef cattle and the price of dairy cattle is only that of cow since 1998
 2. The average action price exclude extras and defects

연도별, 품종별, 성별, 등급별 경락가격(1999년)

판정기간 : 1999.01.01~12.31
판정장소 : 전국 도매시장

Period : 1999.01.01~12.31
Place : Wholesale Center

(단위 : 원/kg, %)

(unit : won/kg, %)

품 종 Species		전 체 Total					한 우 Hanwoo					젖 소 Dairy cattle		육 우 Beef				
성 별 Sex		평균 Average	암 Female	수 Male	거세 Castrated	가격비 Ratio	평균 Average	암 Female	수 Male	거세 Castrated	가격비 Ratio	암 Female	가격비 Ratio	평균 Average	암 Female	수 Male	거세 Castrated	가격비 Ratio
AUCTION PRICE by grade	평균 Ave	8,097	8,363	7,475	9,462	100.0	8,982	8,926	8,704	9,746	100.0	4,960	100.0	6,164	6,192	6,132	6,673	100.0
	1**A	-	-	-	-	-	-	-	-	-	-	-	-	-	-	-	-	-
	1**B	-	-	-	-	-	-	-	-	-	-	-	-	-	-	-	-	-
	1**C	-	-	-	-	-	-	-	-	-	-	-	-	-	-	-	-	-
	1*A	10,910	10,664	9,680	11,034	134.7	10,918	10,678	9,763	11,035	121.6	-	-	9,207	9,172	8,474	10,215	149.4
	1*B	10,255	10,223	9,317	10,354	126.7	10,267	10,234	9,405	10,366	114.3	6,985	140.8	8,277	8,535	8,502	7,262	134.3
	1*C	9,705	9,819	-	9,488	119.9	9,723	9,841	-	9,498	108.2	7,534	151.9	8,694	8,830	-	8,357	141.0
	1A	10,139	9,923	9,745	10,326	125.2	10,148	9,935	9,757	10,329	113.0	7,532	151.9	9,296	9,250	9,466	8,553	150.8
	1B	9,670	9,603	9,280	9,927	119.4	9,701	9,633	9,431	9,959	108.0	6,694	135.0	7,925	7,782	8,471	8,082	128.6
	1C	8,975	8,991	8,351	8,958	110.8	9,115	9,209	8,492	8,967	101.5	6,311	127.2	7,113	7,078	6,189	7,684	115.4
	2A	9,312	9,103	9,330	9,453	115.0	9,370	9,159	9,409	9,476	104.3	6,176	124.5	8,105	7,995	8,194	7,695	131.5
	2B	8,816	8,777	8,697	9,123	108.9	8,950	8,890	9,291	9,265	99.6	6,091	122.8	7,138	7,065	7,061	7,475	115.8
	2C	8,030	7,974	7,912	8,522	99.2	8,386	8,366	8,093	8,570	93.4	5,518	111.3	6,472	6,437	6,533	6,882	105.0
	3A	7,704	7,863	7,687	8,105	95.1	8,553	8,180	8,571	8,501	95.2	5,321	107.3	6,295	6,784	6,283	6,548	102.1
	3B	6,730	7,087	6,381	7,248	83.1	8,067	7,878	8,576	8,542	89.8	5,054	101.9	5,954	5,884	5,932	6,432	96.6
	3C	5,655	5,666	5,407	7,160	69.8	7,326	7,328	7,079	7,885	81.6	4,678	94.3	5,110	5,216	4,994	5,434	82.9
	D	3,889	3,876	4,289	4,972	48.0	5,775	5,816	5,327	5,800	64.3	3,680	74.2	3,908	3,889	3,926	3,151	63.4
BY QUALITY grade	1**	-	-	-	-	-	-	-	-	-	-	-	-	-	-	-	-	-
	1+	10,372	10,232	9,585	10,609	128.1	10,384	10,244	9,672	10,617	115.6	7,218	145.5	8,552	8,684	8,484	8,185	138.7
	1	9,733	9,598	9,630	10,030	120.2	9,770	9,641	9,677	10,048	108.8	6,501	131.1	8,036	7,814	8,958	8,088	130.4
	2	8,883	8,721	9,197	9,246	109.7	9,022	8,865	9,382	9,330	100.4	5,815	117.2	7,322	7,093	7,616	7,485	118.8
	3	7,172	6,777	7,289	7,598	88.6	8,347	7,821	8,565	8,499	92.9	4,834	97.5	6,088	5,853	6,100	6,438	98.8
BY YIELD grade	A	8,245	9,144	7,867	9,817	101.8	8,998	9,308	8,706	9,933	100.2	5,544	111.8	6,350	7,256	6,321	6,742	103
	B	8,148	8,568	6,542	9,211	100.6	9,049	8,966	8,753	9,665	100.7	5,209	105.0	6,052	6,199	5,958	6,671	98.2
	C	6,941	6,830	5,573	8,830	85.7	8,329	8,247	7,342	8,921	92.7	4,773	96.2	5,326	5,537	5,007	6,175	86.4

주) 1. 1998년부터 품종구분이 재분류됨
젖소 : 젖소암(경산우), 육우 : 젖소암(미경산우), 젖소 수-거세, 교잡우, 수입생우
2. 평균 경락가격은 등외·결함 제외

Note) 1. Dairy heifer, male dairy cattle, castrated dairy cattle and crossbred cattle have been included in beef cattle and the price of dairy cattle is only that of cow since 1998
2. The average action price exclude extras and defects

연도별, 품종별, 성별, 등급별 경락가격(2000년)

판정기간 : 2000.01.01~12.31
판정장소 : 전국 도매시장

Period : 2000.01.01~12.31
Place : Wholesale Center

(단위 : 원/kg, %)

(unit : won/kg, %)

품종 Species		전체 Total					한우 Hanwoo					젖소 Dairy cattle		육우 Beef				
성별 Sex		평균 Average	암 Female	수 Male	거세 Castrated	가격비 Ratio	평균 Average	암 Female	수 Male	거세 Castrated	가격비 Ratio	암 Female	가격비 Ratio	평균 Average	암 Female	수 Male	거세 Castrated	가격비 Ratio
Auction price by grade	평균 Ave	8,599	9,225	7,795	10,032	100.0	9,818	10,100	9,193	10,916	100.0	4,314	100.0	5,836	6,093	5,732	6,453	100.0
	1**A	-	-	-	-	-	-	-	-	-	-	-	-	-	-	-	-	-
	1**B	-	-	-	-	-	-	-	-	-	-	-	-	-	-	-	-	-
	1**C	-	-	-	-	-	-	-	-	-	-	-	-	-	-	-	-	-
	1*A	12,334	11,743	12,479	13,137	143.4	12,336	11,744	12,479	13,140	125.6	-	-	11,053	11,118	-	10,890	189.4
	1*B	11,726	11,575	12,065	12,316	136.4	11,737	11,587	12,065	12,321	119.5	7,502	173.9	8,792	8,741	-	9,218	150.7
	1*C	10,702	10,610	9,788	10,915	124.5	10,716	10,628	10,368	10,915	109.1	-	-	7,664	7,470	8,590	-	131.3
	1A	11,460	10,959	11,777	12,088	133.3	11,474	10,970	11,820	12,098	116.9	-	-	9,711	9,689	9,785	9,673	166.4
	1B	10,877	10,768	11,045	11,343	126.5	10,925	10,816	11,147	11,383	111.3	6,564	152.2	8,370	8,189	9,125	8,884	143.4
	1C	9,851	9,834	9,719	9,895	114.6	9,927	9,936	9,875	9,909	101.1	6,557	152.0	7,572	7,467	8,376	8,119	129.7
	2A	10,538	10,165	10,692	10,752	122.5	10,575	10,195	10,734	10,792	107.7	7,727	179.1	9,123	8,781	9,396	8,470	156.3
	2B	9,830	9,814	9,819	9,925	114.3	10,052	10,011	10,204	10,212	102.4	5,778	133.9	7,479	7,206	7,568	7,955	128.2
	2C	8,714	8,656	8,667	9,040	101.3	9,062	9,057	8,856	9,115	92.3	5,108	118.4	6,306	6,238	5,930	6,849	108.1
	3A	8,046	8,645	8,031	7,934	93.6	8,963	8,990	8,959	9,130	91.3	4,989	115.6	5,944	7,107	5,921	6,147	101.9
	3B	6,598	7,167	6,232	6,730	76.7	8,774	8,804	8,724	8,801	89.4	4,396	101.9	5,640	5,777	5,527	6,202	96.6
	3C	5,363	5,389	4,886	6,901	62.4	7,860	7,919	7,242	7,894	80.1	4,018	93.1	4,420	4,603	4,152	5,357	75.7
	D	3,107	3,082	3,815	4,067	36.1	5,776	5,780	5,783	4,793	58.8	2,855	66.2	3,259	3,270	3,250	3,229	55.8
By quality grade	1**	-	-	-	-	-	-	-	-	-	-	-	-	-	-	-	-	-
	1*	11,724	11,483	12,197	12,385	136.3	11,733	11,494	12,276	12,388	119.5	7,502	173.9	8,858	8,751	8,590	9,790	151.8
	1	10,908	10,710	11,513	11,427	126.9	10,952	10,759	11,583	11,454	111.6	6,562	152.1	8,417	8,202	9,361	8,920	144.2
	2	9,907	9,689	10,461	10,124	115.2	10,100	9,903	10,597	10,306	102.9	5,469	126.8	7,612	7,173	8,282	7,943	130.4
	3	7,336	6,769	7,503	7,049	85.3	8,875	8,659	8,926	8,901	90.4	4,185	97.0	5,732	5,689	5,697	6,176	98.2
By yield grade	A	8,751	10,325	8,305	10,945	101.8	9,597	10,449	9,209	11,372	97.7	5,576	129.3	6,004	7,612	5,959	6,376	102.9
	B	8,660	9,502	6,545	9,584	100.7	10,176	10,216	9,147	10,858	103.6	4,558	105.7	5,780	6,158	5,559	6,484	99
	C	7,487	7,334	5,387	9,541	87.1	9,178	9,103	7,886	9,725	93.5	4,112	95.3	4,748	5,068	4,189	5,891	81.4

주) 1. 1998년부터 품종구분이 재분류됨
젖소 : 젖소암(경산우), 육우 : 젖소암(미경산우), 젖소 수-거세, 교잡우, 수입생우
2. 평균 경락가격은 등외·결함 제외

Note) 1. Dairy heifer, male dairy cattle, castrated dairy cattle and crossbred cattle have been included in beef cattle and the price of dairy cattle is only that of cow since 1998
2. The average action price exclude extras and defects

연도별, 품종별, 성별, 등급별 경락가격(2001년)

판정기간 : 2001.01.01~12.31
판정장소 : 전국 도매시장

Period : 2001.01.01~12.31
Place : Wholesale Center

(단위 : 원/kg, %)

(unit : won/kg, %)

품 종 Species		전 체 Total					한 우 Hanwoo					젖 소 Dairy cattle		육 우 Beef				
성 별 Sex		평균 Average	암 Female	수 Male	거세 Castrated	가격비 Ratio	평균 Average	암 Female	수 Male	거세 Castrated	가격비 Ratio	암 Female	가격비 Ratio	평균 Average	암 Female	수 Male	거세 Castrated	가격비 Ratio
인 공 경 매 가 격 Auction price by grade	평균 Ave	9,647	10,382	8,393	11,073	100.0	11,983	12,160	11,062	13,079	100.0	4,883	100.0	6,270	6,403	5,778	7,530	100.0
	1**A	-	-	-	-	-	-	-	-	-	-	-	-	-	-	-	-	-
	1**B	-	-	-	-	-	-	-	-	-	-	-	-	-	-	-	-	-
	1**C	-	-	-	-	-	-	-	-	-	-	-	-	-	-	-	-	-
	1*A	14,431	14,001	13,147	14,699	149.6	14,440	14,001	13,147	14,714	120.5	-	-	9,887	-	-	9,887	157.7
	1*B	13,976	13,967	12,310	14,007	144.9	14,014	13,995	12,835	14,061	116.9	10,367	212.3	11,527	10,971	9,571	11,963	183.8
	1*C	13,146	13,232	12,815	13,050	136.3	13,188	13,281	12,815	13,084	110.1	6,820	139.7	9,980	9,038	-	10,639	159.2
	1A	13,381	12,826	12,774	13,873	138.7	13,403	12,836	12,827	13,897	111.9	10,450	214.0	10,776	11,123	10,357	10,816	171.9
	1B	12,966	12,859	11,915	13,228	134.4	13,112	12,972	12,458	13,444	109.4	8,915	182.6	10,116	9,293	8,626	10,728	161.3
	1C	12,168	12,142	11,265	12,216	126.1	12,324	12,348	11,265	12,305	102.8	7,774	159.2	8,543	7,821	-	9,438	136.3
	2A	12,247	11,799	11,848	12,873	127.0	12,425	11,896	11,995	13,145	103.7	6,753	138.3	8,826	7,612	8,714	9,088	140.8
	2B	11,356	11,339	10,637	11,518	117.7	12,094	11,874	11,484	12,670	100.9	6,987	143.1	8,651	7,720	7,705	9,153	138.0
	2C	10,475	10,180	9,928	11,083	108.6	11,148	11,004	10,616	11,443	93.0	5,863	120.1	7,478	6,757	6,561	8,424	119.3
	3A	8,930	9,628	8,906	9,065	92.6	10,984	10,428	10,928	12,362	91.7	4,911	100.6	5,924	6,397	5,857	6,546	94.5
	3B	6,903	7,165	6,404	7,719	71.6	10,695	10,373	10,593	11,918	89.3	4,885	100.0	6,079	5,916	5,667	7,052	97.0
	3C	5,862	5,719	5,268	7,773	60.8	9,616	9,546	8,747	10,759	80.2	4,456	91.3	5,317	5,256	4,415	6,549	84.8
	D	3,490	3,476	3,960	4,725	36.2	7,091	7,170	6,525	5,630	59.2	3,256	66.7	3,349	3,357	3,320	3,736	53.4
급 제 별 가 격 By quality grade	1**	-	-	-	-	-	-	-	-	-	-	-	-	-	-	-	-	-
	1*	13,960	13,871	12,877	14,094	144.7	13,993	13,898	13,043	14,134	116.8	9,340	191.3	11,221	10,641	9,571	11,624	179.0
	1	12,959	12,762	12,510	13,294	134.3	13,080	12,873	12,700	13,433	109.2	8,572	175.5	9,971	9,108	9,121	10,616	159.0
	2	11,521	11,208	11,527	11,907	119.4	12,096	11,744	11,872	12,709	100.9	6,550	134.1	8,578	7,566	8,050	9,106	136.8
	3	7,854	6,849	8,073	8,045	81.4	10,868	10,209	10,883	12,061	90.7	4,679	95.8	5,995	5,833	5,741	6,944	95.6
급 제 별 가 격 By yield grade	A	9,966	12,096	9,204	12,255	103.3	11,716	12,327	11,098	13,471	97.8	5,293	108.4	6,009	6,871	5,890	6,938	95.8
	B	9,506	10,694	6,716	10,463	98.5	12,363	12,303	10,882	13,043	103.2	5,151	105.5	6,450	6,505	5,708	7,660	102.9
	C	8,979	8,388	5,865	11,230	93.1	11,537	11,331	9,519	12,048	96.3	4,580	93.8	5,868	5,757	4,465	7,246	93.6

주) 1. 1998년부터 품종구분이 재분류됨
 젖소 : 젖소암(경산우), 육우 : 젖소암(미경산우), 젖소 수-거세, 교잡우, 수입생우
 2. 평균 경락가격은 등외·결함 제외

Note) 1. Dairy heifer, male dairy cattle, castrated dairy cattle and crossbred cattle have been included in beef cattle and the price of dairy cattle is only that of cow since 1998
 2. The average action price exclude extras and defects

연도별, 품종별, 성별, 등급별 경락가격(2002년)

판정기간 : 2002.01.01~12.31
판정장소 : 전국 도매시장

Period : 2002.01.01~12.31
Place : Wholesale Center

(단위 : 원/kg, %)

(unit : won/kg, %)

품 종 Species		전 체 Total					한 우 Hanwoo					젖 소 Dairy cattle		육 우 Beef				
성 별 Sex		평균 Average	암 Female	수 Male	거세 Castrated	가격비 Ratio	평균 Average	암 Female	수 Male	거세 Castrated	가격비 Ratio	암 Female	가격비 Ratio	평균 Average	암 Female	수 Male	거세 Castrated	가격비 Ratio
인 공 경 매 가 격 Auction price by grade	평균 Ave	10,921	11,084	10,404	11,140	100.0	13,675	14,067	13,149	13,733	100.0	4,426	100.0	7,049	6,574	6,435	7,517	100.0
	1**A	-	-	-	-	-	-	-	-	-	-	-	-	-	-	-	-	-
	1**B	-	-	-	-	-	-	-	-	-	-	-	-	-	-	-	-	-
	1**C	-	-	-	-	-	-	-	-	-	-	-	-	-	-	-	-	-
	1*A	15,623	16,576	15,398	15,367	143.1	15,640	16,584	15,398	15,385	114.4	-	-	11,477	10,558	-	11,549	162.8
	1*B	15,404	16,332	12,754	14,526	141.0	15,574	16,434	13,759	14,723	113.9	9,444	213.4	11,022	10,511	9,922	11,160	156.4
	1*C	14,198	14,896	13,677	13,684	130.0	14,275	15,001	13,677	13,742	104.4	-	-	9,973	9,491	-	10,368	141.5
	1A	14,717	15,133	15,328	14,553	134.8	14,781	15,133	15,359	14,636	108.1	-	-	10,270	-	12,371	10,192	145.7
	1B	14,136	14,729	14,129	13,525	129.4	14,602	15,052	14,485	14,091	106.8	7,723	174.5	9,896	9,142	9,811	10,093	140.4
	1C	13,057	13,431	12,203	12,748	119.6	13,312	13,704	13,167	12,981	97.3	6,969	157.5	8,645	8,222	7,123	8,826	122.6
	2A	13,616	13,530	14,460	13,279	124.7	14,001	13,680	14,546	13,815	102.4	6,971	157.5	8,501	8,845	10,130	8,350	120.6
	2B	11,499	12,135	12,827	11,051	105.3	13,299	13,430	13,528	13,170	97.3	6,320	142.8	8,333	7,812	8,524	8,419	118.2
	2C	11,058	10,908	11,512	11,179	101.3	12,134	12,173	11,818	12,109	88.7	5,568	125.8	7,289	6,902	8,833	7,442	103.4
	3A	10,798	9,882	11,024	9,513	98.9	12,930	11,826	12,965	12,782	94.6	5,097	115.2	6,653	6,504	6,544	7,024	94.4
	3B	7,296	6,589	7,497	7,551	66.8	12,085	11,431	12,486	12,442	88.4	4,326	97.7	6,696	6,078	6,338	7,013	95.0
	3C	5,559	5,099	6,023	7,835	50.9	10,395	9,995	10,574	11,389	76.0	3,926	88.7	5,278	5,025	4,709	5,886	74.9
	D	2,904	2,897	3,548	3,859	26.6	6,285	6,324	5,556	6,119	46.0	2,798	63.2	3,304	3,432	3,141	3,183	46.9
의 질 에 따 라 는 가 격 By quality grade	1**	-	-	-	-	-	-	-	-	-	-	-	-	-	-	-	-	-
	1*	15,267	16,120	14,200	14,695	139.8	15,379	16,211	14,663	14,810	112.5	9,444	213.4	10,914	10,252	9,922	11,112	154.8
	1	14,109	14,563	14,940	13,736	129.2	14,443	14,839	15,095	14,104	105.6	7,552	170.6	9,784	9,008	10,130	9,978	138.8
	2	12,024	12,046	14,028	11,696	110.1	13,386	13,229	14,286	13,280	97.9	6,118	138.2	8,263	7,684	9,014	8,349	117.2
	3	8,624	6,226	9,978	7,931	79.0	12,640	11,123	12,908	12,521	92.4	4,145	93.7	6,632	5,942	6,403	6,981	94.1
의 년 령 에 따 라 는 가 격 By yield grade	A	12,152	14,128	11,403	12,984	111.3	13,695	14,614	13,205	14,196	100.1	5,456	123.3	6,807	6,893	6,571	7,398	96.6
	B	10,365	11,452	7,981	10,289	94.9	13,901	14,308	12,839	13,658	101.7	4,696	106.1	7,180	6,711	6,374	7,566	101.9
	C	9,871	8,804	6,899	11,650	90.4	12,724	12,777	11,193	12,723	93.0	4,067	91.9	6,186	5,769	4,800	6,889	87.8

주) 1. 1998년부터 품종구분이 재분류됨
젖소 : 젖소암(경산우), 육우 : 젖소암(미경산우), 젖소 수-거세, 교잡우, 수입생우
2. 평균 경락가격은 등외·결함 제외

Note) 1. Dairy heifer, male dairy cattle, castrated dairy cattle and crossbred cattle have been included in beef cattle and the price of dairy cattle is only that of cow since 1998
2. The average action price exclude extras and defects

연도별, 품종별, 성별, 등급별 경락가격(2003년)

판정기간 : 2003.01.01~12.31
판정장소 : 전국 도매시장

Period : 2003.01.01~12.31
Place : Wholesale Center

(단위 : 원/kg, %)

(unit : won/kg, %)

품 종 Species		전 체 Total					한 우 Hanwoo					젖 소 Dairy cattle		육 우 Beef				
성 별 Sex		평균 Average	암 Female	수 Male	거세 Castrated	가격비 Ratio	평균 Average	암 Female	수 Male	거세 Castrated	가격비 Ratio	암 Female	가격비 Ratio	평균 Average	암 Female	수 Male	거세 Castrated	가격비 Ratio
인 공 경 매 가 격 Auction price by grade	평균 Ave	10,220	9,871	10,502	10,207	100.0	14,783	16,343	13,217	16,063	100.0	4,010	100.0	6,347	5,977	5,257	6,959	100.0
	1**A	-	-	-	-	-	-	-	-	-	-	-	-	-	-	-	-	-
	1**B	-	-	-	-	-	-	-	-	-	-	-	-	-	-	-	-	-
	1**C	-	-	-	-	-	-	-	-	-	-	-	-	-	-	-	-	-
	1*A	18,089	18,780	17,832	17,955	177.0	18,185	18,797	17,832	18,069	123.0	-	-	11,611	10,800	-	11,632	182.9
	1*B	17,077	18,316	16,878	16,088	167.1	18,028	18,757	17,081	17,357	122.0	7,737	192.9	10,732	10,608	9,909	10,756	169.1
	1*C	15,603	16,457	15,408	15,186	152.7	16,404	17,145	15,408	16,024	111.0	6,470	161.3	9,455	9,014	-	9,539	149.0
	1A	17,015	17,200	16,896	16,985	166.5	17,235	17,337	16,921	17,278	116.6	-	-	10,183	9,753	9,132	10,259	160.4
	1B	15,140	16,386	16,109	13,885	148.1	17,152	17,445	16,394	16,801	116.0	6,968	173.8	9,229	8,942	8,962	9,297	145.4
	1C	13,485	14,217	15,305	12,952	131.9	15,561	15,846	15,305	15,322	105.3	6,122	152.7	8,099	8,003	-	8,119	127.6
	2A	14,956	15,390	15,224	14,490	146.3	15,606	16,089	15,310	15,993	105.6	5,393	134.5	7,917	7,416	7,894	7,960	124.7
	2B	10,716	12,177	13,992	9,608	104.9	15,520	15,916	14,686	15,395	105.0	5,539	138.1	7,534	7,128	7,321	7,616	118.7
	2C	9,948	9,900	13,265	9,850	97.3	14,080	14,098	13,761	14,091	95.2	4,848	120.9	6,731	6,413	6,965	6,805	106.1
	3A	10,510	8,522	10,719	8,125	102.8	12,743	13,563	12,729	12,998	86.2	3,745	93.4	5,426	5,394	5,267	6,213	85.5
	3B	6,480	5,670	7,225	6,538	63.4	12,775	13,290	12,565	12,760	86.4	3,953	98.6	5,845	5,387	5,215	6,286	92.1
	3C	4,887	4,374	7,097	6,342	47.8	11,305	11,167	11,303	11,689	76.5	3,608	90.0	5,161	4,620	4,361	5,630	81.3
	D	2,815	2,800	4,178	3,801	27.5	7,269	7,352	6,512	6,381	49.2	2,652	66.1	2,922	2,768	3,020	3,226	46.0
개 별 등 급 가 격 By quality grade	1**	-	-	-	-	-	-	-	-	-	-	-	-	-	-	-	-	-
	1*	17,000	18,013	17,384	16,424	166.3	17,737	18,464	17,459	17,296	120.0	7,087	176.7	10,480	10,243	9,909	10,524	165.1
	1	15,165	16,046	16,586	14,373	148.4	16,885	17,151	16,704	16,649	114.2	6,562	163.6	9,002	8,756	8,985	9,057	141.8
	2	11,544	11,865	14,858	10,394	113.0	15,357	15,574	15,124	15,367	103.9	5,224	130.3	7,433	7,010	7,441	7,516	117.1
	3	7,973	5,259	9,793	6,698	78.0	12,702	12,705	12,701	12,724	85.9	3,768	94.0	5,701	5,279	5,228	6,230	89.8
개 별 년 간 가 격 By yield grade	A	11,992	15,060	11,327	13,983	117.3	13,986	16,853	13,191	16,586	94.6	3,921	97.8	5,627	5,904	5,282	6,820	88.7
	B	9,507	10,581	8,237	9,236	93.0	15,918	16,742	13,416	16,146	107.7	4,252	106.0	6,537	6,075	5,258	7,012	103.0
	C	8,719	7,299	8,679	10,690	85.3	14,728	14,681	12,473	14,950	99.6	3,793	94.6	6,242	5,475	4,446	6,651	98.3

주) 1. 1998년부터 품종구분이 재분류됨
젖소 : 젖소암(경산우), 육우 : 젖소암(미경산우), 젖소 수-거세, 교잡우, 수입생우
2. 평균 경락가격은 등외·결함 제외

Note) 1. Dairy heifer, male dairy cattle, castrated dairy cattle and crossbred cattle have been included in beef cattle and the price of dairy cattle is only that of cow since 1998
2. The average action price exclude extras and defects

연도별, 품종별, 성별, 등급별 경락가격(2004년)

판정기간 : 2004.01.01~12.31
판정장소 : 전국 도매시장

Period : 2004.01.01~12.31
Place : Wholesale Center

(단위 : 원/kg, %)

(unit : won/kg, %)

품종 Species		전체 Total					한우 Hanwoo					젖소 Dairy cattle		육우 Beef				
성별 Sex		평균 Average	암 Female	수 Male	거세 Castrated	가격비 Ratio	평균 Average	암 Female	수 Male	거세 Castrated	가격비 Ratio	암 Female	가격비 Ratio	평균 Average	암 Female	수 Male	거세 Castrated	가격비 Ratio
Auction price by grade	평균 Ave	9,191	8,438	10,671	9,085	100.0	12,893	13,676	11,681	13,481	100.0	4,701	100.0	6,835	6,307	6,257	7,040	100.0
	1**A	15,069	17,258	14,459	14,759	164.0	15,081	17,258	14,459	14,771	117.0	-	-	11,033	-	-	11,033	161.4
	1**B	14,518	16,933	-	13,681	158.0	14,856	17,299	-	13,968	115.2	-	-	10,819	10,228	-	10,932	158.3
	1**C	13,237	14,568	-	12,835	144.0	13,434	14,568	-	13,065	104.2	-	-	9,912	-	-	9,912	145.0
	1*A	15,306	17,300	15,481	15,157	166.5	15,347	17,380	15,481	15,196	119.0	-	-	9,489	9,178	-	9,521	138.8
	1*B	14,352	16,762	14,827	13,387	156.2	15,515	17,626	14,827	14,554	120.3	8,391	178.5	9,219	9,133	-	9,235	134.9
	1*C	12,941	14,403	12,921	12,400	140.8	14,105	15,344	12,921	13,596	109.4	6,471	137.7	8,240	8,381	-	8,213	120.6
	1A	14,241	14,536	14,658	14,146	154.9	14,378	14,822	14,658	14,282	111.5	-	-	8,930	7,893	-	9,143	130.7
	1B	12,455	13,988	14,076	11,574	135.5	14,482	15,361	14,194	13,816	112.3	6,608	140.6	8,462	8,109	7,357	8,537	123.8
	1C	10,959	12,147	13,000	10,413	119.2	13,013	13,415	13,000	12,750	100.9	6,017	128.0	7,680	7,653	-	7,684	112.4
	2A	12,975	12,034	13,194	12,889	141.2	13,312	13,271	13,202	13,445	103.2	5,417	115.2	7,736	7,511	8,164	7,798	113.2
	2B	9,240	9,970	12,300	8,767	100.5	12,897	13,048	12,590	12,848	100.0	5,789	123.1	7,400	6,999	6,718	7,489	108.3
	2C	8,740	9,052	10,925	8,547	95.1	11,659	11,591	11,184	11,741	90.4	5,153	109.6	7,013	6,695	6,818	7,084	102.6
	3A	10,530	7,455	10,828	8,660	114.6	11,357	10,462	11,355	11,578	88.1	4,797	102.0	6,518	6,506	6,352	6,784	95.4
	3B	6,717	5,981	8,471	6,776	73.1	10,901	10,274	11,157	11,160	84.5	4,727	100.6	6,463	5,997	6,253	6,635	94.6
	3C	5,728	5,154	7,173	6,614	62.3	9,336	8,885	9,812	10,217	72.4	4,467	95.0	6,047	5,498	5,505	6,373	88.5
	D	3,813	3,803	4,359	4,319	41.5	6,010	6,038	5,571	6,087	46.6	3,719	79.1	3,869	3,824	3,936	3,923	56.6
By quality grade	1**	14,340	16,373	14,459	13,767	156.0	14,568	16,573	14,459	13,983	113.0	-	-	10,609	10,228	-	10,661	155.2
	1*	14,171	16,084	15,024	13,564	154.2	15,124	16,945	15,024	14,512	117.3	7,273	154.7	8,891	8,864	-	8,896	130.1
	1	12,296	13,484	14,355	11,684	133.8	14,093	14,782	14,400	13,678	109.3	6,311	134.2	8,193	7,973	7,357	8,235	119.9
	2	9,655	9,777	12,886	9,125	105.0	12,768	12,622	12,987	12,762	99.0	5,468	116.3	7,314	6,937	6,826	7,398	107.0
	3	7,468	5,737	10,200	6,855	81.3	11,152	9,839	11,313	11,182	86.5	4,595	97.7	6,411	5,917	6,249	6,607	93.8
By yield grade	A	11,740	11,569	11,211	12,943	127.7	12,448	14,204	11,689	14,072	96.5	4,869	103.6	6,685	6,733	6,356	7,076	97.8
	B	8,630	8,754	9,266	8,497	93.9	13,536	14,233	11,730	13,547	105.0	4,854	103.3	6,876	6,363	6,263	7,061	100.6
	C	8,331	7,468	8,172	9,037	90.6	12,449	12,361	10,584	12,603	96.6	4,552	96.8	6,699	6,047	5,535	6,947	98.0

주) 1. 1998년부터 품종구분이 재분류됨
젖소 : 젖소암(경산우), 육우 : 젖소암(미경산우), 젖소 수-거세, 교잡우, 수입생우
2. 평균 경락가격은 등외·결함 제외

Note) 1. Dairy heifer, male dairy cattle, castrated dairy cattle and crossbred cattle have been included in beef cattle and the price of dairy cattle is only that of cow since 1998
2. The average action price exclude extras and defects

연도별, 품종별, 성별, 등급별 경락가격(2005년)

판정기간 : 2005.01.01~12.31
판정장소 : 전국 도매시장

Period : 2005.01.01~12.31
Place : Wholesale Center

(단위 : 원/kg, %)

(unit : won/kg, %)

품종 Species		전체 Total					한우 Hanwoo					젖소 Dairy cattle		육우 Beef				
성별 Sex		평균 Average	암 Female	수 Male	거세 Castrated	가격비 Ratio	평균 Average	암 Female	수 Male	거세 Castrated	가격비 Ratio	암 Female	가격비 Ratio	평균 Average	암 Female	수 Male	거세 Castrated	가격비 Ratio
Auction price by grade	평균 Ave	11,560	10,652	11,096	12,135	100.0	14,552	14,886	13,348	14,839	100.0	6,023	100.0	8,756	8,196	7,362	9,247	100.0
	1**A	17,297	19,265	16,271	16,878	149.6	17,316	19,292	16,271	16,896	119.0	-	-	11,575	11,646	-	11,559	132.2
	1**B	17,001	18,663	15,624	16,061	147.1	17,212	18,885	18,332	16,250	118.3	10,218	169.6	11,770	11,316	10,222	11,927	134.4
	1**C	15,390	16,419	17,649	14,896	133.1	15,551	16,506	17,649	15,078	106.9	7,772	129.0	10,484	10,400	-	10,493	119.7
	1*A	16,037	16,809	16,123	15,935	138.7	16,088	16,900	16,123	15,982	110.6	-	-	11,436	10,831	-	11,547	130.6
	1*B	15,269	16,370	14,570	14,890	132.1	15,840	16,935	14,826	15,443	108.9	9,065	150.5	11,436	10,953	11,082	11,530	130.6
	1*C	14,149	14,400	16,207	14,084	122.4	14,561	14,899	16,207	14,474	100.1	8,446	140.2	10,433	10,453	-	10,428	119.2
	1A	15,087	15,106	15,354	15,062	130.5	15,283	15,337	15,371	15,264	105.0	8,991	149.3	10,502	9,894	10,216	10,615	119.9
	1B	13,633	14,249	14,042	13,336	117.9	14,887	15,172	14,535	14,719	102.3	8,047	133.6	10,616	10,062	10,228	10,727	121.2
	1C	12,838	12,770	13,164	12,867	111.1	13,763	13,603	13,164	13,842	94.6	7,630	126.7	9,722	9,574	-	9,755	111.0
	2A	13,691	12,282	14,456	13,491	118.4	14,319	13,386	14,554	14,317	98.4	7,108	118.0	9,433	9,102	8,834	9,565	107.7
	2B	10,862	10,554	12,698	10,919	94.0	13,604	13,299	13,547	13,780	93.5	7,244	120.3	9,583	8,984	8,752	9,743	109.4
	2C	10,738	9,543	11,748	11,296	92.9	12,732	11,881	12,703	13,063	87.5	6,860	113.9	9,063	8,661	8,253	9,167	103.5
	3A	11,010	8,551	11,443	9,586	95.2	13,028	11,579	13,070	12,898	89.5	5,818	96.6	7,729	7,829	7,445	8,318	88.3
	3B	8,224	7,415	8,244	8,737	71.1	11,893	11,210	12,237	12,416	81.7	5,963	99.0	8,109	7,574	7,292	8,532	92.6
	3C	6,632	6,121	7,036	8,483	57.4	10,527	9,981	10,113	11,760	72.3	5,590	92.8	7,191	6,568	6,035	7,830	82.1
	D	4,400	4,388	5,175	5,191	38.1	7,421	7,509	7,004	6,714	51.0	4,294	71.3	4,356	4,301	4,121	4,665	49.7
By quality grade	1**	16,829	18,379	16,223	16,159	145.6	16,978	18,542	16,746	16,296	116.7	9,673	160.6	11,529	11,254	10,222	11,611	131.7
	1*	15,297	16,137	15,567	15,071	132.3	15,712	16,631	15,680	15,463	108.0	8,922	148.1	11,270	10,856	11,082	11,352	128.7
	1	13,831	14,094	15,023	13,693	119.6	14,808	14,919	15,163	14,745	101.8	7,915	131.4	10,467	9,970	10,227	10,568	119.5
	2	11,413	10,538	14,101	11,387	98.7	13,742	13,069	14,376	13,825	94.4	7,103	117.9	9,521	8,957	8,755	9,674	108.7
	3	8,881	7,080	10,492	8,824	76.8	12,657	10,950	12,971	12,518	87.0	5,770	95.8	7,980	7,491	7,331	8,468	91.1
By yield grade	A	13,144	13,398	12,000	14,268	113.7	14,523	15,501	13,438	15,354	99.8	6,254	103.8	8,038	8,190	7,461	8,842	91.8
	B	11,126	10,976	8,806	11,468	96.2	14,836	15,174	12,795	14,811	102.0	6,270	104.1	8,909	8,277	7,336	9,317	101.7
	C	10,473	8,596	7,675	12,190	90.6	13,672	13,270	11,081	13,892	94.0	5,765	95.7	8,455	7,619	6,098	8,922	96.6

주) 1. 1998년부터 품종구분이 재분류됨
젖소 : 젖소암(경산우), 육우 : 젖소암(미경산우), 젖소 수-거세, 교잡우, 수입생우
2. 평균 경락가격은 등외·결함 제외

Note) 1. Dairy heifer, male dairy cattle, castrated dairy cattle and crossbred cattle have been included in beef cattle and the price of dairy cattle is only that of cow since 1998
2. The average action price exclude extras and defects

연도별, 품종별, 성별, 등급별 경락가격(2006년)

판정기간 : 2006.01.01~12.31
판정장소 : 전국 도매시장

Period : 2006.01.01~12.31
Place : Wholesale Center

(단위 : 원/kg, %)

(unit : won/kg, %)

품종 Species		전체 Total					한우 Hanwoo					젖소 Dairy cattle		육우 Beef				
성별 Sex		평균 Average	암 Female	수 Male	거세 Castrated	가격비 Ratio	평균 Average	암 Female	수 Male	거세 Castrated	가격비 Ratio	암 Female	가격비 Ratio	평균 Average	암 Female	수 Male	거세 Castrated	가격비 Ratio
Auction price by grade	평균 Ave	11,644	11,149	11,014	12,154	100.0	14,261	14,431	11,858	15,712	100.0	5,697	100.0	8,589	7,958	6,954	8,943	100.0
	1**A	19,528	20,591	18,010	19,308	167.7	19,552	20,635	18,010	19,328	137.1	-	-	13,875	13,088	-	14,123	161.5
	1**B	19,048	20,070	17,056	18,302	163.6	19,234	20,189	17,056	18,520	134.9	10,732	188.4	13,121	12,983	-	13,159	152.8
	1**C	17,324	17,899	-	17,063	148.8	17,489	18,078	-	17,222	122.6	11,890	208.7	11,721	11,118	-	11,936	136.5
	1*A	17,228	17,355	17,303	17,202	148.0	17,266	17,361	17,303	17,247	121.1	-	-	12,216	11,930	-	12,223	142.2
	1*B	16,330	16,873	16,396	16,041	140.2	16,857	17,182	16,396	16,668	118.2	8,903	156.3	11,902	11,285	-	12,005	138.6
	1*C	15,146	15,104	14,759	15,161	130.1	15,578	15,582	14,759	15,578	109.2	8,724	153.1	11,069	10,831	-	11,149	128.9
	1A	15,986	15,421	16,223	16,145	137.3	16,082	15,493	16,236	16,260	112.8	8,058	141.4	10,961	10,231	10,700	11,085	127.6
	1B	14,136	14,598	15,040	13,793	121.4	15,379	15,200	15,176	15,566	107.8	7,920	139.0	10,756	10,140	10,218	10,862	125.2
	1C	13,271	12,900	14,231	13,472	114.0	14,127	13,661	14,231	14,400	99.1	7,714	135.4	10,012	9,573	-	10,149	116.6
	2A	13,906	12,563	14,101	14,030	119.4	14,196	12,960	14,128	14,636	99.5	6,885	120.9	9,589	8,976	8,844	9,742	111.6
	2B	10,696	10,631	12,844	10,631	91.9	13,273	12,567	13,238	13,978	93.1	6,862	120.4	9,399	8,740	8,727	9,533	109.4
	2C	10,351	9,324	11,955	10,929	88.9	12,260	11,094	12,353	12,957	86.0	6,635	116.5	8,745	8,236	7,698	8,900	101.8
	3A	10,679	8,864	10,859	9,382	91.7	11,276	10,379	11,278	11,657	79.1	5,566	97.7	7,378	7,425	7,032	7,962	85.9
	3B	7,880	7,215	8,155	8,190	67.7	10,128	9,563	10,577	10,940	71.0	5,574	97.8	7,801	7,303	6,906	8,073	90.8
	3C	6,297	5,861	6,802	7,740	54.1	8,615	8,229	8,569	10,163	60.4	5,285	92.8	6,857	6,210	5,848	7,371	79.8
	D	4,036	4,022	4,855	4,435	34.7	5,740	5,828	5,714	5,011	40.2	3,960	69.5	3,718	3,402	3,925	4,068	43.3
By quality grade	1**	18,914	19,830	17,695	18,455	162.4	19,054	19,950	17,695	18,600	133.6	11,104	194.9	12,886	12,564	-	12,981	150.0
	1*	16,381	16,694	17,074	16,250	140.7	16,778	16,994	17,074	16,685	117.6	8,868	155.7	11,754	11,154	-	11,869	136.8
	1	14,368	14,433	15,911	14,277	123.4	15,348	15,014	15,956	15,564	107.6	7,855	137.9	10,645	10,013	10,322	10,767	123.9
	2	11,303	10,554	13,876	11,125	97.1	13,491	12,381	13,977	13,999	94.6	6,787	119.1	9,329	8,669	8,704	9,471	108.6
	3	8,669	6,847	10,326	8,256	74.5	10,940	9,334	11,211	11,144	76.7	5,427	95.3	7,690	7,165	6,919	8,023	89.5
By yield grade	A	13,091	14,530	11,497	15,438	112.4	13,655	15,346	11,891	16,340	95.8	5,870	103.0	7,795	7,908	7,052	8,654	90.8
	B	11,227	11,520	9,016	11,277	96.4	14,985	14,664	11,646	15,694	105.1	5,906	103.7	8,693	8,049	6,951	8,983	101.2
	C	10,537	8,688	7,910	12,397	90.5	13,771	12,627	10,229	14,560	96.6	5,468	96.0	8,251	7,470	5,894	8,680	96.1

주) 1. 1998년부터 품종구분이 재분류됨
 젖소 : 젖소암(경산우), 육우 : 젖소암(미경산우), 젖소 수·거세, 교잡우, 수입생우
 2. 평균 경락가격은 등외·결함 제외

Note) 1. Dairy heifer, male dairy cattle, castrated dairy cattle and crossbred cattle have been included in beef cattle and the price of dairy cattle is only that of cow since 1998
 2. The average action price exclude extras and defects

연도별, 품종별, 성별, 등급별 경락가격(2007년)

판정기간 : 2007.01.01~12.31
판정장소 : 전국 도매시장

Period : 2007.01.01~12.31
Place : Wholesale Center

(단위 : 원/kg, %)

(unit : won/kg, %)

품 종 Species		전 체 Total					한 우 Hanwoo					젖 소 Dairy cattle		육 우 Beef				
성 별 Sex		평균 Average	암 Female	수 Male	거세 Castrated	가격비 Ratio	평균 Average	암 Female	수 Male	거세 Castrated	가격비 Ratio	암 Female	가격비 Ratio	평균 Average	암 Female	수 Male	거세 Castrated	가격비 Ratio
AU CT ON P R I C E B Y Q U A L I T Y A N D Y I E L D	평균 Ave	12,139	11,505	12,306	12,392	100.0	14,489	13,995	13,424	14,940	100.0	5,576	100.0	8,341	7,788	6,789	8,553	100.0
	1**A	18,790	20,715	17,144	18,541	154.8	18,808	20,739	17,144	18,558	129.8	-	-	14,134	14,630	-	14,066	169.5
	1**B	18,432	20,287	17,078	17,623	151.8	18,569	20,409	17,078	17,759	128.2	12,990	233.0	12,538	12,416	-	12,568	150.3
	1**C	17,023	18,317	-	16,570	140.2	17,110	18,471	-	16,637	118.1	-	-	12,064	11,509	-	12,335	144.6
	1*A	16,436	17,051	16,823	16,360	135.4	16,449	17,086	16,823	16,371	113.5	-	-	11,704	11,286	-	11,831	140.3
	1*B	15,909	16,758	16,181	15,589	131.1	16,201	16,993	16,181	15,892	111.8	8,324	149.3	11,643	11,039	-	11,747	139.6
	1*C	14,852	15,339	14,741	14,695	122.3	15,101	15,663	14,741	14,921	104.2	8,249	147.9	10,795	10,663	-	10,836	129.4
	1A	15,152	15,115	16,264	15,128	124.8	15,205	15,193	16,264	15,179	104.9	8,410	150.8	10,574	10,009	-	10,690	126.8
	1B	13,878	14,354	15,129	13,646	114.3	14,762	14,905	15,479	14,678	101.9	7,996	143.4	10,327	9,893	9,093	10,404	123.8
	1C	13,066	13,183	14,169	13,011	107.6	13,749	13,736	14,169	13,755	94.9	7,337	131.6	9,554	9,272	-	9,621	114.5
	2A	13,914	12,546	14,781	13,883	114.6	14,131	12,913	14,807	14,117	97.5	6,597	118.3	9,281	8,678	9,770	9,434	111.3
	2B	10,816	10,972	13,556	10,704	89.1	13,185	12,490	14,036	13,662	91.0	6,812	122.2	8,997	8,490	8,269	9,085	107.9
	2C	10,489	10,118	11,896	10,698	86.4	12,218	11,534	12,581	12,711	84.3	6,321	113.4	8,269	7,883	8,139	8,373	99.1
	3A	12,191	9,740	12,670	10,453	100.4	13,074	11,137	13,205	12,805	90.2	5,301	95.1	7,215	7,158	6,932	7,538	86.5
	3B	7,875	7,653	8,451	7,921	64.9	10,893	10,329	12,041	11,715	75.2	5,531	99.2	7,500	7,008	6,713	7,675	89.9
	3C	6,576	6,287	7,176	7,498	54.2	9,428	9,369	8,862	9,886	65.1	5,120	91.8	6,597	5,986	5,379	6,987	79.1
	D	3,798	3,762	4,515	5,029	31.3	5,837	5,999	4,838	6,004	40.3	3,604	64.6	3,410	3,109	3,475	3,848	40.9
AU CT ON P R I C E B Y Q U A L I T Y	1**	18,251	19,940	17,104	17,696	150.4	18,349	20,060	17,104	17,786	126.6	12,990	233.0	12,534	12,213	-	12,624	150.3
	1*	15,838	16,508	16,372	15,638	130.5	16,060	16,744	16,372	15,854	110.8	8,298	148.8	11,457	10,926	-	11,565	137.4
	1	13,979	14,175	15,898	13,883	115.2	14,672	14,688	16,003	14,651	101.3	7,798	139.8	10,176	9,744	9,093	10,258	122.0
	2	11,327	10,925	14,535	11,253	93.3	13,322	12,341	14,659	13,667	91.9	6,652	119.3	8,903	8,382	8,568	9,000	106.7
	3	8,814	7,336	11,833	8,100	72.6	12,123	10,181	13,087	11,983	83.7	5,325	95.5	7,420	6,883	6,753	7,630	89.0
AU CT ON P R I C E B Y Y I E L D	A	14,225	13,978	13,039	14,985	117.2	14,688	14,659	13,510	15,392	101.4	5,609	100.6	7,701	7,759	6,962	8,249	92.3
	B	11,594	11,781	9,377	11,602	95.5	14,639	14,222	12,890	14,963	101.0	5,843	104.8	8,404	7,861	6,749	8,583	100.8
	C	11,378	9,916	8,173	12,476	93.7	13,632	12,921	10,048	14,075	94.1	5,275	94.6	8,114	7,438	5,531	8,383	97.3

주) 1. 1998년부터 품종구분이 재분류됨
젖소 : 젖소암(경산우), 육우 : 젖소암(미경산우), 젖소 수-거세, 교잡우, 수입생우
2. 평균 경락가격은 등외·결함 제외

Note) 1. Dairy heifer, male dairy cattle, castrated dairy cattle and crossbred cattle have been included in beef cattle and the price of dairy cattle is only that of cow since 1998
2. The average action price exclude extras and defects

연도별, 품종별, 성별, 등급별 경락가격(2008년)

판정기간 : 2008.01.01~12.31
판정장소 : 전국 도매시장

Period : 2008.01.01~12.31
Place : Wholesale Center

(단위 : 원/kg, %)

(unit : won/kg, %)

품종 Species		전체 Total					한우 Hanwoo					젖소 Dairy cattle		육우 Beef				
성별 Sex		평균 Average	암 Female	수 Male	거세 Castrated	가격비 Ratio	평균 Average	암 Female	수 Male	거세 Castrated	가격비 Ratio	암 Female	가격비 Ratio	평균 Average	암 Female	수 Male	거세 Castrated	가격비 Ratio
Auction price by grade	평균 Ave	11,523	10,662	10,094	12,094	100.0	13,604	12,779	10,911	14,468	100.0	4,736	100.0	7,431	6,825	5,653	7,652	100.0
	1**A	17,830	19,543	17,442	17,639	154.7	17,852	19,566	17,442	17,661	131.2	-	-	12,582	14,399	-	12,354	169.3
	1**B	17,434	19,321	16,778	16,962	151.3	17,513	19,426	16,778	17,034	128.7	10,175	214.8	11,823	10,887	-	11,993	159.1
	1**C	16,388	17,759	-	16,123	142.2	16,473	17,907	-	16,198	121.1	-	-	10,992	11,395	-	10,866	147.9
	1*A	16,103	16,093	15,743	16,107	139.7	16,119	16,102	15,932	16,122	118.5	-	-	11,663	10,255	11,893	11,764	157.0
	1*B	15,438	15,904	15,110	15,295	134.0	15,685	16,070	15,110	15,565	115.3	8,667	183.0	10,527	10,164	-	10,581	141.7
	1*C	14,346	14,501	14,818	14,304	124.5	14,606	14,786	14,818	14,558	107.4	7,776	164.2	9,771	10,226	-	9,645	131.5
	1A	14,697	14,167	14,612	14,843	127.5	14,731	14,200	14,612	14,878	108.3	7,450	157.3	10,401	9,611	-	10,567	140.0
	1B	13,477	13,565	13,751	13,435	117.0	14,158	13,892	13,853	14,296	104.1	7,163	151.2	9,420	8,965	8,928	9,484	126.8
	1C	12,501	12,479	13,101	12,511	108.5	13,108	12,846	13,101	13,228	96.4	6,137	129.6	8,544	8,643	-	8,525	115.0
	2A	12,786	11,539	12,895	13,099	111.0	12,961	11,732	12,914	13,334	95.3	6,332	133.7	8,528	8,132	7,427	8,661	114.8
	2B	10,127	10,186	11,902	10,067	87.9	12,141	11,223	12,079	12,815	89.2	6,049	127.7	8,132	7,641	7,281	8,198	109.4
	2C	9,537	9,514	10,623	9,544	82.8	11,277	10,470	11,262	11,853	82.9	5,465	115.4	7,301	7,263	6,011	7,309	98.3
	3A	9,818	8,406	10,044	9,132	85.2	10,464	9,703	10,459	11,113	76.9	4,998	105.5	6,255	6,314	5,746	6,898	84.2
	3B	6,840	6,548	7,040	7,009	59.4	9,184	8,863	9,549	10,252	67.5	4,732	99.9	6,626	6,077	5,601	6,831	89.2
	3C	5,642	5,385	5,753	6,383	49.0	7,947	7,900	6,910	8,517	58.4	4,290	90.6	5,688	5,033	4,786	6,029	76.5
	D	3,381	3,364	3,461	3,983	29.3	4,275	4,397	3,503	4,647	31.4	3,269	69.0	3,072	2,815	3,320	3,456	41.3
By quality grade	1**	17,227	18,940	17,118	16,876	149.5	17,298	19,050	17,118	16,940	127.2	10,175	214.8	11,586	11,266	-	11,657	155.9
	1*	15,322	15,605	15,406	15,245	133.0	15,532	15,785	15,491	15,462	114.2	8,087	170.8	10,318	10,191	11,893	10,340	138.9
	1	13,479	13,391	14,323	13,508	117.0	14,041	13,696	14,357	14,193	103.2	6,797	143.5	9,208	8,877	8,928	9,259	123.9
	2	10,495	10,196	12,696	10,440	91.1	12,229	11,140	12,755	12,800	89.9	5,891	124.4	7,987	7,577	7,182	8,045	107.5
	3	7,467	6,349	9,480	7,120	64.8	9,859	8,750	10,367	10,418	72.5	4,566	96.4	6,527	5,952	5,631	6,777	87.8
By yield grade	A	12,957	12,907	10,576	14,536	112.4	13,385	13,477	10,955	14,926	98.4	5,132	108.4	6,757	6,837	5,764	7,624	90.9
	B	11,129	10,688	8,072	11,442	96.6	13,876	12,875	10,683	14,544	102.0	4,924	104.0	7,505	6,849	5,624	7,699	101.0
	C	11,216	9,624	6,774	12,122	97.3	13,195	12,071	8,442	13,757	97.0	4,412	93.2	7,221	6,716	4,832	7,375	97.2

주) 1. 1998년부터 품종구분이 재분류됨
젖소 : 젖소암(경산우), 육우 : 젖소암(미경산우), 젖소 수-거세, 교잡우, 수입생우
2. 평균 경락가격은 등외·결함 제외

Note) 1. Dairy heifer, male dairy cattle, castrated dairy cattle and crossbred cattle have been included in beef cattle and the price of dairy cattle is only that of cow since 1998
2. The average action price exclude extras and defects

연도별, 품종별, 성별, 등급별 경락가격(2009년)

판정기간 : 2009.01.01~12.31
판정장소 : 전국 도매시장

Period : 2009.01.01~12.31
Place : Wholesale Center

(단위 : 원/kg, %)

(unit : won/kg, %)

품종 Species		전체 Total					한우 Hanwoo					젖소 Dairy cattle		육우 Beef				
성별 Sex		평균 Average	암 Female	수 Male	거세 Castrated	가격비 Ratio	평균 Average	암 Female	수 Male	거세 Castrated	가격비 Ratio	암 Female	가격비 Ratio	평균 Average	암 Female	수 Male	거세 Castrated	가격비 Ratio
Auction price by grade	평균 Ave	13,770	12,960	11,467	14,450	100.0	15,881	15,036	12,045	16,962	100.0	4,795	100.0	8,735	7,938	6,530	8,969	100.0
	1**A	20,134	20,785	18,558	20,074	146.2	20,149	20,855	18,558	20,083	126.9	-	-	12,873	12,629	-	13,019	147.4
	1**B	19,510	20,511	17,541	19,291	141.7	19,615	20,605	17,541	19,399	123.5	-	-	12,400	12,760	-	12,338	142.0
	1**C	18,460	19,233	-	18,313	134.1	18,543	19,384	-	18,385	116.8	8,000	166.8	11,703	10,984	-	11,901	134.0
	1*A	18,242	17,851	17,739	18,317	132.5	18,264	17,886	17,739	18,336	115.0	-	-	12,317	12,084	-	12,397	141.0
	1*B	17,500	17,729	16,698	17,426	127.1	17,815	17,897	16,698	17,789	112.2	8,619	179.7	11,750	11,242	-	11,814	134.5
	1*C	16,494	16,496	16,493	16,493	119.8	16,709	16,684	16,493	16,716	105.2	6,285	131.1	10,869	10,486	-	10,951	124.4
	1A	16,980	16,520	16,238	17,168	123.3	17,020	16,554	16,238	17,212	107.2	7,500	156.4	10,841	10,379	-	10,958	124.1
	1B	15,721	16,024	15,437	15,541	114.2	16,545	16,316	15,471	16,716	104.2	7,528	157.0	10,745	10,104	10,299	10,818	123.0
	1C	14,976	15,349	13,232	14,757	108.8	15,549	15,636	13,736	15,495	97.9	6,442	134.3	9,982	9,624	7,900	10,043	114.3
	2A	14,565	13,754	13,847	15,189	105.8	14,734	13,923	13,849	15,442	92.8	6,539	136.4	9,455	9,207	7,519	9,530	108.2
	2B	11,822	12,409	13,076	11,508	85.9	14,150	13,423	13,260	14,966	89.1	6,368	132.8	9,409	8,856	7,698	9,476	107.7
	2C	11,739	11,801	12,353	11,696	85.3	13,290	12,684	12,558	13,849	83.7	5,612	117.0	8,790	8,375	7,300	8,857	100.6
	3A	11,028	10,401	11,165	10,605	80.1	11,554	11,578	11,439	12,904	72.8	4,925	102.7	7,481	7,785	6,708	8,021	85.6
	3B	8,062	7,854	8,223	8,184	58.5	10,890	10,789	10,661	11,683	68.6	4,889	102.0	7,822	7,272	6,453	8,022	89.5
	3C	6,255	5,949	6,692	7,625	45.4	9,754	9,771	8,477	9,917	61.4	4,307	89.8	6,631	5,892	5,517	7,176	75.9
	D	3,554	3,513	3,972	4,785	25.8	5,376	5,511	4,012	5,906	33.9	3,291	68.6	3,346	3,334	3,560	3,353	38.3
By quality grade	1**	19,407	20,214	18,125	19,264	140.9	19,486	20,322	18,125	19,338	122.7	8,000	166.8	12,230	12,148	-	12,248	140.0
	1*	17,477	17,477	17,286	17,478	126.9	17,700	17,626	17,286	17,722	111.5	7,848	163.7	11,578	11,068	-	11,654	132.5
	1	15,857	15,956	15,936	15,803	115.2	16,457	16,205	15,966	16,614	103.6	7,230	150.8	10,586	9,984	8,891	10,662	121.2
	2	12,420	12,515	13,700	12,254	90.2	14,204	13,376	13,739	14,948	89.4	6,158	128.4	9,323	8,786	7,666	9,392	106.7
	3	8,633	7,493	10,726	8,346	62.7	11,205	10,693	11,376	12,078	70.6	4,623	96.4	7,722	7,114	6,513	7,979	88.4
By yield grade	A	15,313	15,154	11,801	17,049	111.2	15,646	15,555	12,044	17,395	98.5	5,167	107.8	8,047	8,378	6,709	8,682	92.1
	B	13,212	12,971	9,735	13,438	95.9	16,182	15,085	12,120	17,047	101.9	5,104	106.4	8,797	8,024	6,479	8,990	100.7
	C	13,451	11,609	8,660	14,695	97.7	15,501	14,471	10,963	16,106	97.6	4,400	91.8	8,531	7,384	5,586	8,878	97.7

주) 1. 1998년부터 품종구분이 재분류됨
 젖소 : 젖소암(경산우), 육우 : 젖소암(미경산우), 젖소 수·거세, 교잡우, 수입생우
 2. 평균 경락가격은 등외·결함 제외

Note) 1. Dairy heifer, male dairy cattle, castrated dairy cattle and crossbred cattle have been included in beef cattle and the price of dairy cattle is only that of cow since 1998
 2. The average action price exclude extras and defects

연도별, 품종별, 성별, 등급별 경락가격(2010년)

판정기간 : 2010.01.01~12.31
판정장소 : 전국 도매시장

Period : 2010.01.01~12.31
Place : Wholesale Center

(단위 : 원/kg, %)

(unit : won/kg, %)

품종 Species		전체 Total					한우 Hanwoo					젖소 Dairy cattle		육우 Beef				
성별 Sex		평균 Average	암 Female	수 Male	거세 Castrated	가격비 Ratio	평균 Average	암 Female	수 Male	거세 Castrated	가격비 Ratio	암 Female	가격비 Ratio	평균 Average	암 Female	수 Male	거세 Castrated	가격비 Ratio
Auction price by grade	평균 Ave	14,533	13,101	13,124	15,183	100.0	16,036	14,884	14,928	16,546	100.0	5,338	100.0	9,752	8,822	7,440	10,043	100.0
	1**A	20,953	22,715	-	20,840	144.2	20,961	22,792	-	20,845	130.7	-	-	16,108	16,266	-	15,999	165.2
	1**B	20,418	22,583	19,481	20,124	140.5	20,492	22,754	19,481	20,187	127.8	9,199	172.3	14,319	13,989	-	14,395	146.8
	1**C	19,192	21,165	-	18,894	132.1	19,229	21,287	-	18,920	119.9	-	-	13,174	13,441	-	13,034	135.1
	1*A	18,590	19,390	19,200	18,486	127.9	18,598	19,419	19,200	18,493	116.0	-	-	14,086	13,511	-	14,326	144.4
	1*B	17,992	19,200	19,436	17,753	123.8	18,132	19,364	19,436	17,887	113.1	9,138	171.2	13,432	12,806	-	13,526	137.7
	1*C	16,609	17,648	-	16,410	114.3	16,711	17,858	-	16,495	104.2	8,827	165.4	12,212	11,800	-	12,320	125.2
	1A	16,894	17,159	18,411	16,801	116.2	16,914	17,193	18,411	16,816	105.5	-	-	12,365	11,717	-	12,707	126.8
	1B	16,066	16,688	17,301	15,792	110.5	16,412	16,928	17,301	16,170	102.3	8,001	149.9	12,343	11,447	-	12,488	126.6
	1C	14,872	15,699	15,457	14,519	102.3	15,080	15,918	15,457	14,713	94.0	7,426	139.1	11,269	10,806	-	11,377	115.6
	2A	14,215	13,246	16,972	14,518	97.8	14,291	13,315	16,994	14,600	89.1	7,470	139.9	10,942	10,277	10,635	11,210	112.2
	2B	12,439	12,312	15,361	12,486	85.6	13,446	12,896	15,762	13,843	83.8	7,003	131.2	10,690	9,906	9,968	10,808	109.6
	2C	11,492	11,366	13,522	11,559	79.1	12,064	11,964	13,962	12,121	75.2	6,315	118.3	9,669	9,302	9,468	9,756	99.1
	3A	12,250	10,384	13,788	11,643	84.3	13,184	10,946	14,573	13,058	82.2	5,528	103.6	8,723	8,665	7,734	9,332	89.4
	3B	8,746	8,254	8,693	9,139	60.2	10,682	10,381	12,734	11,720	66.6	5,458	102.2	8,709	7,987	7,337	8,969	89.3
	3C	6,707	6,385	7,181	8,266	46.2	9,691	9,634	8,706	10,120	60.4	4,887	91.6	7,383	6,965	6,287	7,697	75.7
	D	4,019	3,945	5,241	6,214	27.7	6,605	6,690	5,516	7,034	41.2	3,690	69.1	3,939	3,790	3,948	4,380	40.4
By quality grade	1**	20,275	22,195	19,481	20,046	139.5	20,323	22,337	19,481	20,085	126.7	9,199	172.3	14,220	14,084	-	14,261	145.8
	1*	17,848	18,883	19,304	17,663	122.8	17,949	19,035	19,304	17,756	111.9	8,941	167.5	13,178	12,532	-	13,292	135.1
	1	15,987	16,546	17,903	15,755	110.0	16,232	16,744	17,903	16,013	101.2	7,755	145.3	12,135	11,303	-	12,284	124.4
	2	12,646	12,317	16,531	12,749	87.0	13,420	12,817	16,666	13,736	83.7	6,759	126.6	10,557	9,810	9,990	10,680	108.3
	3	8,947	7,942	12,351	9,292	61.6	11,505	10,350	14,349	12,102	71.7	5,179	97.0	8,624	7,914	7,409	8,915	88.4
By yield grade	A	16,430	14,922	14,379	17,095	113.1	16,676	15,209	15,079	17,263	104.0	5,670	106.2	9,391	9,314	7,749	10,087	96.3
	B	14,119	13,132	9,909	14,605	97.2	16,100	14,949	14,283	16,664	100.4	5,646	105.8	9,820	8,847	7,372	10,087	100.7
	C	13,673	11,751	8,786	14,701	94.1	15,048	14,393	11,157	15,323	93.8	5,003	93.7	9,324	8,509	6,405	9,641	95.6

주) 1. 1998년부터 품종구분이 재분류됨
 젖소 : 젖소암(경산우), 육우 : 젖소암(미경산우), 젖소 수·거세, 교잡우, 수입생우
 2. 평균 경락가격은 등외·결함 제외

Note) 1. Dairy heifer, male dairy cattle, castrated dairy cattle and crossbred cattle have been included in beef cattle and the price of dairy cattle is only that of cow since 1998
 2. The average action price exclude extras and defects

연도별, 품종별, 성별, 등급별 경락가격(2011년)

판정기간 : 2011.01.01~12.31
판정장소 : 전국 도매시장

Period : 2011.01.01~12.31
Place : Wholesale Center

(단위 : 원/kg, %)

(unit : won/kg, %)

품 종 Species		전 체 Total					한 우 Hanwoo					젖 소 Dairy cattle		육 우 Beef				
성 별 Sex		평균 Average	암 Female	수 Male	거세 Castrated	가격비 Ratio	평균 Average	암 Female	수 Male	거세 Castrated	가격비 Ratio	암 Female	가격비 Ratio	평균 Average	암 Female	수 Male	거세 Castrated	가격비 Ratio
인 공 경 매 가 격 Auction price by grade	평균 Ave	11,778	10,634	8,564	12,393	100.0	12,782	11,388	9,081	13,557	100.0	5,147	100.0	7,317	7,141	5,963	7,401	100.0
	1**A	17,368	19,130	-	17,245	147.5	17,370	19,153	-	17,246	135.9	-	-	12,889	11,729	-	13,890	176.2
	1**B	16,848	18,759	16,770	16,635	143.0	16,895	18,936	16,770	16,672	132.2	7,297	141.8	11,253	11,253	-	11,253	153.8
	1**C	15,648	17,468	-	15,405	132.9	15,700	17,580	-	15,451	122.8	10,300	200.1	10,401	10,482	-	10,384	142.1
	1*A	15,262	15,944	15,000	15,176	129.6	15,269	15,977	15,000	15,180	119.5	8,919	173.3	10,943	10,052	-	11,506	149.6
	1*B	14,766	15,581	13,965	14,621	125.4	14,880	15,707	13,965	14,732	116.4	7,919	153.9	10,414	9,649	-	10,517	142.3
	1*C	13,489	14,045	12,527	13,389	114.5	13,622	14,238	-	13,511	106.6	6,704	130.3	9,347	9,310	12,527	9,347	127.7
	1A	13,807	13,860	13,237	13,796	117.2	13,821	13,882	13,237	13,807	108.1	7,100	137.9	9,320	9,060	-	9,453	127.4
	1B	13,226	13,451	12,532	13,141	112.3	13,529	13,608	12,532	13,498	105.8	6,601	128.2	9,272	8,832	-	9,331	126.7
	1C	11,948	12,159	11,521	11,864	101.4	12,210	12,337	11,521	12,157	95.5	6,041	117.4	8,395	8,098	-	8,449	114.7
	2A	11,039	10,384	11,068	11,445	93.7	11,078	10,413	11,072	11,496	86.7	6,471	125.7	7,808	7,628	7,100	7,893	106.7
	2B	9,816	9,692	10,134	9,885	83.3	10,617	9,995	10,334	11,157	83.1	5,771	112.1	7,871	7,588	6,922	7,914	107.6
	2C	8,855	8,834	9,157	8,866	75.2	9,479	9,102	9,436	9,765	74.2	5,638	109.5	7,171	7,115	5,894	7,180	98.0
	3A	8,238	7,784	8,405	8,449	69.9	8,458	7,898	8,613	9,042	66.2	4,943	96.0	6,418	6,803	6,067	6,708	87.7
	3B	6,811	6,801	6,776	6,822	57.8	7,637	7,459	7,959	8,533	59.7	5,123	99.5	6,636	6,647	5,938	6,677	90.7
	3C	6,119	6,021	5,574	6,337	52.0	6,965	6,888	6,453	7,615	54.5	5,027	97.7	6,083	5,902	5,046	6,151	83.1
	D	4,185	4,188	3,671	4,526	35.5	4,547	4,636	3,804	4,654	35.6	4,131	80.3	3,697	3,625	3,288	4,206	50.5
표 준 경 매 가 격 By quality grade	1**	16,712	18,449	16,770	16,531	141.9	16,749	18,576	16,770	16,561	131.0	8,389	163.0	10,974	11,058	-	10,950	150.0
	1*	14,568	15,238	14,556	14,457	123.7	14,666	15,371	14,664	14,549	114.7	7,401	143.8	10,034	9,512	12,527	10,121	137.1
	1	13,029	13,181	12,930	12,972	110.6	13,265	13,324	12,930	13,243	103.8	6,341	123.2	8,997	8,572	-	9,062	123.0
	2	9,856	9,646	10,775	9,953	83.7	10,497	9,897	10,847	10,945	82.1	5,726	111.2	7,685	7,465	6,797	7,720	105.0
	3	6,984	6,735	8,014	6,873	59.3	7,883	7,432	8,526	8,622	61.7	5,079	98.7	6,557	6,541	5,944	6,611	89.6
표 준 경 매 가 격 By yield grade	A	12,989	11,740	8,896	14,051	110.3	13,115	11,836	9,103	14,136	102.6	5,083	98.8	6,845	7,317	6,069	7,303	93.5
	B	11,563	10,591	7,565	12,051	98.2	12,949	11,442	9,007	13,730	101.3	5,197	101.0	7,381	7,185	5,960	7,460	100.9
	C	11,101	9,923	7,008	11,633	94.3	12,028	10,866	8,372	12,537	94.1	5,082	98.7	7,137	6,958	5,217	7,185	97.5

주) 1. 1998년부터 품종구분이 재분류됨
젖소 : 젖소암(경산우), 육우 : 젖소암(미경산우), 젖소 수·거세, 교잡우, 수입생우
2. 평균 경락가격은 등외·결함 제외

Note) 1. Dairy heifer, male dairy cattle, castrated dairy cattle and crossbred cattle have been included in beef cattle and the price of dairy cattle is only that of cow since 1998
2. The average action price exclude extras and defects

연도별, 품종별, 성별, 등급별 경락가격(2012년)

판정기간 : 2012.01.01~12.31
판정장소 : 전국 도매시장

Period : 2012.01.01~12.31
Place : Wholesale Center

(단위 : 원/kg, %)

(unit : won/kg, %)

품종 Species		전체 Total					한우 Hanwoo					젖소 Dairy cattle		육우 Beef				
성별 Sex		평균 Average	암 Female	수 Male	거세 Castrated	가격비 Ratio	평균 Average	암 Female	수 Male	거세 Castrated	가격비 Ratio	암 Female	가격비 Ratio	평균 Average	암 Female	수 Male	거세 Castrated	가격비 Ratio
Auction price by grade	평균 Ave	12,489	10,876	9,343	13,831	100.0	13,121	11,290	9,783	14,750	100.0	5,052	100.0	8,715	7,967	6,954	8,921	100.0
	1**A	17,984	18,363	17,000	17,945	144.0	17,985	18,363	17,000	17,946	137.1	-	-	13,976	-	-	13,976	160.4
	1**B	17,417	18,139	-	17,309	139.5	17,432	18,155	-	17,324	132.9	-	-	12,284	11,949	-	12,324	141.0
	1**C	16,340	16,903	16,436	16,265	130.8	16,355	16,944	16,436	16,277	124.6	9,160	181.3	12,102	11,879	-	12,165	138.9
	1*A	15,977	15,460	15,680	16,111	127.9	15,981	15,466	15,680	16,115	121.8	9,200	182.1	12,256	11,757	-	12,374	140.6
	1*B	15,613	15,290	15,100	15,712	125.0	15,659	15,316	15,509	15,766	119.3	8,951	177.2	11,829	11,149	9,300	11,921	135.7
	1*C	14,549	14,105	12,995	14,661	116.5	14,592	14,140	12,995	14,706	111.2	7,684	152.1	11,430	11,056	-	11,489	131.2
	1A	14,331	13,730	14,231	14,697	114.7	14,340	13,737	14,231	14,708	109.3	-	-	10,984	9,679	-	11,394	126.0
	1B	13,910	13,404	13,730	14,270	111.4	14,026	13,440	13,730	14,463	106.9	7,610	150.6	10,915	10,226	-	10,994	125.2
	1C	12,968	12,545	12,748	13,222	103.8	13,070	12,610	12,748	13,356	99.6	6,875	136.1	10,537	10,007	-	10,645	120.9
	2A	11,265	10,418	11,751	12,368	90.2	11,282	10,426	11,753	12,415	86.0	6,459	127.9	9,633	8,865	10,178	9,860	110.5
	2B	10,523	9,968	11,214	11,273	84.3	10,707	10,036	11,315	12,121	81.6	6,263	124.0	9,796	8,913	8,557	9,890	112.4
	2C	9,914	9,369	10,327	10,511	79.4	10,090	9,477	10,637	10,990	76.9	5,946	117.7	9,301	8,622	8,629	9,402	106.7
	3A	8,705	8,140	9,002	9,290	69.7	8,820	8,194	9,163	9,723	67.2	5,215	103.2	7,649	7,797	7,152	8,232	87.8
	3B	7,617	7,229	7,515	8,136	61.0	7,777	7,670	8,436	8,817	59.3	5,095	100.9	7,926	7,330	6,904	8,085	90.9
	3C	6,386	6,072	6,150	7,518	51.1	7,082	7,046	6,892	7,706	54.0	4,787	94.8	7,188	6,141	5,570	7,493	82.5
	D	3,606	3,583	3,804	4,360	28.9	4,448	4,484	3,866	4,629	33.9	3,431	67.9	3,165	2,721	3,571	3,876	36.3
By quality grade	1**	17,257	17,833	16,598	17,181	138.2	17,269	17,854	16,598	17,192	131.6	9,160	181.3	12,249	11,908	-	12,310	140.6
	1*	15,421	15,041	15,305	15,527	123.5	15,458	15,066	15,456	15,568	117.8	8,324	164.8	11,698	11,137	9,300	11,780	134.2
	1	13,783	13,281	13,976	14,112	110.4	13,874	13,319	13,976	14,249	105.7	7,207	142.7	10,795	10,108	-	10,895	123.9
	2	10,607	9,981	11,616	11,381	84.9	10,773	10,047	11,648	11,993	82.1	6,141	121.6	9,679	8,830	8,712	9,780	111.1
	3	7,672	7,116	8,656	8,163	61.4	8,082	7,679	9,072	9,119	61.6	4,949	98.0	7,829	7,142	6,930	8,023	89.8
By yield grade	A	13,206	11,637	9,616	14,999	105.7	13,302	11,675	9,784	15,094	101.4	5,333	105.6	8,156	8,331	7,163	8,936	93.6
	B	12,262	10,805	8,459	13,468	98.2	13,102	11,200	9,834	14,913	99.9	5,208	103.1	8,738	8,001	6,929	8,913	100.3
	C	12,233	10,262	7,671	13,495	98.0	12,933	11,077	9,073	14,068	98.6	4,876	96.5	8,739	7,793	5,785	8,959	100.3

주) 1. 1998년부터 품종구분이 재분류됨
젖소 : 젖소암(경산우), 육우 : 젖소암(미경산우), 젖소 수·거세, 교잡우, 수입생우
2. 평균 경락가격은 등외·결함 제외

Note) 1. Dairy heifer, male dairy cattle, castrated dairy cattle and crossbred cattle have been included in beef cattle and the price of dairy cattle is only that of cow since 1998
2. The average action price exclude extras and defects

연도별, 품종별, 성별, 등급별 경락가격(2013년)

판정기간 : 2013.01.01~12.31
판정장소 : 전국 도매시장

Period : 2013.01.01~12.31
Place : Wholesale Center

(단위 : 원/kg, %)

(unit : won/kg, %)

품종 Species	성별 Sex	전체 Total					한우 Hanwoo					젖소 Dairy cattle		육우 Beef				
		평균 Average	암 Female	수 Male	거세 Castrated	가격비 Ratio	평균 Average	암 Female	수 Male	거세 Castrated	가격비 Ratio	암 Female	가격비 Ratio	평균 Average	암 Female	수 Male	거세 Castrated	가격비 Ratio
Auction price by grade	평균 Ave	12,346	10,966	9,084	13,433	100.0	12,814	11,336	10,514	13,973	100.0	4,544	100.0	7,815	7,308	6,255	8,021	100.0
	1**A	17,683	18,350	17,650	17,609	143.2	17,683	18,350	17,650	17,610	138.0	-	-	15,142	-	-	15,142	193.8
	1**B	17,051	17,980	16,300	16,914	138.1	17,058	17,994	16,300	16,920	133.1	-	-	11,704	11,946	-	11,641	149.8
	1**C	15,808	16,699	14,200	15,694	128.0	15,818	16,722	14,200	15,702	123.4	7,709	169.7	11,464	11,289	-	11,499	146.7
	1*A	15,195	15,102	15,430	15,218	123.1	15,197	15,108	15,430	15,219	118.6	8,400	184.9	10,430	10,176	-	10,831	133.5
	1*B	14,867	14,917	14,911	14,852	120.4	14,884	14,935	14,911	14,870	116.2	8,089	178.0	10,836	10,493	-	10,908	138.7
	1*C	13,812	13,718	13,626	13,833	111.9	13,835	13,746	13,626	13,856	108.0	9,017	198.4	10,611	9,967	-	10,752	135.8
	1A	13,491	13,318	14,363	13,597	109.3	13,497	13,324	14,363	13,602	105.3	5,883	129.5	10,069	9,569	-	10,292	128.8
	1B	13,246	13,067	14,039	13,370	107.3	13,304	13,093	14,039	13,452	103.8	6,454	142.0	10,016	9,394	-	10,123	128.2
	1C	12,315	12,144	12,472	12,407	99.7	12,377	12,185	12,472	12,482	96.6	7,015	154.4	9,596	8,969	-	9,728	122.8
	2A	10,990	10,537	12,212	11,656	89.0	11,008	10,547	12,246	11,692	85.9	5,504	121.1	8,700	7,980	7,543	9,014	111.3
	2B	10,396	10,149	11,941	10,819	84.2	10,627	10,221	12,277	11,553	82.9	5,522	121.5	8,681	7,995	7,322	8,777	111.1
	2C	9,821	9,507	11,406	10,206	79.5	10,090	9,623	11,406	10,828	78.7	5,478	120.6	8,348	7,950	-	8,414	106.8
	3A	8,908	8,689	9,379	9,234	72.2	9,114	8,755	9,974	9,938	71.1	4,740	104.3	7,046	7,113	6,518	7,545	90.2
	3B	7,518	7,574	6,759	7,487	60.9	8,306	8,259	9,196	9,059	64.8	4,565	100.5	7,170	6,729	6,212	7,351	91.7
	3C	6,554	6,434	5,841	7,101	53.1	7,749	7,744	7,366	7,898	60.5	4,381	96.4	6,762	6,047	5,310	6,986	86.5
	D	3,421	3,391	3,756	4,551	27.7	4,710	4,702	4,153	5,018	36.8	3,207	70.6	3,419	3,246	3,296	3,778	43.7
By quality grade	1**	16,838	17,677	16,103	16,727	136.4	16,844	17,690	16,103	16,733	131.4	7,709	169.7	11,727	11,637	-	11,747	150.1
	1*	14,644	14,643	15,044	14,644	118.6	14,661	14,662	15,044	14,660	114.4	8,395	184.7	10,709	10,203	-	10,825	137.0
	1	13,068	12,916	14,129	13,162	105.8	13,114	12,941	14,129	13,224	102.3	6,674	146.9	9,843	9,214	-	9,965	126.0
	2	10,467	10,153	12,132	10,936	84.8	10,656	10,219	12,226	11,456	83.2	5,502	121.1	8,577	7,979	7,386	8,669	109.8
	3	7,623	7,544	8,426	7,618	61.7	8,468	8,296	9,863	9,355	66.1	4,481	98.6	7,103	6,642	6,246	7,304	90.9
By yield grade	A	13,054	11,652	9,941	14,226	105.7	13,127	11,684	10,508	14,290	102.4	4,880	107.4	7,473	7,545	6,526	8,097	95.6
	B	12,115	10,849	7,455	13,243	98.1	12,756	11,244	10,693	14,151	99.5	4,622	101.7	7,792	7,257	6,222	7,985	99.7
	C	12,014	10,400	7,034	12,965	97.3	12,547	11,087	9,591	13,365	97.9	4,449	97.9	7,969	7,388	5,310	8,128	102.0

주) 1. 1998년부터 품종구분이 재분류됨
젖소 : 젖소암(경산우), 육우 : 젖소암(미경산우), 젖소 수·거세, 교잡우, 수입생우
2. 평균 경락가격은 등외·결함 제외

Note) 1. Dairy heifer, male dairy cattle, castrated dairy cattle and crossbred cattle have been included in beef cattle and the price of dairy cattle is only that of cow since 1998
2. The average action price exclude extras and defects

연도별, 품종별, 성별, 등급별 경락가격(2014년)

판정기간 : 2014.01.01~12.31
판정장소 : 전국 도매시장

Period : 2014.01.01~12.31
Place : Wholesale Center

(단위 : 원/kg, %)

(unit : won/kg, %)

품 종 Species		전 체 Total					한 우 Hanwoo					젖 소 Dairy cattle		육 우 Beef				
성 별 Sex		평균 Average	암 Female	수 Male	거세 Castrated	가격비 Ratio	평균 Average	암 Female	수 Male	거세 Castrated	가격비 Ratio	암 Female	가격비 Ratio	평균 Average	암 Female	수 Male	거세 Castrated	가격비 Ratio
AU CT ON A U C T I O N P R I C E B Y G R A D E	평균 Ave	13,674	12,751	10,209	14,361	100.0	14,283	13,304	11,574	14,985	100.0	4,830	100.0	8,311	7,864	7,063	8,478	100.0
	1**A	18,346	19,332	-	18,237	134.2	18,347	19,332	-	18,238	128.5	-	-	13,417	-	-	13,417	161.4
	1**B	17,615	18,751	-	17,452	128.8	17,622	18,761	-	17,458	123.4	-	-	12,276	12,366	-	12,258	147.7
	1**C	16,431	17,480	-	16,287	120.2	16,438	17,492	-	16,294	115.1	-	-	12,005	12,628	-	11,881	144.4
	1*A	16,336	16,493	16,140	16,297	119.5	16,339	16,493	16,140	16,300	114.4	-	-	11,456	-	-	11,456	137.8
	1*B	15,881	16,160	15,693	15,806	116.1	15,903	16,171	15,693	15,832	111.3	8,510	176.2	11,059	11,477	-	11,016	133.1
	1*C	14,790	14,926	15,100	14,759	108.2	14,815	14,938	15,100	14,786	103.7	4,399	91.1	10,845	11,031	-	10,829	130.5
	1A	14,826	14,737	14,803	14,880	108.4	14,831	14,740	14,803	14,888	103.8	-	-	10,491	10,606	-	10,468	126.2
	1B	14,492	14,501	14,440	14,486	106.0	14,570	14,528	14,440	14,599	102.0	6,840	141.6	10,181	9,950	-	10,207	122.5
	1C	13,509	13,546	14,199	13,490	98.8	13,611	13,592	14,199	13,621	95.3	6,931	143.5	9,823	9,626	-	9,848	118.2
	2A	12,777	12,484	13,045	13,172	93.4	12,803	12,493	13,057	13,228	89.6	5,725	118.5	9,106	8,496	8,490	9,228	109.6
	2B	12,028	12,132	12,596	11,882	88.0	12,513	12,234	12,770	13,025	87.6	5,815	120.4	8,855	8,551	8,112	8,884	106.5
	2C	11,213	11,282	11,978	11,147	82.0	11,814	11,501	12,294	12,200	82.7	5,706	118.1	8,715	8,517	8,210	8,733	104.9
	3A	10,900	11,096	10,670	10,613	79.7	11,221	11,176	11,206	11,588	78.6	4,668	96.6	7,510	7,377	7,258	7,943	90.4
	3B	8,920	9,438	7,788	8,156	65.2	10,854	10,857	10,556	10,930	76.0	4,819	99.8	7,743	7,413	7,051	7,900	93.2
	3C	7,473	7,340	6,990	7,949	54.7	10,187	10,208	9,261	9,981	71.3	4,738	98.1	7,551	6,862	6,261	7,755	90.9
	D	4,046	4,014	4,383	5,818	29.6	6,563	6,618	5,409	6,740	45.9	3,863	80.0	3,880	3,926	3,402	4,161	46.7
A U C T I O N P R I C E B Y Q U A L I T Y G R A D E	1**	17,421	18,458	-	17,283	127.4	17,427	18,467	-	17,289	122.0	-	-	12,190	12,506	-	12,131	146.7
	1*	15,636	15,868	15,891	15,578	114.3	15,656	15,877	15,891	15,600	109.6	6,365	131.8	10,968	11,272	-	10,940	132.0
	1	14,289	14,315	14,666	14,272	104.5	14,360	14,342	14,666	14,370	100.5	6,888	142.6	10,015	9,808	-	10,040	120.5
	2	12,046	12,063	12,909	12,008	88.1	12,455	12,168	12,970	12,890	87.2	5,748	119.0	8,807	8,537	8,201	8,832	106
	3	9,024	9,196	9,681	8,333	66.0	10,886	10,830	11,120	11,119	76.2	4,774	98.8	7,693	7,279	7,056	7,872	92.6
A U C T I O N P R I C E B Y Y I E L D G R A D E	A	14,513	13,568	11,102	15,416	106.1	14,593	13,593	11,594	15,478	102.2	4,785	99.1	7,914	7,832	7,262	8,573	95.2
	B	13,572	12,786	8,354	14,220	99.3	14,356	13,316	11,508	15,171	100.5	4,870	100.8	8,267	7,871	7,055	8,423	99.5
	C	13,100	11,858	8,212	13,757	95.8	13,848	12,943	11,038	14,296	97.0	4,799	99.4	8,475	7,853	6,311	8,596	102.0

주) 1. 1998년부터 품종구분이 재분류됨
젖소 : 젖소암(경산우), 육우 : 젖소암(미경산우), 젖소 수-거세, 교잡우, 수입생우
2. 평균 경락가격은 등외·결함 제외

Note) 1. Dairy heifer, male dairy cattle, castrated dairy cattle and crossbred cattle have been included in beef cattle and the price of dairy cattle is only that of cow since 1998
2. The average action price exclude extras and defects

연도별, 품종별, 성별, 등급별 경락가격(2015년)

판정기간 : 2015.01.01~12.31
판정장소 : 전국 도매시장

Period : 2015.01.01~12.31
Place : Wholesale Center

(단위 : 원/kg, %)

(unit : won/kg, %)

품종 Species		전체 Total					한우 Hanwoo					젖소 Dairy cattle		육우 Beef				
성별 Sex		평균 Average	암 Female	수 Male	거세 Castrated	가격비 Ratio	평균 Average	암 Female	수 Male	거세 Castrated	가격비 Ratio	암 Female	가격비 Ratio	평균 Average	암 Female	수 Male	거세 Castrated	가격비 Ratio
Auction price by grade	평균 Ave	15,664	14,684	11,699	16,416	100.0	16,284	15,494	13,150	16,855	100.0	5,241	100.0	10,060	9,144	8,399	10,562	100.0
	1**A	20,252	21,089	19,516	20,160	129.3	20,253	21,089	19,516	20,161	124.4	-	-	16,028	-	-	16,028	159.3
	1**B	19,435	20,712	19,560	19,266	124.1	19,439	20,724	19,560	19,270	119.4	-	-	14,244	14,097	-	14,292	141.6
	1**C	17,943	19,060	19,489	17,764	114.5	17,948	19,063	19,489	17,769	110.2	-	-	13,709	12,999	-	13,750	136.3
	1*A	18,511	18,883	18,260	18,415	118.2	18,511	18,883	18,260	18,416	113.7	-	-	14,610	-	-	14,610	145.2
	1*B	18,009	18,405	17,745	17,914	115.0	18,019	18,415	17,745	17,924	110.7	-	-	13,365	13,607	-	13,312	132.9
	1*C	16,663	16,938	15,565	16,595	106.4	16,677	16,953	19,719	16,608	102.4	9,079	173.2	12,811	11,790	11,000	12,976	127.3
	1A	16,982	17,226	16,360	16,801	108.4	16,985	17,228	16,360	16,805	104.3	-	-	12,241	10,620	-	12,765	121.7
	1B	16,607	16,855	16,546	16,436	106.0	16,655	16,879	16,629	16,499	102.3	8,651	165.1	12,563	12,264	13,569	12,619	124.9
	1C	15,309	15,580	14,622	15,145	97.7	15,364	15,615	14,622	15,210	94.4	8,188	156.2	12,301	11,686	-	12,405	122.3
	2A	14,829	14,648	14,725	15,106	94.7	14,842	14,656	14,733	15,128	91.1	8,047	153.5	11,249	10,793	9,699	11,457	111.8
	2B	14,197	14,218	14,474	14,166	90.6	14,546	14,351	14,638	14,855	89.3	6,941	132.4	11,183	10,445	10,294	11,309	111.2
	2C	13,182	13,196	13,290	13,167	84.2	13,618	13,471	13,741	13,803	83.6	6,641	126.7	10,915	10,309	9,633	11,013	108.5
	3A	12,687	13,021	12,212	12,656	81.0	13,030	13,132	12,829	13,178	80.0	5,279	100.7	8,786	9,055	8,412	9,987	87.3
	3B	10,433	10,697	9,235	10,115	66.6	12,666	12,704	11,898	12,538	77.8	5,250	100.2	9,342	8,750	8,426	9,806	92.9
	3C	8,087	7,756	8,345	9,716	51.6	11,698	11,740	10,625	11,180	71.8	5,098	97.3	9,010	8,140	7,729	9,525	89.6
	D	4,173	4,141	6,268	6,591	26.6	7,696	7,693	7,363	7,920	47.3	4,028	76.9	4,560	4,482	4,735	4,605	45.3
By quality grade	1**	19,117	20,147	19,519	18,976	122.0	19,121	20,152	19,519	18,980	117.4	-	-	14,103	13,906	-	14,136	140.2
	1*	17,639	17,989	17,876	17,552	112.6	17,649	17,999	18,076	17,563	108.4	9,079	173.2	13,093	12,793	11,000	13,154	130.1
	1	16,257	16,542	16,239	16,065	103.8	16,301	16,566	16,267	16,121	100.1	8,338	159.1	12,428	11,958	13,569	12,513	123.5
	2	14,079	14,078	14,609	14,069	89.9	14,392	14,223	14,678	14,635	88.4	6,739	128.6	11,074	10,398	10,074	11,188	110.1
	3	10,320	10,190	11,188	10,248	65.9	12,653	12,647	12,707	12,620	77.7	5,152	98.3	9,249	8,624	8,386	9,751	91.9
By yield grade	A	16,584	15,815	12,596	17,518	105.9	16,666	15,848	13,168	17,550	102.3	5,579	106.4	9,102	9,379	8,414	10,653	90.5
	B	15,785	14,861	9,945	16,515	100.8	16,518	15,599	13,091	17,167	101.4	5,331	101.7	10,010	9,163	8,440	10,497	99.5
	C	14,850	13,562	9,652	15,617	94.8	15,633	14,997	12,706	15,972	96.0	5,192	99.1	10,304	9,072	7,805	10,696	102.4

주) 1. 1998년부터 품종구분이 재분류됨
젖소 : 젖소암(경산우), 육우 : 젖소암(미경산우), 젖소 수·거세, 교잡우, 수입생우
2. 평균 경락가격은 등외·결함 제외

Note) 1. Dairy heifer, male dairy cattle, castrated dairy cattle and crossbred cattle have been included in beef cattle and the price of dairy cattle is only that of cow since 1998
2. The average action price exclude extras and defects

연도별, 품종별, 성별, 등급별 경락가격(2016년)

판정기간 : 2016.01.01~12.31
판정장소 : 전국 도매시장

Period : 2016.01.01~12.31
Place : Wholesale Center

(단위 : 원/kg, %)

(unit : won/kg, %)

품 종 Species		전 체 Total					한 우 Hanwoo					젖 소 Dairy cattle		육 우 Beef				
성 별 Sex		평균 Average	암 Female	수 Male	거세 Castrated	가격비 Ratio	평균 Average	암 Female	수 Male	거세 Castrated	가격비 Ratio	암 Female	가격비 Ratio	평균 Average	암 Female	수 Male	거세 Castrated	가격비 Ratio
AU CT ON A U C T I O N P R I C E B Y G R A D E	평균 Ave	17,049	16,022	13,235	17,902	100.0	18,116	17,079	15,263	18,941	100.0	6,017	100.0	9,629	9,050	8,374	9,916	100.0
	1**A	22,943	23,539	22,650	22,859	134.6	22,946	23,539	22,650	22,861	126.7	-	-	15,940	-	-	15,940	165.5
	1**B	22,028	23,005	21,119	21,863	129.2	22,031	23,015	21,119	21,865	121.6	-	-	15,556	15,910	-	15,305	161.6
	1**C	20,451	21,281	-	20,282	120.0	20,460	21,287	-	20,291	112.9	12,220	203.1	14,621	-	-	14,621	151.8
	1*A	20,669	20,963	21,133	20,587	121.2	20,670	20,963	21,133	20,589	114.1	-	-	13,863	-	-	13,863	144.0
	1*B	19,849	20,306	19,994	19,731	116.4	19,873	20,320	19,994	19,757	109.7	12,000	199.4	13,516	12,958	-	13,578	140.4
	1*C	18,270	18,550	18,894	18,192	107.2	18,306	18,588	18,894	18,226	101.0	9,109	151.4	12,702	12,389	-	12,780	131.9
	1A	19,312	19,222	18,996	19,402	113.3	19,317	19,226	18,996	19,407	106.6	-	-	12,999	12,170	-	13,516	135.0
	1B	18,700	18,729	18,918	18,673	109.7	18,825	18,783	18,918	18,864	103.9	9,038	150.2	12,420	12,065	-	12,503	129.0
	1C	17,134	17,164	16,914	17,108	100.5	17,318	17,246	17,858	17,385	95.6	8,373	139.2	11,879	11,543	12,790	11,951	123.4
	2A	16,619	16,295	17,030	17,141	97.5	16,646	16,317	17,030	17,178	91.9	9,473	157.4	10,498	10,277	-	10,724	109.0
	2B	15,159	15,442	15,893	14,766	88.9	16,149	15,832	16,606	16,732	89.1	7,599	126.3	10,316	9,783	9,320	10,455	107.1
	2C	13,681	14,132	13,876	13,175	80.2	14,923	14,651	15,263	15,392	82.4	7,167	119.1	9,870	9,395	9,881	9,966	102.5
	3A	14,007	13,960	14,162	13,642	82.2	14,506	14,186	14,998	14,593	80.1	6,116	101.6	8,731	9,029	8,473	9,173	90.7
	3B	10,472	11,009	9,813	9,592	61.4	13,426	13,408	13,614	13,545	74.1	6,049	100.5	8,976	8,636	8,335	9,243	93.2
	3C	8,751	8,654	9,432	9,100	51.3	12,313	12,307	12,114	12,445	68.0	5,897	98.0	8,580	8,109	8,003	8,799	89.1
	D	5,129	5,096	6,929	7,618	30.1	8,143	8,082	7,714	8,666	44.9	5,005	83.2	5,297	5,005	6,110	5,283	55.0
A U C T I O N P R I C E B Y Q U A L I T Y G R A D E	1**	21,671	22,415	21,842	21,540	127.1	21,676	22,421	21,842	21,545	119.7	12,220	203.1	14,994	15,910	-	14,871	155.7
	1*	19,384	19,726	20,316	19,291	113.7	19,410	19,749	20,316	19,318	107.1	9,796	162.8	13,049	12,541	-	13,144	135.5
	1	18,240	18,258	18,854	18,223	107.0	18,374	18,316	18,916	18,428	101.4	8,496	141.2	12,118	11,780	12,790	12,194	125.8
	2	14,951	15,217	16,579	14,568	87.7	15,898	15,589	16,860	16,425	87.8	7,302	121.4	10,103	9,622	9,504	10,215	104.9
	3	10,557	10,585	12,580	9,709	61.9	13,547	13,319	14,762	13,773	74.8	5,946	98.8	8,881	8,537	8,352	9,133	92.2
A U C T I O N P R I C E B Y Y I E L D G R A D E	A	18,687	17,631	14,651	19,934	109.6	18,804	17,701	15,399	19,984	103.8	6,327	105.2	9,010	9,338	8,473	9,847	93.6
	B	17,163	16,255	10,677	17,947	100.7	18,428	17,306	14,770	19,311	101.7	6,120	101.7	9,607	9,042	8,351	9,928	99.8
	C	16,065	14,876	10,780	16,915	94.2	17,290	16,373	13,781	17,917	95.4	5,968	99.2	9,709	9,048	8,243	9,899	100.8

주) 1. 1998년부터 품종구분이 재분류됨
젖소 : 젖소암(경산우), 육우 : 젖소암(미경산우), 젖소 수·거세, 교잡우, 수입생우
2. 평균 경락가격은 등외·결함 제외

Note) 1. Dairy heifer, male dairy cattle, castrated dairy cattle and crossbred cattle have been included in beef cattle and the price of dairy cattle is only that of cow since 1998
2. The average action price exclude extras and defects

연도별, 품종별, 성별, 등급별 경락가격(2017년)

판정기간 : 2017.01.01~12.31
판정장소 : 전국 도매시장

Period : 2017.01.01~12.31
Place : Wholesale Center

(단위 : 원/kg, %)

(unit : won/kg, %)

품종 Species	성별 Sex	전체 Total					한우 Hanwoo					젖소 Dairy cattle		육우 Beef				
		평균 Average	암 Female	수 Male	거세 Castrated	가격비 Ratio	평균 Average	암 Female	수 Male	거세 Castrated	가격비 Ratio	암 Female	가격비 Ratio	평균 Average	암 Female	수 Male	거세 Castrated	가격비 Ratio
Auction price by grade	평균 Ave	15,484	14,433	10,463	16,280	100.0	16,719	15,396	12,108	17,710	100.0	5,388	100.0	8,390	7,837	6,842	8,573	100.0
	1**A	21,577	22,724	-	21,436	139.4	21,577	22,724	-	21,436	129.1	-	-	-	-	-	-	-
	1**B	20,689	22,247	-	20,459	133.6	20,694	22,251	-	20,465	123.8	-	-	13,202	14,402	-	13,088	157.4
	1**C	19,194	20,308	-	18,993	124.0	19,206	20,314	-	19,005	114.9	-	-	12,662	14,561	-	12,473	150.9
	1*A	19,274	19,626	18,865	19,191	124.5	19,275	19,627	18,865	19,193	115.3	-	-	12,700	12,899	-	12,672	151.4
	1*B	18,578	18,977	17,642	18,485	120.0	18,612	19,005	17,642	18,519	111.3	-	-	12,150	11,726	-	12,221	144.8
	1*C	17,185	17,305	16,481	17,154	111.0	17,251	17,363	16,481	17,222	103.2	7,880	146.3	11,430	11,012	-	11,505	136.2
	1A	17,815	17,788	17,143	17,844	115.1	17,818	17,792	17,143	17,846	106.6	-	-	9,901	9,174	-	10,756	118.0
	1B	17,168	17,343	16,810	17,022	110.9	17,401	17,403	16,810	17,400	104.1	7,632	141.6	10,557	10,242	-	10,595	125.8
	1C	15,648	15,826	14,697	15,496	101.1	16,010	15,942	14,697	16,073	95.8	6,944	128.9	10,003	9,924	-	10,016	119.2
	2A	14,692	14,328	14,186	15,402	94.9	14,719	14,341	14,198	15,461	88.0	6,892	127.9	9,191	8,817	8,138	9,342	109.5
	2B	12,936	13,573	12,888	12,195	83.5	14,245	13,916	13,489	14,922	85.2	6,439	119.5	8,901	8,348	7,645	8,982	106.1
	2C	11,582	12,312	11,692	10,838	74.8	13,093	12,843	12,827	13,616	78.3	6,186	114.8	8,587	8,078	7,707	8,666	102.3
	3A	11,353	11,626	11,057	11,095	73.3	11,664	11,710	11,554	11,913	69.8	5,713	106.0	7,289	7,720	6,963	7,922	86.9
	3B	8,885	9,712	7,713	7,987	57.4	11,077	11,103	10,746	10,850	66.3	5,538	102.8	7,638	7,306	6,842	7,819	91.0
	3C	7,505	7,496	7,025	7,556	48.5	10,291	10,330	9,478	9,390	61.6	5,289	98.2	7,312	6,967	6,255	7,444	87.2
	D	4,606	4,596	4,906	5,017	29.7	5,715	5,767	5,064	5,791	34.2	4,546	84.4	4,387	4,346	4,507	4,396	52.3
By quality grade	1**	20,317	21,507	-	20,134	131.2	20,325	21,512	-	20,142	121.6	-	-	12,841	14,510	-	12,677	153.1
	1*	18,144	18,398	17,721	18,083	117.2	18,189	18,437	17,721	18,129	108.8	7,880	146.3	11,687	11,260	-	11,762	139.3
	1	16,690	16,835	16,833	16,567	107.8	16,951	16,913	16,833	16,985	101.4	7,066	131.1	10,230	10,034	-	10,258	121.9
	2	12,710	13,272	13,729	12,027	82.1	13,969	13,642	13,974	14,621	83.6	6,247	115.9	8,745	8,212	7,682	8,826	104.2
	3	8,767	9,004	9,745	8,004	56.6	11,048	10,994	11,429	10,993	66.1	5,340	99.1	7,557	7,229	6,827	7,732	90.1
By yield grade	A	17,250	16,016	11,644	18,637	111.4	17,342	16,049	12,106	18,688	103.7	5,914	109.8	7,579	8,051	6,967	8,466	90.3
	B	15,610	14,849	8,523	16,205	100.8	17,016	15,608	12,156	18,040	101.8	5,589	103.7	8,321	7,756	6,854	8,526	99.2
	C	14,580	13,291	8,573	15,445	94.2	16,021	14,795	11,812	16,833	95.8	5,335	99.0	8,522	7,963	6,375	8,642	101.6

주) 1. 1998년부터 품종구분이 재분류됨
젖소 : 젖소암(경산우), 육우 : 젖소암(미경산우), 젖소 수·거세, 교잡우, 수입생우
2. 평균 경락가격은 등외·결함 제외

Note) 1. Dairy heifer, male dairy cattle, castrated dairy cattle and crossbred cattle have been included in beef cattle and the price of dairy cattle is only that of cow since 1998
2. The average action price exclude extras and defects

연도별, 품종별, 성별, 등급별 경락가격(2018년)

판정기간 : 2018.01.01~12.31
판정장소 : 전국 도매시장

Period : 2018.01.01~12.31
Place : Wholesale Center

(단위 : 원/kg, %)

(unit : won/kg, %)

품종 Species	성별 Sex	전체 Total					한우 Hanwoo					젖소 Dairy cattle		육우 Beef				
		평균 Average	암 Female	수 Male	거세 Castrated	가격비 Ratio	평균 Average	암 Female	수 Male	거세 Castrated	가격비 Ratio	암 Female	가격비 Ratio	평균 Average	암 Female	수 Male	거세 Castrated	가격비 Ratio
Auction price by grade	평균 Ave	16,647	15,419	11,371	17,571	100.0	17,772	16,481	12,813	18,735	100.0	5,874	100.0	10,368	9,590	8,259	10,615	100.0
	1**A	22,275	23,535	-	22,116	133.8	22,276	23,535	-	22,117	125.3	-	-	14,119	-	-	14,119	136.2
	1**B	21,278	22,767	-	21,078	127.8	21,283	22,767	-	21,084	119.8	-	-	14,969	-	-	14,969	144.4
	1**C	19,853	21,120	18,788	19,656	119.3	19,861	21,131	18,788	19,663	111.8	10,120	172.3	14,825	14,926	-	14,814	143.0
	1*A	20,542	20,923	19,928	20,440	123.4	20,543	20,928	19,928	20,440	115.6	-	-	13,677	13,045	-	14,295	131.9
	1*B	19,801	20,285	17,795	19,680	118.9	19,832	20,301	17,795	19,715	111.6	10,555	179.7	14,132	13,718	-	14,169	136.3
	1*C	18,434	18,739	-	18,360	110.7	18,475	18,773	-	18,402	104.0	11,032	187.8	13,607	12,876	-	13,712	131.2
	1A	18,909	18,975	18,136	18,858	113.6	18,915	18,981	18,136	18,865	106.4	-	-	13,033	12,597	-	13,289	125.7
	1B	18,223	18,419	17,365	18,082	109.5	18,378	18,455	17,365	18,321	103.4	9,630	163.9	12,887	12,548	-	12,917	124.3
	1C	16,874	16,977	16,157	16,800	101.4	17,056	17,051	16,157	17,060	96.0	8,680	147.8	12,505	12,125	-	12,560	120.6
	2A	15,692	15,552	15,160	16,022	94.3	15,723	15,561	15,160	16,104	88.5	10,772	183.4	11,315	10,643	-	11,437	109.1
	2B	14,236	14,842	14,220	13,514	85.5	15,209	15,073	14,618	15,513	85.6	7,837	133.4	11,214	10,559	9,549	11,285	108.2
	2C	13,250	13,732	12,420	12,668	79.6	14,123	14,068	13,682	14,245	79.5	7,116	121.1	10,916	10,395	9,504	10,992	105.3
	3A	12,336	12,764	11,827	11,970	74.1	12,644	12,864	12,282	12,849	71.1	6,248	106.4	8,875	9,335	8,292	9,864	85.6
	3B	10,109	10,481	9,054	9,755	60.7	12,080	12,118	11,384	11,881	68.0	5,992	102.0	9,416	8,947	8,309	9,633	90.8
	3C	8,320	8,116	8,333	9,343	50.0	11,214	11,239	10,551	10,752	63.1	5,722	97.4	8,965	8,450	7,350	9,219	86.5
	D	4,764	4,745	5,854	5,998	28.6	6,194	6,107	6,086	6,674	34.9	4,689	79.8	4,828	4,774	5,145	4,835	46.6
By quality grade	1**	20,953	22,245	18,788	20,771	125.9	20,958	22,250	18,788	20,777	117.9	10,120	172.3	14,868	14,926	-	14,865	143.4
	1*	19,383	19,799	19,435	19,279	116.4	19,416	19,822	19,435	19,313	109.3	10,921	185.9	13,835	13,155	-	13,919	133.4
	1	17,816	17,974	17,521	17,701	107.0	17,967	18,022	17,521	17,925	101.1	8,902	151.5	12,686	12,287	-	12,734	122.4
	2	14,128	14,600	14,713	13,510	84.9	14,965	14,840	14,941	15,232	84.2	7,360	125.3	11,092	10,482	9,528	11,168	107.0
	3	9,851	9,776	10,709	9,761	59.2	12,025	12,013	12,129	11,980	67.7	5,803	98.8	9,319	8,825	8,238	9,563	89.9
By yield grade	A	18,344	17,220	12,390	19,728	110.2	18,450	17,258	12,830	19,799	103.8	6,486	110.4	9,336	9,921	8,292	10,504	90.0
	B	16,665	15,760	9,796	17,350	100.1	18,023	16,623	12,777	19,048	101.4	6,078	103.5	10,282	9,503	8,323	10,520	99.2
	C	15,887	14,218	9,704	17,004	95.4	17,107	15,881	12,509	17,869	96.3	5,786	98.5	10,614	9,735	7,564	10,824	102.4

주) 1. 1998년부터 품종구분이 재분류됨
젖소 : 젖소암(경산우), 육우 : 젖소암(미경산우), 젖소 수·거세, 교잡우, 수입생우
2. 평균 경락가격은 등외·결함 제외

Note) 1. Dairy heifer, male dairy cattle, castrated dairy cattle and crossbred cattle have been included in beef cattle and the price of dairy cattle is only that of cow since 1998
2. The average action price exclude extras and defects

연도별, 품종별, 성별, 등급별 경락가격(2019년)

판정기간 : 2019.01.01~12.31
판정장소 : 전국 도매시장

Period : 2019.01.01~12.31
Place : Wholesale Center

(단위 : 원/kg, %)

(unit : won/kg, %)

품종 Species	성별 Sex	전체 Total					한우 Hanwoo					젖소 Dairy cattle		육우 Beef				
		평균 Average	암 Female	수 Male	거세 Castrated	가격비 Ratio	평균 Average	암 Female	수 Male	거세 Castrated	가격비 Ratio	암 Female	가격비 Ratio	평균 Average	암 Female	수 Male	거세 Castrated	가격비 Ratio
Auction price by grade	평균 Ave	16,886	15,264	11,151	17,990	100.0	17,965	16,251	13,439	19,116	100.0	6,347	100.0	10,096	9,281	8,183	10,314	100.0
	1**A	22,560	23,250	-	22,464	133.6	22,561	23,250	-	22,465	125.6	-	-	15,771	-	-	15,771	156.2
	1**B	21,479	22,490	-	21,340	127.2	21,487	22,501	-	21,347	119.6	10,819	170.5	14,747	15,263	-	14,664	146.1
	1**C	20,134	21,055	19,919	19,971	119.2	20,154	21,072	19,919	19,990	112.2	-	-	13,807	13,644	-	13,828	136.8
	1*A	20,844	20,906	21,675	20,826	123.4	20,847	20,907	21,675	20,829	116.0	-	-	13,938	13,999	-	13,930	138.1
	1*B	20,092	20,250	19,412	20,051	119.0	20,131	20,266	19,412	20,096	112.1	-	-	13,806	13,577	-	13,826	136.7
	1*C	18,743	18,696	18,590	18,757	111.0	18,811	18,736	18,590	18,833	104.7	11,138	175.5	12,939	12,814	-	12,956	128.2
	1A	18,824	18,592	18,244	18,989	111.5	18,829	18,592	18,244	18,998	104.8	-	-	12,617	15,899	-	12,459	125.0
	1B	18,092	17,981	18,224	18,163	107.1	18,246	18,020	18,224	18,395	101.6	10,295	162.2	12,437	12,035	-	12,478	123.2
	1C	16,785	16,663	17,098	16,871	99.4	17,021	16,734	17,098	17,236	94.7	8,327	131.2	11,866	11,362	-	11,925	117.5
	2A	15,490	15,225	16,003	15,917	91.7	15,528	15,240	16,003	16,000	86.4	7,554	119.0	10,881	10,235	-	11,045	107.8
	2B	14,050	14,548	15,327	13,462	83.2	14,976	14,758	16,214	15,387	83.4	7,722	121.7	10,816	10,168	9,613	10,884	107.1
	2C	12,934	13,454	13,314	12,315	76.6	13,923	13,780	14,292	14,249	77.5	7,383	116.3	10,426	9,708	9,246	10,512	103.3
	3A	12,172	12,334	11,747	11,827	72.1	12,554	12,478	12,695	13,093	69.9	6,697	105.5	8,934	8,963	8,271	9,732	88.5
	3B	9,871	10,136	9,090	9,517	58.5	11,693	11,690	12,118	11,566	65.1	6,365	100.3	9,194	8,767	8,190	9,382	91.1
	3C	8,491	8,389	8,354	9,046	50.3	10,776	10,793	10,669	10,219	60.0	6,258	98.6	8,741	8,207	7,498	8,956	86.6
	D	5,302	5,310	4,196	5,316	31.4	5,281	5,379	3,895	5,612	29.4	5,311	83.7	4,730	4,493	5,040	4,895	46.9
By quality grade	1**	21,279	22,104	19,919	21,154	126.0	21,290	22,115	19,919	21,165	118.5	10,819	170.5	14,131	14,214	-	14,120	140.0
	1*	19,743	19,795	19,376	19,728	116.9	19,788	19,820	19,376	19,780	110.1	11,138	175.5	13,301	13,072	-	13,328	131.7
	1	17,755	17,608	18,050	17,853	105.1	17,922	17,655	18,050	18,108	99.8	8,739	137.7	12,116	11,643	-	12,168	120.0
	2	13,931	14,324	15,469	13,427	82.5	14,778	14,546	15,918	15,221	82.3	7,489	118.0	10,642	9,949	9,505	10,720	105.4
	3	9,705	9,729	10,350	9,524	57.5	11,649	11,590	12,520	11,817	64.8	6,298	99.2	9,098	8,634	8,158	9,307	90.1
By yield grade	A	18,737	17,020	12,397	20,055	111.0	18,845	17,077	13,327	20,133	104.9	6,733	106.1	9,386	9,308	8,271	10,314	93.0
	B	16,874	15,450	9,909	17,812	99.9	18,141	16,348	13,718	19,322	101.0	6,411	101.0	10,028	9,269	8,215	10,242	99.3
	C	15,952	14,180	10,369	17,180	94.5	17,195	15,641	13,649	18,223	95.7	6,308	99.4	10,265	9,301	7,625	10,446	101.7

주) 1. 1998년부터 품종구분이 재분류됨
젖소 : 젖소암(경산우), 육우 : 젖소암(미경산우), 젖소 수-거세, 교잡우, 수입생우
2. 평균 경락가격은 등외·결함 제외

Note) 1. Dairy heifer, male dairy cattle, castrated dairy cattle and crossbred cattle have been included in beef cattle and the price of dairy cattle is only that of cow since 1998
2. The average action price exclude extras and defects

연도별, 품종별, 성별, 등급별 경락가격(2020년)

판정기간 : 2020.01.01~12.31
판정장소 : 전국 도매시장

Period : 2020.01.01~12.31
Place : Wholesale Center

(단위 : 원/kg, %)

(unit : won/kg, %)

품종 Species	성별 Sex	전체 Total					한우 Hanwoo					젖소 Dairy cattle		육우 Beef				
		평균 Average	암 Female	수 Male	거세 Castrated	가격비 Ratio	평균 Average	암 Female	수 Male	거세 Castrated	가격비 Ratio	암 Female	가격비 Ratio	평균 Average	암 Female	수 Male	거세 Castrated	가격비 Ratio
Auction price by grade	평균 Ave	18,597	16,703	11,278	19,874	100.0	19,891	17,877	13,386	21,241	100.0	6,516	100.0	10,727	9,557	7,727	11,012	100.0
	1**A	24,510	24,935	21,747	24,450	131.8	24,518	24,941	21,747	24,458	123.3	12,440	190.9	16,145	15,777	-	16,162	150.5
	1**B	23,333	24,000	24,299	23,221	125.5	23,352	24,022	24,299	23,240	117.4	-	-	15,421	14,574	-	15,559	143.8
	1**C	21,741	22,240	-	21,629	116.9	21,772	22,267	-	21,662	109.5	-	-	14,832	14,387	-	14,901	138.3
	1*A	22,447	22,339	22,694	22,482	120.7	22,471	22,349	22,694	22,510	113.0	10,899	167.3	14,747	13,190	-	14,850	137.5
	1*B	21,661	21,695	21,151	21,650	116.5	21,731	21,729	21,151	21,732	109.3	9,579	147.0	14,425	13,615	-	14,521	134.5
	1*C	20,175	20,082	19,024	20,217	108.5	20,281	20,135	19,024	20,346	102.0	8,474	130.0	13,832	13,430	-	13,900	128.9
	1A	20,779	20,496	19,375	20,944	111.7	20,872	20,511	19,375	21,085	104.9	-	-	13,394	12,729	-	13,433	124.9
	1B	20,018	19,913	19,721	20,084	107.6	20,285	19,973	19,721	20,490	102.0	8,757	134.4	13,195	12,230	-	13,261	123.0
	1C	18,399	18,278	18,582	18,492	98.9	18,775	18,416	18,582	19,073	94.4	8,755	134.4	12,678	11,924	-	12,798	118.2
	2A	16,200	16,331	16,236	16,049	87.1	16,709	16,393	16,532	17,158	84.0	7,383	113.3	11,513	10,461	9,711	11,575	107.3
	2B	15,024	15,656	15,912	14,336	80.8	16,199	15,968	16,457	16,622	81.4	7,562	116.1	11,416	10,414	9,484	11,518	106.4
	2C	13,876	14,488	15,250	13,112	74.6	15,091	14,920	15,784	15,523	75.9	7,446	114.3	11,167	10,240	8,953	11,291	104.1
	3A	11,807	12,715	10,423	10,464	63.5	13,160	13,230	12,354	13,513	66.2	6,619	101.6	9,329	8,944	7,694	9,743	87.0
	3B	10,205	10,338	10,214	9,891	54.9	12,484	12,519	12,296	12,046	62.8	6,543	100.4	9,397	8,607	7,749	9,707	87.6
	3C	9,200	9,142	10,374	9,409	49.5	11,609	11,616	12,134	10,806	58.4	6,375	97.8	9,059	8,311	7,121	9,318	84.5
	D	5,424	5,424	4,903	5,727	29.2	5,468	5,413	4,610	6,253	27.5	5,427	83.3	4,909	4,855	5,928	4,660	45.8
By quality grade	1**	23,282	23,695	23,218	23,211	125.2	23,302	23,715	23,218	23,231	117.1	12,440	190.9	15,226	14,526	-	15,329	141.9
	1*	21,431	21,314	20,814	21,474	115.2	21,504	21,351	20,814	21,560	108.1	9,623	147.7	14,176	13,497	-	14,269	132.2
	1	19,724	19,516	19,238	19,858	106.1	19,997	19,598	19,238	20,270	100.5	8,756	134.4	12,975	12,054	-	13,074	121.0
	2	14,963	15,468	15,818	14,384	80.5	16,050	15,772	16,309	16,566	80.7	7,498	115.1	11,335	10,339	9,369	11,443	105.7
	3	10,233	10,336	10,322	9,930	55.0	12,443	12,448	12,309	12,503	62.6	6,469	99.3	9,328	8,587	7,687	9,648	87.0
By yield grade	A	20,275	18,425	10,934	21,412	109.0	20,900	18,656	12,949	22,208	105.1	6,666	102.3	10,363	9,451	7,709	10,768	96.6
	B	18,532	16,709	11,296	19,737	99.7	20,006	18,018	13,545	21,322	100.6	6,584	101.0	10,673	9,360	7,799	10,970	99.5
	C	17,276	15,561	12,589	18,617	92.9	18,710	17,054	14,232	20,013	94.1	6,431	98.7	10,999	9,955	7,304	11,199	102.5

주) 1. 1998년부터 품종구분이 재분류됨
젖소 : 젖소암(경산우), 육우 : 젖소암(미경산우), 젖소 수·거세, 교잡우, 수입생우
2. 평균 경락가격은 등외·결함 제외

Note) 1. Dairy heifer, male dairy cattle, castrated dairy cattle and crossbred cattle have been included in beef cattle and the price of dairy cattle is only that of cow since 1998
2. The average action price exclude extras and defects

연도별, 품종별, 성별, 등급별 경락가격(2021년)

판정기간 : 2021.01.01~12.31
판정장소 : 전국 도매시장

Period : 2021.01.01~12.31
Place : Wholesale Center

(단위 : 원/kg, %)

(unit : won/kg, %)

품종 Species		전체 Total					한우 Hanwoo					젖소 Dairy cattle		육우 Beef				
성별 Sex		평균 Average	암 Female	수 Male	거세 Castrated	가격비 Ratio	평균 Average	암 Female	수 Male	거세 Castrated	가격비 Ratio	암 Female	가격비 Ratio	평균 Average	암 Female	수 Male	거세 Castrated	가격비 Ratio
Auction price by grade	평균 Ave	19,768	17,500	11,988	21,255	100.0	21,169	18,863	13,939	22,667	100.0	6,837	100.0	11,649	10,261	8,389	11,999	100.0
	1**A	26,668	26,774	-	26,652	134.9	26,681	26,785	-	26,665	126.0	16,000	234.0	16,496	14,802	-	16,634	141.6
	1**B	25,142	25,686	24,056	25,049	127.2	25,175	25,701	24,056	25,085	118.9	-	-	16,322	15,761	-	16,358	140.1
	1**C	23,222	23,837	21,366	23,091	117.5	23,276	23,868	21,366	23,150	110.0	-	-	15,563	15,475	-	15,572	133.6
	1*A	23,885	23,656	23,857	23,959	120.8	23,927	23,667	23,857	24,012	113.0	10,799	157.9	15,558	15,185	-	15,578	133.6
	1*B	22,880	22,893	22,986	22,875	115.7	22,967	22,921	22,986	22,982	108.5	11,890	173.9	15,053	14,911	-	15,065	129.2
	1*C	21,124	21,099	21,552	21,135	106.9	21,269	21,170	21,552	21,311	100.5	10,666	156.0	14,641	14,096	-	14,725	125.7
	1A	21,992	21,675	20,551	22,180	111.3	22,098	21,689	20,551	22,345	104.4	10,233	149.7	14,161	13,375	-	14,198	121.6
	1B	20,961	20,874	19,807	21,017	106.0	21,251	20,931	20,722	21,463	100.4	9,307	136.1	13,920	13,257	7,510	13,972	119.5
	1C	19,064	19,023	19,470	19,096	96.4	19,503	19,147	19,755	19,803	92.1	9,318	136.3	13,426	13,021	11,999	13,476	115.3
	2A	16,983	17,066	17,013	16,878	85.9	17,445	17,168	17,013	17,873	82.4	8,210	120.1	12,358	11,276	-	12,467	106.1
	2B	15,717	16,276	17,205	15,101	79.5	16,831	16,606	17,319	17,228	79.5	8,079	118.2	12,239	11,340	9,699	12,342	105.1
	2C	14,298	14,960	16,052	13,552	72.3	15,545	15,376	16,493	15,965	73.4	7,841	114.7	11,911	11,203	9,994	12,002	102.2
	3A	12,438	13,016	10,847	11,568	62.9	13,719	13,773	12,849	14,135	64.8	7,094	103.8	10,319	9,609	8,438	10,959	88.6
	3B	10,763	10,651	10,938	11,032	54.4	12,957	13,007	12,542	12,466	61.2	6,871	100.5	10,434	9,404	8,404	10,897	89.6
	3C	9,650	9,467	10,648	10,491	48.8	12,095	12,105	12,536	11,151	57.1	6,664	97.5	10,079	8,932	7,687	10,460	86.5
	D	5,599	5,596	5,840	5,891	28.3	6,148	6,128	5,416	6,491	29.0	5,585	81.7	5,222	5,163	6,401	4,730	44.8
By quality grade	1**	25,148	25,476	23,067	25,091	127.2	25,182	25,495	23,067	25,127	119.0	16,000	234.0	16,019	15,528	-	16,058	137.5
	1*	22,649	22,527	22,432	22,692	114.6	22,746	22,567	22,432	22,810	107.4	11,091	162.2	14,910	14,432	-	14,964	128.0
	1	20,673	20,491	19,826	20,792	104.6	20,983	20,566	20,302	21,272	99.1	9,339	136.6	13,714	13,122	9,047	13,770	117.7
	2	15,586	16,087	16,918	15,012	78.8	16,673	16,407	17,082	17,164	78.8	7,979	116.7	12,120	11,278	9,885	12,220	104.0
	3	10,755	10,659	10,878	11,026	54.4	12,937	12,953	12,668	12,926	61.1	6,790	99.3	10,351	9,351	8,374	10,823	88.9
By yield grade	A	21,871	19,487	11,463	23,289	110.6	22,502	19,856	13,591	24,005	106.3	7,171	104.9	11,333	10,090	8,438	11,920	97.3
	B	19,714	17,498	12,133	21,144	99.7	21,249	19,009	13,903	22,686	100.4	6,914	101.1	11,612	10,093	8,410	11,992	99.7
	C	18,044	16,125	13,383	19,481	91.3	19,673	17,795	15,211	21,102	92.9	6,713	98.2	11,834	10,704	7,926	12,038	101.6

주) 1. 1998년부터 품종구분이 재분류됨
젖소 : 젖소암(경산우), 육우 : 젖소암(미경산우), 젖소 수-거세, 교잡우, 수입생우
2. 평균 경락가격은 등외·결함 제외

Note) 1. Dairy heifer, male dairy cattle, castrated dairy cattle and crossbred cattle have been included in beef cattle and the price of dairy cattle is only that of cow since 1998
2. The average action price exclude extras and defects

연도별, 품종별, 성별, 등급별 경락가격(2022년)

판정기간 : 2022.01.01~12.31
판정장소 : 전국 도매시장

Period : 2022.01.01~12.31
Place : Wholesale Center

(단위 : 원/kg, %)

(unit : won/kg, %)

품종 Species		전체 Total					한우 Hanwoo					젖소 Dairy cattle		육우 Beef				
성별 Sex		평균 Average	암 Female	수 Male	거세 Castrated	가격비 Ratio	평균 Average	암 Female	수 Male	거세 Castrated	가격비 Ratio	암 Female	가격비 Ratio	평균 Average	암 Female	수 Male	거세 Castrated	가격비 Ratio
Auction price by grade	평균 Ave	17,868	15,351	10,852	19,642	100.0	19,018	16,269	12,433	20,980	100.0	7,258	100.0	10,580	9,258	8,165	10,910	100.0
	1**A	25,180	25,409	22,149	25,146	140.9	25,195	25,410	22,149	25,163	132.5	-	-	16,520	15,599	-	16,531	156.1
	1**B	23,592	24,296	22,790	23,463	132.0	23,624	24,326	22,790	23,494	124.2	10,500	144.7	15,634	14,804	-	15,748	147.8
	1**C	21,700	22,346	22,764	21,548	121.4	21,736	22,389	22,764	21,582	114.3	-	-	14,614	13,376	-	14,888	138.1
	1*A	21,627	21,221	14,710	21,780	121.0	21,662	21,234	14,710	21,824	113.9	-	-	14,494	13,158	-	14,622	137.0
	1*B	20,681	20,492	22,618	20,755	115.7	20,769	20,527	22,618	20,866	109.2	-	-	14,298	13,434	-	14,394	135.1
	1*C	19,015	18,699	20,208	19,165	106.4	19,134	18,742	20,208	19,325	100.6	7,569	104.3	13,627	12,882	-	13,715	128.8
	1A	19,127	18,523	18,357	19,568	107.0	19,217	18,540	18,357	19,722	101.0	8,599	118.5	12,999	11,625	-	13,096	122.9
	1B	18,191	17,780	17,827	18,501	101.8	18,447	17,842	17,827	18,934	97.0	9,150	126.1	12,940	11,929	-	13,039	122.3
	1C	16,491	16,156	17,485	16,789	92.3	16,833	16,251	17,485	17,415	88.5	9,583	132.0	12,353	11,564	-	12,456	116.8
	2A	14,371	14,060	15,848	14,842	80.4	14,684	14,130	16,134	15,734	77.2	8,001	110.2	11,191	9,924	8,043	11,339	105.8
	2B	13,254	13,389	15,474	13,062	74.2	14,023	13,610	15,743	15,058	73.7	8,152	112.3	11,086	10,045	10,502	11,218	104.8
	2C	12,094	12,287	15,486	11,836	67.7	12,852	12,556	15,589	13,815	67.6	8,095	111.5	10,764	9,848	8,790	10,894	101.7
	3A	10,242	10,392	9,927	9,866	57.3	10,809	10,730	11,248	11,705	56.8	7,485	103.1	9,226	8,782	8,183	9,546	87.2
	3B	9,236	9,105	9,748	9,581	51.7	10,061	10,039	10,894	9,979	52.9	7,308	100.7	9,217	8,493	8,200	9,547	87.1
	3C	8,467	8,333	8,764	9,239	47.4	9,454	9,453	10,151	9,073	49.7	7,089	97.7	8,891	8,045	7,691	9,248	84.0
	D	5,978	5,989	5,066	5,207	33.5	5,504	5,510	5,316	5,534	28.9	6,012	82.8	5,009	5,209	4,606	4,657	47.3
By quality grade	1**	23,699	24,091	22,653	23,627	132.6	23,728	24,118	22,653	23,656	124.8	10,500	144.7	15,467	14,167	-	15,647	146.2
	1*	20,524	20,193	21,077	20,660	114.9	20,612	20,226	21,077	20,771	108.4	7,569	104.3	14,056	13,189	-	14,154	132.9
	1	18,010	17,533	17,829	18,381	100.8	18,264	17,598	17,829	18,818	96.0	9,323	128.5	12,710	11,740	-	12,816	120.1
	2	13,229	13,296	15,570	13,123	74.0	13,964	13,506	15,803	15,079	73.4	8,122	111.9	10,981	9,961	9,784	11,115	103.8
	3	9,256	9,141	9,758	9,585	51.8	10,135	10,090	11,017	10,463	53.3	7,228	99.6	9,171	8,472	8,143	9,502	86.7
By yield grade	A	19,809	16,866	10,511	21,610	110.9	20,331	17,139	12,029	22,275	106.9	7,506	103.4	10,303	9,145	8,182	10,732	97.4
	B	17,609	15,198	10,908	19,340	98.6	18,909	16,229	12,386	20,877	99.4	7,334	101.0	10,550	9,171	8,244	10,898	99.7
	C	16,318	14,301	11,970	17,914	91.3	17,628	15,456	14,120	19,394	92.7	7,124	98.2	10,766	9,537	7,705	11,008	101.8

주) 1. 1998년부터 품종구분이 재분류됨
젖소 : 젖소암(경산우), 육우 : 젖소암(미경산우), 젖소 수·거세, 교잡우, 수입생우
2. 평균 경락가격은 등외·결함 제외

Note) 1. Dairy heifer, male dairy cattle, castrated dairy cattle and crossbred cattle have been included in beef cattle and the price of dairy cattle is only that of cow since 1998
2. The average action price exclude extras and defects

연도별, 품종별, 성별, 등급별 경락가격(2023년)

판정기간 : 2023.01.01~12.31
판정장소 : 전국 도매시장

Period : 2023.01.01~12.31
Place : Wholesale Center

(단위 : 원/kg, %)

(unit : won/kg, %)

품종 Species	성별 Sex	전체 Total					한우 Hanwoo					젖소 Dairy cattle		육우 Beef				
		평균 Average	암 Female	수 Male	거세 Castrated	가격비 Ratio	평균 Average	암 Female	수 Male	거세 Castrated	가격비 Ratio	암 Female	가격비 Ratio	평균 Average	암 Female	수 Male	거세 Castrated	가격비 Ratio
Auction price by grade	평균 Ave	15,750	13,669	8,657	17,405	100.0	16,628	14,244	9,640	18,619	100.0	6,468	100.0	9,369	8,081	6,689	9,646	100.0
	1**A	22,623	22,286	-	22,689	143.6	22,635	22,293	-	22,702	136.1	-	-	14,943	13,862	-	15,053	159.5
	1**B	21,088	21,194	-	21,064	133.9	21,108	21,204	-	21,087	126.9	-	-	14,540	13,770	-	14,608	155.2
	1**C	19,352	19,534	18,544	19,299	122.9	19,378	19,550	18,544	19,328	116.5	-	-	13,466	13,738	-	13,422	143.7
	1*A	18,787	18,120	16,684	19,109	119.3	18,816	18,125	16,684	19,153	113.2	11,119	171.9	13,229	11,564	-	13,302	141.2
	1*B	17,993	17,549	18,833	18,208	114.2	18,060	17,571	18,833	18,300	108.6	7,335	113.4	13,142	11,926	-	13,260	140.3
	1*C	16,513	16,076	17,754	16,770	104.8	16,593	16,111	17,754	16,882	99.8	7,599	117.5	12,321	11,503	-	12,462	131.5
	1A	16,489	15,933	15,846	16,992	104.7	16,565	15,948	15,846	17,140	99.6	6,788	104.9	11,816	10,637	-	11,916	126.1
	1B	15,774	15,390	15,419	16,113	100.2	15,968	15,436	15,603	16,472	96.0	7,371	114.0	11,650	10,530	10,400	11,764	124.3
	1C	14,316	13,939	14,250	14,695	90.9	14,538	14,004	14,437	15,132	87.4	7,053	109.0	11,031	10,117	11,009	11,162	117.7
	2A	12,439	12,250	12,497	12,803	79.0	12,694	12,305	12,716	13,677	76.3	7,010	108.4	10,009	8,821	6,898	10,149	106.8
	2B	11,563	11,671	12,545	11,401	73.4	12,132	11,835	12,717	13,040	73.0	7,116	110.0	9,970	8,781	7,584	10,107	106.4
	2C	10,606	10,697	11,785	10,467	67.3	11,087	10,880	12,146	11,867	66.7	6,673	103.2	9,561	8,621	7,556	9,701	102.0
	3A	8,868	9,054	8,074	8,536	56.3	9,304	9,295	8,839	10,098	56.0	6,644	102.7	8,040	7,559	6,705	8,301	85.8
	3B	8,055	7,980	7,806	8,283	51.1	8,584	8,594	8,352	8,509	51.6	6,544	101.2	8,006	7,198	6,767	8,264	85.5
	3C	7,370	7,300	6,711	7,792	46.8	7,958	7,968	7,828	7,493	47.9	6,242	96.5	7,511	6,754	6,326	7,811	80.2
	D	5,110	5,120	4,170	4,782	32.4	4,455	4,389	4,084	4,963	26.8	5,177	80.0	4,245	4,027	4,328	4,500	45.3
By quality grade	1**	21,204	21,070	18,544	21,235	134.6	21,224	21,082	18,544	21,257	127.6	-	-	14,270	13,770	-	14,326	152.3
	1*	17,856	17,315	18,119	18,131	113.4	17,920	17,338	18,119	18,219	107.8	8,198	126.7	12,868	11,702	-	13,003	137.3
	1	15,632	15,188	15,098	16,040	99.3	15,813	15,234	15,266	16,380	95.1	7,231	111.8	11,455	10,364	10,695	11,579	122.3
	2	11,602	11,644	12,426	11,531	73.7	12,116	11,790	12,643	13,088	72.9	6,961	107.6	9,860	8,733	7,359	10,001	105.2
	3	8,116	8,074	7,847	8,282	51.5	8,684	8,676	8,584	8,950	52.2	6,453	99.8	7,951	7,206	6,668	8,216	84.9
By yield grade	A	17,129	14,666	8,546	18,999	108.8	17,611	14,856	9,440	19,754	105.9	6,661	103.0	9,119	8,045	6,707	9,444	97.3
	B	15,490	13,476	8,818	17,084	98.3	16,531	14,170	9,642	18,529	99.4	6,560	101.4	9,388	7,975	6,794	9,665	100.2
	C	14,632	12,967	8,462	16,054	92.9	15,509	13,653	11,093	17,165	93.3	6,256	96.7	9,489	8,392	6,393	9,726	101.3

주) 1. 1998년부터 품종구분이 재분류됨
젖소 : 젖소암(경산우), 육우 : 젖소암(미경산우), 젖소 수·거세, 교잡우, 수입생우
2. 평균 경락가격은 등외·결함 제외

Note) 1. Dairy heifer, male dairy cattle, castrated dairy cattle and crossbred cattle have been included in beef cattle and the price of dairy cattle is only that of cow since 1998
2. The average action price exclude extras and defects

연도별, 품종별, 성별, 등급별 경락가격(2024년)

판정기간 : 2024.01.01~12.31
판정장소 : 전국 도매시장

Period : 2024.01.01~12.31
Place : Wholesale Center

(단위 : 원/kg, %)

(unit : won/kg, %)

품종 Species		전체 Total					한우 Hanwoo					젖소 Dairy cattle		육우 Beef				
성별 Sex		평균 Average	암 Female	수 Male	거세 Castrated	가격비 Ratio	평균 Average	암 Female	수 Male	거세 Castrated	가격비 Ratio	암 Female	가격비 Ratio	평균 Average	암 Female	수 Male	거세 Castrated	가격비 Ratio
Auction price by grade	평균 Ave	15,841	14,087	8,871	17,202	100.0	16,482	14,607	9,660	17,963	100.0	6,781	100.0	10,253	8,860	7,347	10,554	100.0
	1**A	21,645	21,242	-	21,738	136.6	21,651	21,242	-	21,746	131.4	-	-	14,744	15,731	-	14,722	143.8
	1**B	20,342	20,138	23,399	20,395	128.4	20,354	20,143	23,399	20,409	123.5	9,860	145.4	14,544	12,994	-	14,657	141.9
	1**C	18,709	18,527	18,600	18,774	118.1	18,724	18,537	18,600	18,790	113.6	-	-	13,762	12,439	-	14,001	134.2
	1*A	17,982	17,439	16,953	18,236	113.5	18,001	17,442	16,953	18,264	109.2	-	-	13,113	12,371	-	13,155	127.9
	1*B	17,280	16,948	16,297	17,448	109.1	17,319	16,957	16,297	17,503	105.1	8,217	121.2	13,181	12,294	-	13,244	128.6
	1*C	15,953	15,562	16,507	16,194	100.7	15,997	15,578	16,507	16,258	97.1	6,495	95.8	12,749	12,315	-	12,814	124.3
	1A	16,039	15,564	14,175	16,433	101.2	16,079	15,570	14,175	16,508	97.6	8,380	123.6	12,110	11,085	-	12,171	118.1
	1B	15,389	15,093	14,909	15,657	97.1	15,496	15,117	14,909	15,856	94.0	8,318	122.7	12,198	11,249	-	12,275	119.0
	1C	14,092	13,812	13,696	14,389	89.0	14,212	13,844	13,696	14,637	86.2	7,899	116.5	11,786	10,894	-	11,884	115.0
	2A	12,579	12,440	11,572	12,822	79.4	12,695	12,469	11,759	13,154	77.0	7,505	110.7	10,961	9,687	8,773	11,091	106.9
	2B	11,979	12,000	12,005	11,948	75.6	12,253	12,096	12,196	12,676	74.3	7,503	110.6	10,986	9,871	8,564	11,091	107.1
	2C	11,210	11,179	12,094	11,252	70.8	11,396	11,284	12,094	11,758	69.1	7,316	107.9	10,783	9,877	-	10,883	105.2
	3A	9,907	10,128	8,555	9,737	62.5	10,318	10,395	9,185	10,576	62.6	7,015	103.5	9,121	8,478	7,403	9,510	89.0
	3B	8,944	8,784	8,281	9,439	56.5	9,695	9,744	8,811	9,391	58.8	6,802	100.3	9,112	8,101	7,416	9,444	88.9
	3C	8,205	8,021	7,315	9,076	51.8	9,137	9,165	8,145	8,570	55.4	6,634	97.8	8,745	7,740	6,757	9,100	85.3
	D	5,487	5,490	4,982	5,376	34.6	5,366	5,339	5,282	5,583	32.6	5,506	81.2	4,781	4,693	4,602	5,026	46.6
By quality grade	1**	20,440	20,058	19,911	20,542	129.0	20,451	20,064	19,911	20,555	124.1	9,860	145.4	14,329	12,794	-	14,476	139.8
	1*	17,176	16,725	16,457	17,409	108.4	17,212	16,735	16,457	17,462	104.4	7,255	107.0	13,023	12,311	-	13,090	127.0
	1	15,288	14,916	14,412	15,629	96.5	15,388	14,938	14,412	15,818	93.4	8,176	120.6	12,038	11,081	-	12,124	117.4
	2	12,019	11,989	11,900	12,067	75.9	12,263	12,071	12,065	12,745	74.4	7,439	109.7	10,925	9,851	8,637	11,032	106.6
	3	9,037	8,929	8,340	9,457	57.0	9,807	9,846	8,972	9,825	59.5	6,759	99.7	9,063	8,109	7,329	9,409	88.4
By yield grade	A	16,987	14,996	8,770	18,410	107.2	17,286	15,126	9,450	18,834	104.9	7,031	103.7	10,008	8,892	7,418	10,391	97.6
	B	15,613	13,894	9,001	16,962	98.6	16,402	14,551	9,750	17,898	99.5	6,825	100.6	10,233	8,721	7,441	10,536	99.8
	C	14,772	13,408	8,763	15,932	93.3	15,442	14,042	10,411	16,659	93.7	6,658	98.2	10,476	9,259	6,757	10,706	102.2

주) 1. 1998년부터 품종구분이 재분류됨
젖소 : 젖소암(경산우), 육우 : 젖소암(미경산우), 젖소 수-거세, 교잡우, 수입생우
2. 평균 경락가격은 등외·결함 제외

Note) 1. Dairy heifer, male dairy cattle, castrated dairy cattle and crossbred cattle have been included in beef cattle and the price of dairy cattle is only that of cow since 1998
2. The average action price exclude extras and defects

다. 도매시장별, 품종별, 성별, 등급별 경락가격

Auction price of beef carcass by wholesale market, species, sex and grade

1) 소-전체

Cattle Total

(단위 : 두, 원/kg) (unit : head, won/kg)

등급 Grade	두수 경락가격	계 Total	도드람 Doddram	협신식품 Hyupsin	삼성식품 Sam sung	농협부천 NACF(Buchon)	농협음성 NACF(Eumseong)	부경축공 Pu kyung	신흥산업 Shin hung	농협고령 NACF(Goryeong)	관성 Gwansung	농협나주 NACF(Naju)	제주축협 Jeju(LCP)	농협포크빌 NACF(Porkvill)	헤드림 Headream	안동봉화 (Andong)
계 Total	두수 Head Price	645,561 15,841	62,791 15,194	59,479 14,293	12,189 10,772	69,449 15,799	156,108 17,527	118,107 15,198	556 12,622	35,410 16,877	20,335 13,062	14,580 14,417	118 11,324	69,251 16,142	21,485 15,237	5,703 17,300
Head and price of beef carcass by grade 등급별 두수 및 평균가격	1**A 두수 경락가격	52,009 21,652	3,827 21,410	2,841 22,332	166 20,462	4,355 21,677	22,486 21,614	6,472 22,262	9 21,399	2,673 21,750	630 20,772	521 20,302	2 19,261	6,288 21,185	1,196 21,355	543 21,427
	1**B 두수 경락가격	72,072 20,337	5,558 20,350	5,386 20,356	297 18,704	7,142 20,424	27,018 20,255	9,105 20,883	17 19,413	5,534 20,359	1,121 19,770	970 19,566	4 18,491	7,473 20,075	1,773 20,520	674 20,850
	1**C 두수 경락가격	29,529 18,704	2,030 18,680	1,607 18,505	68 16,492	3,215 18,270	10,286 18,676	4,334 19,155	3 18,919	2,918 18,936	470 17,991	398 18,133	4 18,363	2,959 18,681	827 18,888	410 19,230
	1*A 두수 경락가격	41,846 69,878	3,596 6,250	2,407 5,720	106 350	5,030 8,116	14,239 19,402	6,308 11,689	15 34	2,044 4,736	753 1,535	710 1,690	1 11	4,860 7,398	1,305 2,228	472 719
	1*B 두수 경락가격	17,982 17,274	17,966 17,324	18,294 17,365	14,748 14,094	18,081 17,293	17,975 17,146	17,629 17,281	17,514 17,130	18,422 17,707	17,715 17,035	16,545 16,993	16,970 15,926	18,079 17,352	17,998 17,468	18,654 18,109
	1*C 두수 경락가격	30,726 15,946	2,521 15,895	2,013 15,908	118 12,959	3,784 15,864	7,912 15,784	5,645 15,939	9 15,743	2,697 16,552	773 15,526	696 15,760	2 14,883	3,105 16,104	1,016 16,148	435 16,847
	1A 두수 경락가격	42,393 16,063	3,817 16,142	2,392 15,902	155 12,592	5,172 16,121	11,531 16,365	7,905 15,478	13 16,281	1,970 16,142	991 15,815	894 15,600	2 15,508	5,602 16,247	1,569 15,687	380 16,558
	1B 두수 경락가격	69,813 15,395	7,084 15,522	5,656 15,105	713 12,166	7,887 15,443	14,206 15,695	14,550 15,166	50 14,584	4,388 15,527	1,866 15,125	1,740 15,111	15 14,298	8,390 15,579	2,673 15,263	595 16,074
	1C 두수 경락가격	29,415 14,088	2,850 14,252	2,255 13,570	347 11,737	3,115 14,073	5,462 14,255	6,624 13,981	18 13,679	2,140 14,328	847 13,700	658 13,971	4 10,715	3,576 14,305	1,135 14,183	384 15,360
	2A 두수 경락가격	37,728 12,589	4,078 13,100	2,732 12,223	450 11,063	4,641 12,563	7,335 12,882	9,190 12,361	38 12,173	1,141 12,356	1,217 12,416	1,071 11,838	2 10,436	4,299 12,764	1,245 12,263	289 13,195
	2B 두수 경락가격	60,050 11,984	6,488 12,422	7,669 11,618	2,676 11,053	6,453 11,906	7,347 12,341	13,962 12,152	136 11,650	2,425 11,765	2,393 11,647	2,117 11,261	24 10,559	6,250 12,142	1,758 11,809	352 12,813
	2C 두수 경락가격	20,166 11,210	2,244 11,334	2,913 10,947	1,047 10,916	1,855 11,028	2,415 11,329	4,594 11,409	40 11,427	876 11,279	807 10,876	578 10,693	3 10,596	2,051 11,342	559 11,235	184 12,340
	3A 두수 경락가격	19,445 9,932	2,465 10,415	2,813 9,507	783 9,322	1,879 9,675	2,330 10,251	4,224 10,235	38 10,078	509 9,299	1,090 8,995	521 9,469	3 9,366	1,897 10,354	815 9,338	78 9,847
	3B 두수 경락가격	55,281 8,972	6,968 9,151	9,985 9,000	3,582 9,167	5,248 8,834	3,477 9,337	10,962 9,061	122 9,722	1,194 8,831	5,064 7,810	1,771 8,838	34 5,616	4,219 9,482	2,520 8,305	145 9,122
	3C 두수 경락가격	15,210 8,241	3,025 8,010	3,090 8,081	1,331 7,987	1,557 7,652	662 9,266	2,543 8,613	14 8,798	165 8,336	778 7,900	245 8,921	7 3,972	884 9,149	866 7,439	43 8,959
	D 두수 경락가격	18,280 5,494	2,744 5,471	1,832 5,951	1,160 6,352	1,056 5,525	1,037 5,587	2,447 4,926	6 3,311	229 3,256	5,002 5,477	783 4,991	10 2,222	1,078 5,730	851 5,324	45 4,419
By quality grade 품질 등급	1** 두수 경락가격	153,610 20,440	11,415 20,385	9,834 20,591	531 18,943	14,712 20,301	59,790 20,462	19,911 20,924	29 19,959	11,125 20,294	2,221 19,657	1,889 19,444	10 18,600	16,720 20,220	3,796 20,402	1,627 20,609
	1* 두수 경락가격	142,450 17,176	12,367 17,197	10,140 17,269	574 13,960	16,930 17,187	41,553 17,143	23,642 17,031	58 16,988	9,477 17,511	3,061 16,802	3,096 16,815	14 15,839	15,363 17,304	4,549 17,304	1,626 17,906
	1 두수 경락가격	141,621 15,288	13,751 15,409	10,303 14,917	1,215 12,087	16,174 15,377	31,199 15,662	29,079 14,959	81 14,617	8,498 15,344	3,704 14,959	3,292 14,994	21 13,695	17,568 15,505	5,377 15,140	1,359 15,991
	2 두수 경락가격	117,944 12,019	12,810 12,421	13,314 11,571	4,173 11,017	12,949 12,003	17,097 12,410	27,746 12,084	214 11,692	4,442 11,806	4,417 11,705	3,766 11,331	29 10,552	12,600 12,207	3,562 11,869	825 12,829
	3 두수 경락가격	89,936 9,037	12,448 9,139	15,888 8,916	5,696 8,926	8,684 8,814	6,469 9,667	17,729 9,290	174 9,724	1,868 8,921	6,932 8,029	2,537 9,000	44 5,660	7,000 9,685	4,201 8,381	266 9,332
	A 두수 경락가격	193,421 16,987	17,783 16,436	13,185 15,978	1,660 11,726	21,077 16,683	57,921 18,359	34,099 15,970	113 13,512	8,337 17,734	4,681 14,495	3,717 14,926	10 13,878	22,946 17,085	6,130 16,073	1,762 17,948
By yield grade 수율 등급	B 두수 경락가격	327,094 15,613	32,338 15,121	34,416 14,156	7,618 10,827	34,846 15,704	71,450 17,425	60,268 15,037	359 12,435	18,277 16,843	11,979 12,471	8,288 14,280	88 10,917	33,730 15,930	10,952 15,065	2,485 17,385
	C 두수 경락가격	125,046 14,772	12,670 13,717	11,878 12,938	2,911 10,109	13,526 14,745	26,737 16,164	23,740 14,574	84 12,295	8,796 16,204	3,675 13,045	2,575 14,142	20 11,504	12,575 15,107	4,403 14,520	1,456 16,446

주) 1. 두수는 경락두수(상정두수)인
 2. 농협음성(서울)축산물공판장은 농협서울축산물공판장이 이전한 것임(2011.3.2.)
 3. 전체 두수 및 평균가격은 등외 결함 제외
 4. 김해축산물공판장이 부경축산물공판장으로 통합(2022.2.3.)

Note) 1. Number of head is that of auctioned in wholesale market
 2. NACF Seoul Slaughtering & Wholesale Center relocated to NACF Eumseong Slaughtering & Wholesale Center(2011.3.2.)
 3. Total head count and average price exclude extras and defects
 4. Gimhae(LPC) consolidated into Pukyung (2022.2.3.)

도매시장별, 품종별, 성별, 등급별 경락가격

2) 한우-전체

Hanwoo(Korean native cattle) Total

(단위 : 두, 원/kg)

(unit : head, won/kg)

등급 Grade		두수 경락가격	계 Total	도드람 Doddram	협신식품 Hyupsin	삼성식품 Sam sung	농협부천 NACF(Buchon)	농협음성 NACF(Eumseong)	부경축공 Pu kyung	신흥산업 Shin hung	농협고령 NACF(Goryeong)	관성 Gwansung	농협나주 NACF(Naju)	제주축협 Jeju(LCP)	농협포크빌 NACF(Porkvill)	헤드림 Headream	안동봉화 (Andong)	
Head and price of beef carcass by grade	계 Total	Head Price	583,509 16,482	56,442 15,883	36,246 16,810	993 17,010	63,509 16,380	154,375 17,613	115,101 15,397	200 15,778	31,976 17,498	16,196 14,450	14,529 14,443	118 11,324	68,240 16,254	20,029 15,738	5,555 17,474	
	1**A	두수 경락가격	51,961 21,658	3,825 21,414	2,819 22,386	158 20,729	4,349 21,687	22,484 21,614	6,472 22,262	9 21,399	2,666 21,767	630 20,772	521 20,302	2 19,261	6,287 21,186	1,196 21,355	543 21,427	
	1**B	두수 경락가격	71,922 20,349	5,553 20,357	5,326 20,415	250 19,483	7,137 20,429	27,015 20,255	9,105 20,883	14 20,544	5,511 20,383	1,119 19,787	970 19,566	4 18,491	7,471 20,077	1,773 20,520	674 20,850	
	1**C	두수 경락가격	29,444 18,719	2,029 18,682	1,570 18,600	48 17,731	3,213 18,273	10,279 18,680	4,334 19,155	3 18,919	2,903 18,963	468 18,020	398 18,133	4 18,363	2,958 18,683	827 18,888	410 19,230	
	1*A	두수 경락가격	41,687 18,001	3,590 17,973	2,364 18,378	54 16,928	5,018 18,093	14,230 17,979	6,307 17,630	12 18,254	2,019 18,481	753 17,715	710 17,545	1 16,970	4,857 18,082	1,302 18,012	470 18,678	
	1*B	두수 경락가격	69,259 17,313	6,214 17,351	5,519 17,501	111 16,787	8,082 17,312	19,378 17,152	11,684 17,283	30 17,559	4,680 17,757	1,531 17,049	1,690 16,993	11 15,926	7,393 17,356	2,225 17,475	711 18,160	
	1*C	두수 경락가격	30,342 15,991	2,504 15,925	1,855 16,171	20 15,198	3,759 15,888	7,902 15,789	5,642 15,941	8 16,089	2,641 16,624	765 15,578	696 15,760	2 14,883	3,105 16,104	1,012 16,163	431 16,882	
	1A	두수 경락가격	41,994 16,094	3,793 16,167	2,251 16,128	37 15,462	5,141 16,147	11,510 16,374	7,902 15,480	11 16,818	1,917 16,244	991 15,815	894 15,600	2 15,508	5,599 16,249	1,567 15,695	379 16,565	
	1B	두수 경락가격	67,737 15,504	6,959 15,584	4,855 15,555	76 15,039	7,779 15,498	14,133 15,717	14,536 15,170	29 15,769	4,147 15,700	1,849 15,169	1,739 15,115	15 14,298	8,375 15,587	2,664 15,281	581 16,167	
	1C	두수 경락가격	28,093 14,212	2,765 14,350	1,684 14,148	13 13,270	3,029 14,157	5,418 14,285	6,619 13,983	11 14,350	1,988 14,493	825 13,780	658 13,971	4 10,715	3,570 14,311	1,131 14,195	378 15,415	
	2A	두수 경락가격	35,448 12,708	3,978 13,157	1,775 12,846	34 12,027	4,314 12,719	7,225 12,925	9,182 12,363	16 13,085	885 12,769	1,198 12,454	1,070 11,842	2 10,436	4,258 12,786	1,225 12,313	286 13,216	
	2B	두수 경락가격	49,132 12,263	5,725 12,671	3,079 12,482	78 11,473	5,210 12,263	7,071 12,437	13,889 12,170	32 12,491	1,452 12,349	2,266 11,790	2,115 11,266	24 10,559	6,178 12,170	1,690 11,956	323 12,986	
	2C	두수 경락가격	15,345 11,399	1,810 11,541	751 11,440	12 10,774	1,446 11,285	2,321 11,393	4,546 11,434	5 13,499	421 11,798	733 11,024	576 10,706	3 10,596	2,023 11,371	544 11,296	154 12,611	
	3A	두수 경락가격	14,386 10,341	2,125 10,761	729 9,962	15 9,006	1,319 10,103	2,132 10,464	4,114 10,341	9 12,171	252 9,503	697 9,895	511 9,527	3 9,366	1,749 10,588	665 9,857	66 10,120	
	3B	두수 경락가격	29,939 9,723	4,283 10,120	1,399 9,630	63 8,475	3,104 9,385	2,698 9,962	8,674 9,824	11 11,524	461 8,902	1,979 9,289	1,741 8,890	34 5,616	3,630 9,880	1,743 9,209	119 9,343	
	3C	두수 경락가격	6,820 9,163	1,289 9,235	270 8,606	24 6,828	609 8,928	579 9,551	2,095 9,106	- -	33 8,172	392 9,075	240 9,002	7 3,972	787 9,427	465 8,679	30 9,353	
	D	두수 경락가격	1,888 5,304	207 4,259	73 4,850	10 5,235	220 5,485	154 5,322	369 6,056	4 2,354	60 4,135	118 5,238	310 5,279	10 2,222	132 6,036	206 5,869	15 3,873	
	By quality grade	1**	두수 경락가격	153,327 20,451	11,407 20,390	9,715 20,661	456 19,712	14,699 20,306	59,778 20,463	19,911 20,924	26 20,653	11,080 20,318	2,217 19,673	1,889 19,444	10 18,600	16,716 20,222	3,796 20,402	1,627 20,609
		1*	두수 경락가격	141,288 17,212	12,308 17,220	9,738 17,436	185 16,647	16,859 17,206	41,510 17,147	23,633 17,033	50 17,459	9,340 17,572	3,049 16,826	3,096 16,815	14 15,839	15,355 17,307	4,539 17,315	1,612 17,947
		1	두수 경락가격	137,824 15,388	13,517 15,474	8,790 15,403	126 14,977	15,949 15,434	31,061 15,683	29,057 14,962	51 15,640	8,052 15,509	3,665 15,009	3,291 14,996	21 13,695	17,544 15,512	5,362 15,154	1,338 16,051
2		두수 경락가격	99,925 12,263	11,513 12,643	5,605 12,438	124 11,561	10,970 12,306	16,617 12,484	27,617 12,099	53 12,779	2,758 12,389	4,197 11,837	3,761 11,337	29 10,552	12,459 12,235	3,459 11,970	763 12,989	
3		두수 경락가격	51,145 9,807	7,697 10,163	2,398 9,621	102 8,253	5,032 9,538	5,409 10,117	14,883 9,870	20 11,830	746 9,102	3,068 9,413	2,492 9,057	44 5,660	6,166 10,028	2,873 9,310	215 9,622	
By yield grade		A	두수 경락가격	185,476 17,286	17,311 16,626	9,938 17,737	298 18,147	20,141 16,998	57,581 18,408	33,977 16,005	57 16,202	7,739 18,248	4,269 15,192	3,706 14,950	10 13,878	22,750 17,158	5,955 16,318	1,744 18,029
	B	두수 경락가격	287,989 16,402	28,734 15,880	20,178 16,798	578 16,830	31,312 16,382	70,295 17,549	57,888 15,349	116 15,725	16,251 17,561	8,744 14,329	8,255 14,308	88 10,917	33,047 16,082	10,095 15,667	2,408 17,590	
	C	두수 경락가격	110,044 15,442	10,397 14,748	6,130 15,507	117 14,877	12,056 15,421	26,499 16,221	23,236 14,709	27 15,203	7,986 16,714	3,183 13,820	2,568 14,164	20 11,504	12,443 15,178	3,979 15,094	1,403 16,658	

주) 1. 두수는 경락두수(상정두수)인
 2. 농협음성(서울)축산물공판장은 농협서울축산물공판장이 이전한 것임(2011.3.2.)
 3. 전체 두수 및 평균가격은 등외 결함 제외
 4. 김해축산물공판장이 부경축산물공판장으로 통합(2022.2.3.)

Note) 1. Number of head is that of auctioned in wholesale market
 2. NACF Seoul Slaughtering & Wholesale Center relocated to NACF Eumseong Slaughtering & Wholesale Center(2011.3.2.)
 3. Total head count and average price exclude extras and defects
 4. Gimhae(LPC) consolidated into Pukyung (2022.2.3.)

도매시장별, 품종별, 성별, 등급별 경락가격

• 한우 암

Hanwoo(Korean native cattle) Female

(단위 : 두, 원/kg)

(unit : head, won/kg)

등급 Grade	두수 경락가격	계 Total	도드람 Doddram	협신식품 Hyupsin	삼성식품 Sam sung	농협부천 NACF(Buchon)	농협음성 NACF(Eumseong)	부경축공 Pu kyung	신흥산업 Shin hung	농협고령 NACF(Goryeong)	관성 Gwansung	농협나주 NACF(Naju)	제주축협 Jeju(LCP)	농협포크빌 NACF(Porkvill)	헤드림 Headream	안동봉화 (Andong)
계 Total	두수 Head Price	287,280 14,607	30,682 14,211	10,382 13,924	329 13,043	25,876 13,825	50,016 15,324	95,771 14,800	4 9,166	545 12,198	12,454 13,646	8,997 13,146	75 9,803	41,496 15,056	9,628 13,405	1,025 14,937
Head and price of beef carcass by grade	1**A 두수 경락가격	11,410 21,262	911 21,182	250 21,215	10 20,139	502 21,277	3,178 20,686	3,822 22,165	- -	3 19,634	255 20,112	118 19,624	- -	2,127 20,727	184 20,018	50 20,807
	1**B 두수 경락가격	17,509 20,153	1,470 20,081	554 19,638	15 20,161	931 19,985	4,366 19,697	5,911 20,860	- -	19 19,823	570 19,434	270 19,203	1 17,300	3,037 19,807	298 19,584	67 19,796
	1**C 두수 경락가격	8,762 18,547	744 18,448	237 17,530	9 17,124	587 17,576	2,058 18,122	3,079 19,209	- -	8 19,427	261 17,991	153 17,987	- -	1,438 18,485	145 17,959	43 18,338
	1*A 두수 경락가격	15,097 17,448	1,333 17,538	389 17,629	17 16,666	1,097 17,066	3,859 17,205	4,760 17,500	- -	11 16,282	449 17,489	347 17,130	1 16,970	2,383 17,878	390 17,231	61 17,740
	1*B 두수 경락가격	26,470 16,958	2,564 16,927	940 16,851	25 16,790	2,092 16,574	5,314 16,558	8,983 17,210	- -	28 16,066	1,068 16,966	789 16,679	6 15,813	3,947 17,213	634 16,920	80 17,422
	1*C 두수 경락가격	12,978 15,575	1,156 15,512	401 15,381	6 14,151	1,103 15,083	2,543 14,983	4,589 15,912	- -	15 14,679	567 15,457	351 15,452	1 13,500	1,859 15,949	322 15,717	65 16,438
	1A 두수 경락가격	21,093 15,582	1,904 15,649	640 15,414	13 15,243	1,977 15,345	4,726 15,752	6,461 15,335	- -	23 14,055	733 15,646	516 15,362	1 15,290	3,314 15,994	728 15,231	57 15,942
	1B 두수 경락가격	36,268 15,127	3,690 15,217	1,405 15,014	37 14,982	3,487 14,850	5,917 15,226	12,378 15,077	- -	75 14,128	1,458 15,066	1,118 14,821	7 13,895	5,335 15,368	1,243 14,821	118 15,322
	1C 두수 경락가격	16,331 13,842	1,631 14,014	491 13,103	6 12,107	1,544 13,515	2,535 13,684	5,821 13,910	- -	31 12,885	667 13,628	425 13,644	3 9,418	2,539 14,146	558 13,890	80 14,748
	2A 두수 경락가격	24,904 12,481	2,623 12,939	889 12,325	22 11,535	2,735 12,411	4,404 12,640	8,303 12,340	- -	20 11,851	1,009 12,369	782 11,756	1 11,500	3,190 12,572	843 12,131	83 12,439
	2B 두수 경락가격	37,502 12,106	4,172 12,495	1,636 12,134	65 11,493	3,975 12,048	4,626 12,196	12,890 12,162	2 10,866	113 11,237	1,981 11,738	1,655 11,158	15 10,501	5,008 12,034	1,251 11,785	113 12,213
	2C 두수 경락가격	12,270 11,286	1,386 11,430	389 11,123	10 10,201	1,241 11,153	1,595 11,224	4,315 11,427	- -	24 10,322	665 10,985	470 10,609	1 8,210	1,706 11,294	423 11,222	45 11,663
	3A 두수 경락가격	12,654 10,408	1,923 10,753	598 9,942	15 9,006	1,157 10,197	1,868 10,486	3,978 10,384	- -	21 9,217	603 9,935	370 9,737	3 9,366	1,526 10,661	551 10,095	41 9,917
	3B 두수 경락가격	27,493 9,772	3,967 10,150	1,305 9,634	58 8,456	2,864 9,452	2,467 9,986	8,441 9,848	2 6,921	135 8,390	1,782 9,338	1,402 8,985	29 5,905	3,321 9,896	1,627 9,263	93 9,346
	3C 두수 경락가격	6,539 9,190	1,208 9,274	258 8,656	21 6,829	584 8,955	560 9,561	2,040 9,127	- -	19 7,882	386 9,091	231 9,045	6 4,443	766 9,442	431 8,734	29 9,206
	D 두수 경락가격	1,557 5,268	184 4,220	68 4,841	7 5,076	203 5,448	120 5,153	298 6,134	4 2,354	38 4,240	90 5,249	248 5,351	10 2,222	97 5,731	177 5,884	13 3,748
By quality grade	1** 두수 경락가격	37,681 20,064	3,125 19,974	1,041 19,484	34 19,343	2,020 19,564	9,602 19,647	12,812 20,812	- -	30 19,694	1,086 19,222	541 18,924	1 17,300	6,602 19,782	627 19,311	160 19,679
	1* 두수 경락가격	54,545 16,735	5,063 16,736	1,730 16,649	48 16,418	4,292 16,291	11,716 16,395	18,332 16,937	- -	54 15,703	2,084 16,644	1,487 16,469	8 15,650	8,189 17,087	1,346 16,703	206 17,184
	1 두수 경락가격	73,692 14,938	7,225 15,036	2,536 14,711	56 14,712	7,008 14,673	13,178 15,085	24,660 14,847	- -	129 13,808	2,858 14,855	2,059 14,692	11 12,763	11,188 15,245	2,529 14,716	255 15,267
	2 두수 경락가격	74,676 12,071	8,181 12,437	2,914 12,040	97 11,344	7,951 12,020	10,625 12,214	25,508 12,082	2 10,866	157 11,169	3,655 11,766	2,907 11,223	17 10,417	9,904 12,062	2,517 11,797	241 12,180
	3 두수 경락가격	46,686 9,846	7,098 10,173	2,161 9,602	94 8,266	4,605 9,590	4,895 10,126	14,459 9,897	2 6,921	175 8,446	2,771 9,441	2,003 9,149	38 6,015	5,613 10,044	2,609 9,381	163 9,479
	A 두수 경락가격	85,158 15,126	8,694 14,736	2,766 14,217	77 14,002	7,468 14,247	18,035 15,737	27,324 15,212	- -	78 12,810	3,049 14,169	2,133 13,674	6 12,243	12,540 15,752	2,696 13,968	292 15,420
	B 두수 경락가격	145,242 14,551	15,863 14,207	5,840 13,994	200 13,043	13,349 13,771	22,690 15,405	48,603 14,782	4 9,166	370 12,005	6,859 13,580	5,234 12,947	58 9,960	20,648 14,941	5,053 13,209	471 14,722
By yield grade	C 두수 경락가격	56,880 14,042	6,125 13,538	1,776 13,314	52 11,506	5,059 13,386	9,291 14,435	19,844 14,336	- -	97 12,371	2,546 13,227	1,630 13,071	11 7,600	8,308 14,390	1,879 13,117	262 14,788

주) 1. 두수는 경락두수(상정두수)임
 2. 농협음성(서울)축산물공판장은 농협서울축산물공판장이 이전한 것임(2011.3.2.)
 3. 전체 두수 및 평균가격은 등외 결함 제외
 4. 김해축산물공판장이 부경축산물공판장으로 통합(2022.2.3.)

Note) 1. Number of head is that of auctioned in wholesale market
 2. NACF Seoul Slaughtering & Wholesale Center relocated to NACF Eumseong Slaughtering & Wholesale Center(2011.3.2.)
 3. Total head count and average price exclude extras and defects
 4. Gimhae(LPC) consolidated into Pukyung(2022.2.3.)

도매시장별, 품종별, 성별, 등급별 경락가격

• 한우 수

Hanwoo(Korean native cattle) Male

(단위 : 두, 원/kg)

(unit : head, won/kg)

등급 Grade	두수 경락가격	계 Total	도드람 Doddrum	협신식품 Hyupsin	삼성식품 Sam sung	농협부천 NACF(Buchon)	농협음성 NACF(Eumseong)	부경축공 Pu kyung	신흥산업 Shin hung	농협고령 NACF(Goryeong)	관성 Gwansung	농협나주 NACF(Naju)	제주축협 Jeju(LCP)	농협포크빌 NACF(Porkvill)	헤드림 Headream	안동봉화 (Andong)
계 Total	Head Price	1,996 9,660	136 9,960	88 9,968	1 11,259	235 9,062	231 10,313	164 9,157	18 13,974	365 10,113	131 9,207	192 8,836	7 5,286	272 10,034	143 8,510	13 9,842
Head and price of beef carcass by grade 비육단별	1**A 두수 경락가격	- -	- -	- -	- -	- -	- -	- -	- -	- -	- -	- -	- -	- -	- -	- -
	1**B 두수 경락가격	1 23,399	- -	- -	- -	- -	- -	- -	- -	1 23,399	- -	- -	- -	- -	- -	- -
	1**C 두수 경락가격	3 18,600	1 17,419	- -	- -	- -	- -	- -	- -	1 20,399	- -	1 17,670	- -	- -	- -	- -
	1*A 두수 경락가격	2 16,953	- -	- -	- -	1 17,099	- -	1 16,730	- -	- -	- -	- -	- -	- -	- -	- -
	1*B 두수 경락가격	7 16,297	1 15,999	- -	- -	- -	2 15,647	- -	- -	1 21,700	1 14,426	1 15,490	- -	1 13,019	- -	- -
	1*C 두수 경락가격	4 16,507	1 15,849	- -	- -	- -	- -	1 15,910	- -	1 19,999	- -	1 15,250	- -	- -	- -	- -
	1A 두수 경락가격	6 15,317	- -	- -	- -	2 15,115	2 15,154	- -	- -	1 15,999	- -	- -	- -	- -	1 9,211	- -
	1B 두수 경락가격	26 14,909	3 14,619	4 13,793	- -	- -	4 14,321	2 14,218	1 17,500	5 17,304	- -	2 13,064	- -	5 14,331	- -	- -
	1C 두수 경락가격	16 13,696	3 12,641	- -	- -	1 11,111	1 13,988	- -	- -	6 15,007	- -	2 12,912	- -	3 13,551	- -	- -
	2A 두수 경락가격	69 11,762	5 12,033	1 11,999	- -	6 10,505	12 11,724	8 11,082	- -	21 12,389	3 12,147	4 10,371	1 9,800	5 12,619	1 11,480	2 11,722
	2B 두수 경락가격	151 12,169	10 11,954	- -	- -	16 11,228	34 11,986	8 10,673	3 15,541	42 13,334	9 11,640	8 9,460	- -	19 11,964	1 15,689	1 13,100
	2C 두수 경락가격	35 12,094	1 9,799	- -	1 11,259	3 8,822	3 10,938	2 13,076	2 17,738	15 12,696	1 8,900	2 10,134	- -	5 12,162	- -	- -
	3A 두수 경락가격	831 9,255	37 9,725	46 9,730	- -	101 9,050	106 9,808	67 8,734	6 12,627	121 8,829	54 9,227	83 8,643	- -	119 9,634	84 8,610	7 8,813
	3B 두수 경락가격	741 8,860	52 8,981	33 9,654	- -	93 8,273	62 9,320	57 8,667	6 12,678	139 8,703	58 8,452	85 8,238	5 4,490	101 9,667	48 8,135	2 8,005
	3C 두수 경락가격	104 8,183	22 8,169	4 8,610	- -	12 8,127	5 7,284	18 7,767	- -	11 8,410	5 8,350	3 7,928	1 1,700	14 8,561	8 7,422	1 12,100
	D 두수 경락가격	93 5,131	2 6,301	1 4,550	- -	4 7,474	5 5,998	33 5,607	- -	4 3,073	5 5,346	26 3,997	- -	2 6,229	11 6,282	- -
By quality grade 품질등급 품질등급 품질등급 품질등급 품질등급	1** 두수 경락가격	4 19,911	1 17,419	- -	- -	- -	- -	- -	- -	2 21,916	- -	1 17,670	- -	- -	- -	- -
	1* 두수 경락가격	13 16,457	2 15,936	- -	- -	1 17,099	2 15,647	2 16,219	- -	2 21,032	1 14,426	2 15,364	- -	1 13,019	- -	- -
	1 두수 경락가격	48 14,412	6 13,596	4 13,793	- -	3 13,490	7 14,495	2 14,218	1 17,500	12 16,066	- -	4 12,975	- -	8 14,034	1 9,211	- -
	2 두수 경락가격	255 12,065	16 11,855	1 11,999	1 11,259	25 10,713	49 11,869	18 11,096	5 16,492	78 12,955	13 11,675	14 9,852	1 9,800	29 12,104	2 14,059	3 12,158
	3 두수 경락가격	1,676 8,972	111 9,122	83 9,657	- -	206 8,671	173 9,572	142 8,617	12 12,653	271 8,748	117 8,849	171 8,455	6 4,073	234 9,573	140 8,419	10 9,092
By yield grade 비육단별 비육단별 비육단별 비육단별	A 두수 경락가격	908 9,450	42 10,068	47 9,789	- -	110 9,356	120 10,082	76 9,107	6 12,627	143 9,442	57 9,389	87 8,725	1 9,800	124 9,756	86 8,644	9 9,519
	B 두수 경락가격	926 9,750	66 9,933	37 10,357	- -	109 8,796	102 10,642	67 9,203	10 13,974	188 10,197	68 9,099	96 8,578	5 4,490	126 10,296	49 8,345	3 9,854
	C 두수 경락가격	162 10,411	28 9,775	4 8,610	1 11,259	16 8,689	9 9,457	21 9,226	2 17,738	34 12,368	6 8,393	9 11,472	1 1,700	22 10,103	8 7,422	1 12,100

주) 1. 두수는 경락두수(상정두수)인
2. 농협음성(서울)축산물공판장은 농협서울축산물공판장이 이전한 것임(2011.3.2.)
3. 전체 두수 및 평균가격은 등외 결함 제외
4. 김해축산물공판장이 부경축산물공판장으로 통합(2022.2.3.)

Note) 1. Number of head is that of auctioned in wholesale market
2. NACF Seoul Slaughtering & Wholesale Center relocated to NACF Eumseong Slaughtering & Wholesale Center(2011.3.2.)
3. Total head count and average price exclude extras and defects
4. Gimhae(LPC) consolidated into Pukyung(2022.2.3.)

도매시장별, 품종별, 성별, 등급별 경락가격

• 한우-거세
Hanwoo(Korean native cattle) Castrated

(단위 : 두, 원/kg)

(unit : head, won/kg)

등급 Grade		두수 경락가격	계 Total	도드람 Doddram	협신식품 Hyupsin	삼성식품 Sam sung	농협부천 NACF(Buchon)	농협음성 NACF(Eumseong)	부경축공 Pu kyung	신흥산업 Shin hung	농협고령 NACF(Goryeong)	관성 Gwansung	농협나주 NACF(Naju)	제주축협 Jeju(LCP)	농협포크빌 NACF(Porkvill)	헤드림 Headream	안동봉화 (Andong)
Head and price of beef carcass by grade	계 Total	Head Price	294,233 17,963	25,624 17,495	25,776 17,731	663 18,357	37,398 17,792	104,128 18,504	19,166 17,831	178 16,039	31,066 17,651	3,611 16,843	5,340 16,322	36 14,970	26,472 17,828	10,258 17,459	4,517 17,932
	1**A	두수 경락가격	40,551 21,750	2,914 21,473	2,569 22,478	148 20,760	3,847 21,732	19,306 21,738	2,650 22,377	9 21,399	2,663 21,769	375 21,138	403 20,461	2 19,261	4,160 21,381	1,012 21,555	493 21,477
	1**B	두수 경락가격	54,412 20,402	4,083 20,438	4,772 20,489	235 19,448	6,206 20,484	22,649 20,343	3,194 20,919	14 20,544	5,491 20,384	549 20,085	700 19,679	3 18,876	4,434 20,229	1,475 20,673	607 20,939
	1**C	두수 경락가격	20,679 18,781	1,284 18,797	1,333 18,760	39 17,837	2,626 18,404	8,221 18,797	1,255 19,044	3 18,919	2,894 18,961	207 18,051	244 18,209	4 18,363	1,520 18,841	682 19,050	367 19,316
	1*A	두수 경락가격	26,588 18,263	2,257 18,187	1,975 18,499	37 17,020	3,920 18,332	10,371 18,216	1,546 17,966	12 18,254	2,008 18,491	304 17,993	363 17,874	- -	2,474 18,245	912 18,286	409 18,788
	1*B	두수 경락가격	42,782 17,498	3,649 17,598	4,579 17,610	86 16,786	5,990 17,523	14,062 17,337	2,701 17,485	30 17,559	4,651 17,764	462 17,214	900 17,219	5 16,061	3,445 17,492	1,591 17,655	631 18,236
	1*C	두수 경락가격	17,360 16,255	1,347 16,223	1,454 16,354	14 15,516	2,656 16,167	5,359 16,108	1,052 16,047	8 16,089	2,625 16,632	198 15,863	344 16,017	1 16,210	1,246 16,298	690 16,334	366 16,946
	1A	두수 경락가격	20,895 16,527	1,889 16,604	1,611 16,365	24 15,549	3,162 16,566	6,782 16,734	1,441 16,041	11 16,818	1,893 16,266	258 16,224	378 15,872	1 15,690	2,285 16,558	838 16,036	322 16,656
	1B	두수 경락가격	31,443 15,868	3,266 15,928	3,446 15,737	39 15,080	4,292 15,930	8,212 16,008	2,156 15,616	28 15,699	4,067 15,721	391 15,495	619 15,541	8 14,685	3,035 15,907	1,421 15,605	463 16,333
	1C	두수 경락가격	11,746 14,648	1,131 14,759	1,193 14,503	7 14,065	1,484 14,714	2,882 14,725	798 14,424	11 14,350	1,951 14,511	158 14,314	231 14,459	1 14,600	1,028 14,652	573 14,435	298 15,558
	2A	두수 경락가격	10,475 13,173	1,350 13,520	885 13,288	12 12,732	1,573 13,185	2,809 13,305	871 12,567	16 13,085	844 12,799	186 12,860	284 12,070	- -	1,063 13,327	381 12,648	201 13,490
	2B	두수 경락가격	11,479 12,689	1,543 13,069	1,443 12,796	13 11,376	1,219 12,846	2,411 12,823	991 12,269	27 12,245	1,297 12,386	276 12,131	452 11,639	9 10,641	1,151 12,672	438 12,340	209 13,310
	2C	두수 경락가격	3,040 11,768	423 11,848	362 11,725	1 15,400	202 12,020	723 11,702	229 11,540	3 10,933	382 11,830	67 11,351	104 11,062	2 11,648	312 11,706	121 11,506	109 12,916
	3A	두수 경락가격	901 10,583	165 11,084	85 10,230	- -	61 10,478	158 10,737	69 9,878	3 11,187	110 10,401	40 10,334	58 9,857	- -	104 10,879	30 10,388	18 10,999
	3B	두수 경락가격	1,705 9,405	264 9,948	61 9,531	5 8,740	147 8,949	169 9,936	176 9,008	3 10,210	187 9,458	139 9,036	254 8,600	- -	208 9,754	68 9,035	24 9,487
	3C	두수 경락가격	177 8,658	59 8,692	8 6,467	3 6,815	13 7,952	14 9,882	37 8,138	- -	3 8,789	1 6,500	6 8,020	- -	7 10,002	26 7,908	- -
	D	두수 경락가격	238 5,599	21 4,322	4 5,046	3 5,640	13 5,646	29 5,881	38 5,745	- -	18 4,132	23 5,156	36 5,578	- -	33 6,935	18 5,339	2 4,735
By quality grade	1**	두수 경락가격	115,642 20,555	8,281 20,521	8,674 20,778	422 19,736	12,679 20,405	50,176 20,592	7,099 21,092	26 20,653	11,048 20,319	1,131 20,028	1,347 19,616	9 18,715	10,114 20,463	3,169 20,578	1,467 20,690
	1*	두수 경락가격	86,730 17,462	7,253 17,502	8,008 17,576	137 16,708	12,566 17,465	29,792 17,393	5,299 17,313	50 17,459	9,284 17,580	964 17,156	1,607 17,079	6 16,090	7,165 17,517	3,193 17,527	1,406 18,037
	1	두수 경락가격	64,084 15,818	6,286 15,897	6,250 15,636	70 15,139	8,938 15,932	17,876 16,048	4,395 15,510	50 15,599	7,911 15,530	807 15,470	1,228 15,414	10 14,780	6,348 15,907	2,832 15,474	1,083 16,198
	2	두수 경락가격	24,994 12,745	3,316 13,074	2,690 12,791	26 12,278	2,994 12,960	5,943 12,891	2,091 12,295	46 12,426	2,523 12,427	529 12,277	840 11,700	11 10,836	2,526 12,808	940 12,344	519 13,288
	3	두수 경락가격	2,783 9,825	488 10,304	154 9,837	8 8,076	221 9,495	341 10,341	282 9,201	6 10,747	300 9,857	180 9,429	318 8,894	- -	319 10,188	124 9,325	42 10,304
	A	두수 경락가격	99,410 18,834	8,575 18,200	7,125 18,866	221 19,203	12,563 18,367	39,426 19,406	6,577 18,755	51 16,623	7,518 18,464	1,163 17,659	1,486 16,815	3 18,241	10,086 18,665	3,173 18,101	1,443 18,492
	B	두수 경락가격	141,821 17,898	12,805 17,511	14,301 17,681	378 18,166	17,854 17,892	47,503 18,365	9,218 17,731	102 16,038	15,693 17,742	1,817 16,737	2,925 16,313	25 14,013	12,273 17,647	4,993 17,526	1,934 18,112
C	두수 경락가격	53,002 16,659	4,244 16,162	4,350 16,229	64 16,684	6,981 16,606	17,199 17,011	3,371 16,495	25 15,015	7,855 16,772	631 15,764	929 15,671	8 16,201	4,113 16,507	2,092 16,425	1,140 16,997	

주) 1. 두수는 경락두수(상정두수)인
2. 농협음성(서울)축산물공판장은 농협서울축산물공판장이 이전한 것임(2011.3.2.)
3. 전체 두수 및 평균가격은 등외·결합 제외
4. 김해축산물공판장이 부경축산물공판장으로 통합(2022.2.3.)

Note) 1. Number of head is that of auctioned in wholesale market
2. NACF Seoul Slaughtering & Wholesale Center relocated to NACF Eumseong Slaughtering & Wholesale Center(2011.3.2.)
3. Total head count and average price exclude extras and defects
4. Gimhae(LPC) consolidated into Pukyung(2022.2.3.)

도매시장별, 품종별, 성별, 등급별 경락가격

3) 젖소
Dairy cattle

(단위 : 두, 원/kg)

(unit : head, won/kg)

등급 Grade	두수 경락가격	계 Total	도드람 Doddrum	협신식품 Hyupsin	삼성식품 Sam sung	농협부천 NACF(Buchon)	농협음성 NACF(Eumseong)	부경축공 Pu kyung	신흥산업 Shin hung	농협고령 NACF(Goryeong)	관성 Gwansung	농협나주 NACF(Naju)	제주축협 Jeju(LCP)	농협포크빌 NACF(Porkvill)	헤드림 Headream	안동봉화 Andong)
계 Total	Head Price	16,376 6,781	2,861 6,902	3,283 7,044	1,073 7,146	1,578 6,910	495 6,560	2,396 6,321	-	44 5,561	3,008 6,741	11 5,650	-	513 6,892	1,111 6,290	3 5,692
Head and price of beef carcass by grade 비육단위 체중 단위 가	1**A 두수	-	-	-	-	-	-	-	-	-	-	-	-	-	-	-
	경락가격	-	-	-	-	-	-	-	-	-	-	-	-	-	-	-
	1**B 두수	1	-	-	-	-	-	-	-	-	1	-	-	-	-	-
	경락가격	9,860	-	-	-	-	-	-	-	-	9,860	-	-	-	-	-
	1**C 두수	-	-	-	-	-	-	-	-	-	-	-	-	-	-	-
	경락가격	-	-	-	-	-	-	-	-	-	-	-	-	-	-	-
	1*A 두수	-	-	-	-	-	-	-	-	-	-	-	-	-	-	-
	경락가격	-	-	-	-	-	-	-	-	-	-	-	-	-	-	-
	1*B 두수	2	2	-	-	-	-	-	-	-	-	-	-	-	-	-
	경락가격	8,217	8,217	-	-	-	-	-	-	-	-	-	-	-	-	-
	1*C 두수	2	1	-	-	-	-	-	-	-	1	-	-	-	-	-
	경락가격	6,495	5,060	-	-	-	-	-	-	-	8,100	-	-	-	-	-
	1A 두수	1	-	-	-	-	-	-	-	-	-	-	-	-	1	-
	경락가격	-	-	-	-	-	-	-	-	-	-	-	-	-	8,380	-
	1B 두수	18	2	3	1	2	1	1	-	1	3	-	-	2	2	-
	경락가격	8,248	7,034	9,160	9,599	7,561	7,499	8,010	-	9,000	8,514	-	-	7,998	8,842	-
	1C 두수	9	2	1	-	4	-	-	-	1	1	-	-	-	-	-
	경락가격	7,899	6,558	8,601	-	8,293	-	-	-	8,233	8,333	-	-	-	-	-
	2A 두수	17	2	1	2	1	6	-	-	-	2	-	-	1	2	-
	경락가격	7,580	7,803	8,499	8,183	7,065	7,253	-	-	-	7,439	-	-	7,700	6,872	-
	2B 두수	244	39	24	17	41	22	18	-	1	46	1	-	11	24	-
	경락가격	7,570	7,568	7,926	8,053	7,697	6,900	7,219	-	6,369	7,626	6,090	-	7,513	6,892	-
	2C 두수	125	11	12	12	33	8	12	-	1	25	1	-	7	3	-
	경락가격	7,342	6,692	7,634	8,103	7,106	6,500	6,755	-	11,569	7,801	6,700	-	7,220	6,126	-
	3A 두수	617	89	47	27	10	57	32	-	3	216	1	-	54	81	-
	경락가격	7,073	7,404	7,394	7,257	7,290	6,850	6,710	-	6,867	6,949	4,500	-	7,091	6,629	-
	3B 두수	10,083	1,464	1,722	469	696	356	1,962	-	26	2,369	4	-	371	643	1
	경락가격	6,831	7,079	7,156	7,290	7,037	6,523	6,349	-	4,891	6,710	5,409	-	6,876	6,350	6,900
	3C 두수	5,257	1,249	1,473	545	791	45	371	-	11	344	4	-	67	355	2
	경락가격	6,674	6,597	6,849	6,936	6,712	6,161	6,037	-	4,863	6,517	5,619	-	6,615	5,959	5,139
	D 두수	16,036	2,462	1,716	1,096	813	849	2,058	-	165	4,834	458	-	922	635	28
	경락가격	5,517	5,553	5,997	6,370	5,595	5,623	4,816	-	3,078	5,485	4,906	-	5,712	5,224	4,648
By quality grade 품질 단위	1** 두수	1	-	-	-	-	-	-	-	-	1	-	-	-	-	-
	경락가격	9,860	-	-	-	-	-	-	-	-	9,860	-	-	-	-	-
	1* 두수	4	3	-	-	-	-	-	-	-	1	-	-	-	-	-
	경락가격	7,255	6,952	-	-	-	-	-	-	-	8,100	-	-	-	-	-
	1 두수	28	4	4	1	6	1	1	-	2	4	-	-	2	3	-
	경락가격	8,176	6,779	9,002	9,599	8,065	7,499	8,010	-	8,610	8,468	-	-	7,998	8,710	-
By yield grade 비육 단위	2 두수	386	52	37	31	75	36	30	-	2	73	2	-	19	29	-
	경락가격	7,439	7,390	7,843	8,082	7,409	6,869	7,028	-	9,455	7,685	6,421	-	7,413	6,814	-
	3 두수	15,957	2,802	3,242	1,041	1,497	458	2,365	-	40	2,929	9	-	492	1,079	3
	경락가격	6,759	6,891	7,030	7,112	6,875	6,531	6,308	-	5,047	6,707	5,427	-	6,862	6,263	5,692
	A 두수	635	91	48	29	11	63	32	-	3	218	1	-	55	84	-
	경락가격	7,031	7,413	7,418	7,325	7,272	6,891	6,710	-	6,867	6,953	4,500	-	7,103	6,656	-
By yield grade 비육 단위	B 두수	10,348	1,507	1,749	487	739	379	1,981	-	28	2,419	5	-	384	669	1
	경락가격	6,825	7,096	7,172	7,322	7,077	6,549	6,359	-	5,139	6,736	5,577	-	6,905	6,384	6,900
	C 두수	5,393	1,263	1,486	557	828	53	383	-	13	371	5	-	74	358	2
	경락가격	6,658	6,596	6,859	6,967	6,743	6,219	6,068	-	6,140	6,641	5,876	-	6,678	5,961	5,139

주) 1. 두수는 경락두수(상정두수)임
 2. 농협음성(서울)축산물공판장은 농협서울축산물공판장이 이전한 것임(2011.3.2.)
 3. 전체 두수 및 평균가격은 등외 결함 제외
 4. 김해축산물공판장이 부경축산물공판장으로 통합(2022.2.3.)

Note) 1. Number of head is that of auctioned in wholesale market
 2. NACF Seoul Slaughtering & Wholesale Center relocated to NACF Eumseong Slaughtering & Wholesale Center(2011.3.2.)
 3. Total head count and average price exclude extras and defects
 4. Gimhae(LPC) consolidated into Pukyung(2022.2.3.)

도매시장별, 품종별, 성별, 등급별 경락가격

4) 육우 전체
Beef cattle Total

(단위 : 두, 원/kg)		(unit : head, won/kg)															
등급	두수	계	도드람	협신식품	삼성식품	농협부천	농협음성	부경축공	신흥산업	농협고령	관성	농협나주	제주축협	농협포크빌	헤드림	안동봉화	
Grade	경락가격	Total	Doddram	Hyupsin	Sam sung	NACF(Buchon)	NACF(Eumseong)	Pu kyung	Shin hung	NACF(Goryeong)	Gwansung	NACF(Naju)	Jeju(LCP)	NACF(Porkvill)	Headream	Andong)	
Head and price of beef carcass by grade	계 Total	45,676	3,488	19,950	10,123	4,362	1,238	610	356	3,390	1,131	40	-	498	345	145	
	경락가격	10,253	9,914	10,380	10,512	9,902	9,669	8,313	10,827	10,707	8,679	6,803	-	9,119	8,661	10,644	
	1**A	두수	48	2	22	8	6	2	-	-	7	-	-	-	1	-	-
	경락가격	14,744	13,529	15,031	15,134	13,841	14,682	-	-	14,595	-	-	-	14,299	-	-	
	1**B	두수	149	5	60	47	5	3	-	3	23	1	-	-	2	-	-
	경락가격	14,544	13,248	14,895	14,512	13,724	13,302	-	14,226	14,438	12,800	-	-	-	14,186	-	-
	1**C	두수	85	1	37	20	2	7	-	-	15	2	-	-	1	-	-
	경락가격	13,762	14,599	14,359	13,603	13,386	11,858	-	-	13,771	11,906	-	-	-	11,111	-	-
	1*A	두수	159	6	43	52	12	9	1	3	25	-	-	-	3	3	2
	경락가격	13,126	13,724	13,524	12,569	13,001	12,341	13,210	14,527	13,634	-	-	-	-	12,689	12,456	13,011
	1*B	두수	617	34	201	239	34	24	5	4	56	4	-	-	5	3	8
	경락가격	13,186	13,208	13,578	12,908	12,845	12,567	13,235	14,083	13,560	12,268	-	-	-	11,939	12,185	12,886
	1*C	두수	382	16	158	98	25	10	3	1	56	7	-	-	-	4	4
	경락가격	12,755	12,415	12,893	12,532	12,496	12,152	12,281	13,011	13,198	11,541	-	-	-	-	12,145	12,956
	1A	두수	398	24	141	118	31	21	3	2	53	-	-	-	3	1	1
	경락가격	12,115	12,613	12,295	11,727	11,968	11,615	12,275	13,547	12,439	-	-	-	-	12,523	10,280	13,520
	1B	두수	2,058	123	798	636	106	72	13	21	240	14	1	-	13	7	14
	경락가격	12,202	12,457	12,415	11,867	11,760	11,493	12,022	13,047	12,613	11,397	9,910	-	-	11,968	11,051	12,381
	1C	두수	1,313	83	570	334	82	44	5	7	151	21	-	-	6	4	6
	경락가격	11,788	11,461	11,913	11,685	11,473	10,723	11,882	12,615	12,248	11,269	-	-	-	10,586	10,950	11,907
2A	두수	2,263	98	956	414	326	104	8	22	256	17	1	-	70	18	3	
경락가격	10,970	11,113	11,128	11,009	10,661	10,385	10,676	11,529	10,920	10,482	8,800	-	-	10,710	9,952	11,398	
2B	두수	10,674	724	4,566	2,581	1,202	254	55	104	972	81	1	-	61	44	29	
경락가격	10,992	10,945	11,095	11,062	10,703	10,336	9,952	11,415	10,947	10,559	8,310	-	-	10,395	9,788	11,066	
2C	두수	4,696	423	2,150	1,023	376	86	36	35	454	49	1	-	21	12	30	
경락가격	10,785	10,664	10,803	10,949	10,544	10,185	10,187	11,126	10,807	10,606	8,490	-	-	10,230	10,003	11,021	
3A	두수	4,442	251	2,037	741	550	141	78	29	254	177	9	-	94	69	12	
경락가격	9,140	8,865	9,408	9,404	8,825	8,672	7,426	9,414	9,111	8,318	6,748	-	-	8,407	8,077	8,509	
3B	두수	15,259	1,211	6,864	3,050	1,448	423	326	111	707	716	26	-	218	134	25	
경락가격	9,122	8,825	9,341	9,468	8,814	8,154	7,697	9,558	8,909	8,018	6,394	-	-	8,227	7,954	8,444	
3C	두수	3,133	487	1,347	762	157	38	77	14	121	42	1	-	30	46	11	
경락가격	8,764	8,461	9,081	8,729	8,057	8,475	7,192	8,798	8,590	8,266	6,410	-	-	7,838	7,041	8,651	
D	두수	356	75	43	54	23	34	20	2	4	50	15	-	24	10	2	
경락가격	4,785	4,548	4,497	6,029	2,891	5,414	4,399	5,402	3,107	4,694	4,104	-	-	5,231	4,601	2,678	
By quality grade	1**	두수	282	8	119	75	13	12	-	3	45	3	-	-	4	-	-
	경락가격	14,329	13,533	14,745	14,321	13,729	12,665	-	14,226	14,224	12,195	-	-	-	13,445	-	-
	1*	두수	1,158	56	402	389	71	43	9	8	137	11	-	-	8	10	14
	경락가격	13,023	13,020	13,288	12,768	12,739	12,421	12,891	14,091	13,417	11,805	-	-	-	12,217	12,247	12,926
	1	두수	3,769	230	1,509	1,088	219	137	21	30	444	35	1	-	22	12	21
	경락가격	12,038	12,103	12,204	11,794	11,675	11,246	12,022	12,975	12,463	11,316	9,910	-	-	11,632	10,958	12,285
	2	두수	17,633	1,245	7,672	4,018	1,904	444	99	161	1,682	147	3	-	122	74	62
	경락가격	10,925	10,856	11,011	11,026	10,662	10,315	10,101	11,363	10,903	10,569	8,548	-	-	10,462	9,862	11,060
3	두수	22,834	1,949	10,248	4,553	2,155	602	481	154	1,082	935	36	-	342	249	48	
경락가격	9,063	8,741	9,318	9,338	8,767	8,307	7,572	9,461	8,918	8,103	6,490	-	-	8,251	7,865	8,512	
By yield grade	A	두수	7,310	381	3,199	1,333	925	277	90	56	595	194	10	-	141	91	18
	경락가격	10,008	9,843	10,174	10,298	9,682	9,756	7,895	10,704	10,489	8,488	7,017	-	-	9,257	8,628	9,805
	B	두수	28,757	2,097	12,489	6,553	2,795	776	399	243	1,998	816	28	-	299	188	76
	경락가격	10,233	9,958	10,348	10,550	9,876	9,490	8,301	10,851	10,628	8,447	6,651	-	-	9,025	8,706	10,725
	C	두수	9,609	1,010	4,262	2,237	642	185	121	57	797	121	2	-	58	66	51
	경락가격	10,476	9,853	10,596	10,524	10,291	10,176	8,747	10,839	11,025	10,169	7,456	-	-	9,222	8,572	10,798

주) 1. 두수는 경락두수(상정두수)인
 2. 농협음성(서울)축산물공판장은 농협서울축산물공판장이 이전한 것임(2011.3.2.)
 3. 전체 두수 및 평균가격은 등외·결함 제외
 4. 김해축산물공판장이 부경축산물공판장으로 통합(2022.2.3.)

Note) 1. Number of head is that of auctioned in wholesale market
 2. NACF Seoul Slaughtering & Wholesale Center relocated to NACF Eumseong Slaughtering & Wholesale Center(2011.3.2.)
 3. Total head count and average price exclude extras and defects
 4. Gimhae(LPC) consolidated into Pukyung(2022.2.3.)

도매시장별, 품종별, 성별, 등급별 경락가격

• 육우 암
Beef cattle Female

(단위 : 두, 원/kg)

(unit : head, won/kg)

등급 Grade	두수 경락가격	계 Total	도드람 Doddram	협신식품 Hyupsin	삼성식품 Sam sung	농협부천 NACF(Buchon)	농협음성 NACF(Eumseong)	부경축공 Pu kyung	신흥산업 Shin hung	농협고령 NACF(Goryeong)	관성 Gwansung	농협나주 NACF(Naju)	제주축협 Jeju(LCP)	농협포크빌 NACF(Porkvill)	헤드림 Headream	안동봉화 (Andong)
계 Total	Head Price	7,138 8,860	873 8,314	2,462 9,144	722 9,001	1,007 8,806	394 8,249	304 8,325	27 9,828	375 10,094	686 8,302	9 6,815	-	152 8,378	111 8,360	16 9,643
Head and price of beef carcass by grade	1**A 두수	1	-	1	-	-	-	-	-	-	-	-	-	-	-	-
	경락가격	15,731	-	15,731	-	-	-	-	-	-	-	-	-	-	-	-
	1**B 두수	12	2	3	1	2	2	-	-	2	-	-	-	-	-	-
	경락가격	12,994	12,880	13,013	13,499	12,698	12,075	-	-	13,876	-	-	-	-	-	-
	1**C 두수	14	-	5	1	1	2	-	-	4	-	-	-	1	-	-
	경락가격	12,439	-	13,413	10,889	11,547	10,492	-	-	12,954	-	-	-	11,111	-	-
	1*A 두수	10	-	4	2	-	2	1	-	-	-	-	-	-	1	-
	경락가격	12,543	-	13,181	13,253	-	10,144	13,210	-	-	-	-	-	-	10,639	-
	1*B 두수	46	4	15	6	4	4	1	-	6	1	-	-	3	1	1
	경락가격	12,286	12,190	12,252	11,960	12,003	12,016	12,500	-	13,480	12,555	-	-	11,255	12,623	12,011
	1*C 두수	52	1	22	7	2	2	1	-	13	1	-	-	-	2	1
	경락가격	12,354	12,899	12,168	11,755	13,002	11,622	11,910	-	13,118	10,501	-	-	-	11,369	11,889
	1A 두수	26	2	11	4	6	1	-	-	1	-	-	-	-	-	1
	경락가격	11,085	10,119	10,900	10,760	11,318	8,988	-	-	14,500	-	-	-	-	-	13,520
	1B 두수	171	13	68	20	24	13	5	1	20	4	1	-	2	-	-
	경락가격	11,249	11,338	11,336	11,158	11,136	10,110	10,717	13,999	12,081	10,603	9,910	-	10,587	-	-
	1C 두수	141	10	52	19	22	12	3	-	13	4	-	-	4	1	1
	경락가격	10,887	10,394	10,948	11,068	11,179	9,041	12,209	-	11,628	11,577	-	-	10,180	11,899	11,130
	2A 두수	224	11	75	20	58	19	3	-	18	8	-	-	4	8	-
	경락가격	9,676	9,530	9,945	9,987	9,201	8,901	11,667	-	10,190	10,044	-	-	8,890	9,949	-
	2B 두수	993	86	354	101	204	51	32	8	91	36	-	-	15	11	4
	경락가격	9,875	9,459	10,174	10,097	9,473	8,672	9,930	10,624	10,280	10,033	-	-	9,490	9,547	9,709
	2C 두수	498	60	192	44	63	20	20	3	65	18	-	-	7	4	2
	경락가격	9,877	9,535	9,977	9,843	9,543	9,004	9,900	10,942	10,324	10,378	-	-	9,442	9,882	10,927
	3A 두수	714	74	267	57	128	43	13	1	25	70	2	-	21	11	2
	경락가격	8,484	8,333	8,593	8,624	8,495	8,041	8,306	8,850	8,756	8,469	6,516	-	8,220	8,039	7,205
	3B 두수	3,535	434	1,171	296	445	202	189	14	99	525	6	-	90	60	4
	경락가격	8,110	7,853	8,382	8,434	8,030	7,558	7,635	8,710	8,613	7,897	6,206	-	7,773	7,558	6,880
	3C 두수	701	176	222	144	48	21	36	-	18	19	-	-	5	12	-
	경락가격	7,750	7,335	8,146	7,484	7,600	7,906	6,969	-	8,554	8,592	-	-	7,567	7,066	-
	D 두수	216	49	39	22	8	19	13	-	3	39	11	-	11	2	-
	경락가격	4,697	4,668	4,435	6,198	2,653	4,941	4,313	-	3,548	4,706	4,071	-	4,406	4,273	-
By quality grade	1** 두수	27	2	9	2	3	4	-	-	6	-	-	-	1	-	-
	경락가격	12,794	12,880	13,573	12,208	12,306	11,214	-	-	13,233	-	-	-	11,111	-	-
	1* 두수	108	5	41	15	6	8	3	-	19	2	-	-	3	4	2
	경락가격	12,311	12,340	12,280	12,011	12,397	11,496	12,486	-	13,228	11,535	-	-	11,255	11,543	11,950
	1 두수	338	25	131	43	52	26	8	1	34	8	1	-	6	1	2
	경락가격	11,081	10,851	11,139	11,083	11,174	9,544	11,327	13,999	11,954	11,118	9,910	-	10,302	11,899	12,202
By yield grade	2 두수	1,715	157	621	165	325	90	55	11	174	62	-	-	26	23	6
	경락가격	9,851	9,495	10,083	10,010	9,443	8,806	10,011	10,724	10,289	10,148	-	-	9,399	9,744	10,166
	3 두수	4,950	684	1,660	497	621	266	238	15	142	614	8	-	116	83	6
	경락가격	8,109	7,782	8,385	8,217	8,102	7,674	7,587	8,720	8,629	7,998	6,286	-	7,850	7,564	6,998
	A 두수	975	87	358	83	192	65	17	1	44	78	2	-	25	20	3
	경락가격	8,892	8,539	9,045	9,197	8,805	8,383	9,279	8,850	9,487	8,636	6,516	-	8,323	9,018	9,304
By yield grade	B 두수	4,757	539	1,611	424	679	272	227	23	218	566	7	-	110	72	9
	경락가격	8,721	8,318	9,023	9,087	8,677	8,063	8,138	9,687	9,873	8,101	6,900	-	8,219	8,037	8,896
	C 두수	1,406	247	493	215	136	57	60	3	113	42	-	-	17	19	4
	경락가격	9,259	8,225	9,552	8,740	9,385	8,787	8,717	10,942	10,656	9,758	-	-	9,335	8,815	11,199

주) 1. 두수는 경락두수(상정두수)인
2. 농협음성(서울)축산물공판장은 농협서울축산물공판장이 이전한 것임(2011.3.2.)
3. 전체 두수 및 평균가격은 등외 결함 제외
4. 김해축산물공판장이 부경축산물공판장으로 통합(2022.2.3.)

Note) 1. Number of head is that of auctioned in wholesale market
2. NACF Seoul Slaughtering & Wholesale Center relocated to NACF Eumseong Slaughtering & Wholesale Center(2011.3.2.)
3. Total head count and average price exclude extras and defects
4. Gimhae(LPC) consolidated into Pukyung(2022.2.3.)

도매시장별, 품종별, 성별, 등급별 경락가격

• 육우 수

Beef cattle Male

(단위 : 두, 원/kg)

(unit : head, won/kg)

등급	두수	계	도드람	협신식품	삼성식품	농협부천	농협음성	부경축공	신흥산업	농협고령	관성	농협나주	제주축협	농협포크빌	헤드림	안동봉화
Grade	경락가격	Total	Doddram	Hyupsin	Sam sung	NACF(Buchon)	NACF(Eumseong)	Pu kyung	Shin hung	NACF(Goryeong)	Gwansung	NACF(Naju)	Jeju(LCP)	NACF(Porkvill)	Headream	Andonghwa
	계	Head	998	92	252	106	181	11	136	5	31	99	4	-	42	39
	Total	Price	7,347	7,632	7,783	7,430	7,010	6,941	6,875	6,563	7,096	7,486	6,302	-	7,347	7,144
Head and price of beef carcass by grade	1**A	두수	-	-	-	-	-	-	-	-	-	-	-	-	-	-
	경락가격	-	-	-	-	-	-	-	-	-	-	-	-	-	-	-
	1**B	두수	-	-	-	-	-	-	-	-	-	-	-	-	-	-
	경락가격	-	-	-	-	-	-	-	-	-	-	-	-	-	-	-
	1**C	두수	-	-	-	-	-	-	-	-	-	-	-	-	-	-
	경락가격	-	-	-	-	-	-	-	-	-	-	-	-	-	-	-
	1*A	두수	-	-	-	-	-	-	-	-	-	-	-	-	-	-
	경락가격	-	-	-	-	-	-	-	-	-	-	-	-	-	-	-
	1*B	두수	-	-	-	-	-	-	-	-	-	-	-	-	-	-
	경락가격	-	-	-	-	-	-	-	-	-	-	-	-	-	-	-
	1*C	두수	-	-	-	-	-	-	-	-	-	-	-	-	-	-
	경락가격	-	-	-	-	-	-	-	-	-	-	-	-	-	-	-
	1A	두수	-	-	-	-	-	-	-	-	-	-	-	-	-	-
	경락가격	-	-	-	-	-	-	-	-	-	-	-	-	-	-	-
	1B	두수	-	-	-	-	-	-	-	-	-	-	-	-	-	-
	경락가격	-	-	-	-	-	-	-	-	-	-	-	-	-	-	-
	1C	두수	-	-	-	-	-	-	-	-	-	-	-	-	-	-
	경락가격	-	-	-	-	-	-	-	-	-	-	-	-	-	-	-
	2A	두수	4	-	2	-	1	-	-	-	1	-	-	-	-	-
	경락가격	8,773	-	8,402	-	7,500	-	-	-	10,911	-	-	-	-	-	-
	2B	두수	8	-	-	1	1	-	1	-	3	-	-	-	-	2
	경락가격	8,346	-	-	9,829	8,113	-	7,130	-	8,289	-	-	-	-	9,274	-
	2C	두수	-	-	-	-	-	-	-	-	-	-	-	-	-	-
	경락가격	-	-	-	-	-	-	-	-	-	-	-	-	-	-	-
By quality grade	3A	두수	376	24	94	37	66	5	49	1	10	51	1	-	21	17
	경락가격	7,423	7,877	7,905	7,406	7,104	7,138	6,946	6,710	6,639	7,524	6,810	-	7,338	7,004	-
	3B	두수	426	46	122	48	74	6	58	4	9	36	2	-	9	12
	경락가격	7,420	7,759	7,782	7,509	7,056	6,763	6,914	6,517	7,261	7,542	5,940	-	7,560	7,292	-
	3C	두수	184	22	34	20	39	-	28	-	8	12	1	-	12	8
	경락가격	6,767	6,740	7,109	7,011	6,559	-	6,503	-	6,165	6,834	6,410	-	7,152	6,519	-
	D	두수	36	5	-	5	8	5	6	-	2	2	-	-	1	2
	경락가격	4,598	5,411	-	5,991	2,991	5,995	4,649	-	-	5,222	4,034	-	6,167	4,668	-
	1**	두수	-	-	-	-	-	-	-	-	-	-	-	-	-	-
	경락가격	-	-	-	-	-	-	-	-	-	-	-	-	-	-	-
By yield grade	1*	두수	-	-	-	-	-	-	-	-	-	-	-	-	-	-
	경락가격	-	-	-	-	-	-	-	-	-	-	-	-	-	-	-
	1	두수	-	-	-	-	-	-	-	-	-	-	-	-	-	-
	경락가격	-	-	-	-	-	-	-	-	-	-	-	-	-	-	-
	2	두수	12	-	2	1	2	-	1	-	4	-	-	-	-	2
By yield grade	경락가격	8,637	-	8,402	9,829	7,765	-	7,130	-	8,921	-	-	-	-	-	9,274
	3	두수	986	92	250	105	179	11	135	5	27	99	4	-	42	37
	경락가격	7,329	7,632	7,776	7,400	7,001	6,941	6,872	6,563	6,778	7,486	6,302	-	7,347	7,021	-
	A	두수	380	24	96	37	67	5	49	1	11	51	1	-	21	17
	경락가격	7,418	7,877	7,917	7,406	7,110	7,138	6,946	6,710	7,007	7,524	6,810	-	7,338	7,004	-
By yield grade	B	두수	434	46	122	49	75	6	59	4	12	36	2	-	9	14
	경락가격	7,441	7,759	7,782	7,572	7,070	6,763	6,919	6,517	7,533	7,542	5,940	-	7,560	7,615	-
	C	두수	184	22	34	20	39	-	28	-	8	12	1	-	12	8
	경락가격	6,757	6,740	7,109	7,011	6,559	-	6,503	-	6,165	6,834	6,410	-	7,152	6,519	-

주) 1. 두수는 경락두수(상정두수)임
 2. 농협음성(서울)축산물공판장은 농협서울축산물공판장이 이전한 것임(2011.3.2.)
 3. 전체 두수 및 평균가격은 등외 결함 제외
 4. 김해축산물공판장이 부경축산물공판장으로 통합(2022.2.3.)

Note) 1. Number of head is that of auctioned in wholesale market
 2. NACF Seoul Slaughtering & Wholesale Center relocated to NACF Eumseong Slaughtering & Wholesale Center(2011.3.2.)
 3. Total head count and average price exclude extras and defects
 4. Gimhae(LPC) consolidated into Pukyung(2022.2.3.)

도매시장별, 품종별, 성별, 등급별 경락가격

• 육우 거세
Beef cattle Castrated

(단위 : 두, 원/kg)

(unit : head, won/kg)

등급 Grade		두수 경락가격	계 Total	도드람 Doddram	협신식품 Hyupsin	삼성식품 Sam sung	농협부천 NACF(Buchon)	농협음성 NACF(Eumseong)	부경축공 Pu kyung	신흥산업 Shin hung	농협고령 NACF(Goryeong)	관성 Gwansung	농협나주 NACF(Naju)	제주축협 Jeju(LCP)	농협포크빌 NACF(Porkvill)	헤드림 Headream	안동봉화 (Andong)	
Head and price of beef carcass by grade 헤드림과 수육의 가격	계 Total	Head Price	37,540 10,554	2,523 10,430	17,236 10,569	9,295 10,644	3,174 10,377	833 10,270	170 9,565	324 10,958	2,984 10,816	346 9,687	27 6,913	-	304 9,740	195 9,135	129 10,749	
	1**A	두수 경락가격	47 14,722	2 13,529	21 14,996	8 15,134	6 13,841	2 14,682	-	-	7 14,595	-	-	-	1 14,299	-	-	
	1**B	두수 경락가격	137 14,657	3 13,460	57 14,972	46 14,532	3 14,272	1 15,456	-	3 14,226	21 14,486	1 12,800	-	-	2 14,186	-	-	
	1**C	두수 경락가격	71 14,001	1 14,599	32 14,500	19 13,721	1 14,896	5 12,344	-	-	11 14,050	2 11,906	-	-	-	-	-	
	1*A	두수 경락가격	149 13,156	6 13,724	39 13,554	50 12,544	12 13,001	7 12,856	-	3 14,527	25 13,634	-	-	-	3 12,689	2 13,049	2 13,011	
	1*B	두수 경락가격	571 13,249	30 13,331	186 13,669	233 12,930	30 12,938	20 12,668	4 13,371	4 14,083	50 13,569	3 12,199	-	-	2 12,755	2 11,993	7 13,010	
	1*C	두수 경락가격	330 12,813	15 12,386	136 13,004	91 12,590	23 12,451	8 12,275	2 12,455	1 13,011	43 13,219	6 11,669	-	-	-	2 12,966	3 13,255	
	1A	두수 경락가격	372 12,176	22 12,798	130 12,396	114 11,757	25 12,103	20 11,722	3 12,275	2 13,547	52 12,407	-	-	-	3 12,523	1 10,280	-	
	1B	두수 경락가격	1,887 12,280	110 12,572	730 12,506	616 11,888	82 11,927	59 11,759	8 12,775	20 13,001	220 12,654	10 11,679	-	-	11 12,190	7 11,051	14 12,381	
	1C	두수 경락가격	1,172 11,887	73 11,596	518 12,003	315 11,719	60 11,569	32 11,290	2 11,397	7 12,615	138 12,302	17 11,204	-	-	2 11,346	3 10,655	5 12,050	
	2A	두수 경락가격	2,035 11,098	87 11,287	879 11,228	394 11,056	267 10,954	85 10,673	5 10,108	22 11,529	237 10,970	9 10,833	1 8,800	-	36 10,880	10 9,954	3 11,398	
	2B	두수 경락가격	9,673 11,095	638 11,121	4,212 11,165	2,479 11,098	997 10,929	203 10,687	22 10,141	96 11,470	878 11,019	45 10,932	1 8,310	-	46 10,696	31 9,894	25 11,250	
	2C	두수 경락가격	4,198 10,885	363 10,839	1,958 10,878	979 10,996	313 10,729	66 10,546	16 10,517	32 11,143	389 10,882	31 10,727	1 8,490	-	14 10,594	8 10,054	28 11,028	
	3A	두수 경락가격	3,352 9,521	153 9,297	1,676 9,636	647 9,616	356 9,402	93 9,048	16 8,906	27 9,554	219 9,300	56 9,094	6 6,811	-	52 9,081	41 8,680	10 8,734	
	3B	두수 경락가격	11,298 9,449	731 9,362	5,571 9,548	2,706 9,600	929 9,290	215 8,681	79 8,505	93 9,783	599 8,985	155 8,530	18 6,543	-	119 8,603	62 8,410	21 8,675	
	3C	두수 경락가격	2,248 9,115	289 9,045	1,091 9,274	598 8,983	70 8,986	17 9,122	13 8,567	14 8,798	95 8,727	11 8,763	-	-	13 8,421	26 7,197	11 8,651	
	D	두수 경락가격	104 5,039	21 4,055	4 5,056	27 5,921	7 2,868	10 5,832	1 3,990	2 5,402	9 1,500	2 4,463	1 4,330	-	12 5,700	6 4,699	2 2,678	
	By quality grade 품질 등급	1**	두수 경락가격	255 14,476	6 13,723	110 14,833	73 14,372	10 14,082	8 13,271	-	3 14,226	39 14,371	3 12,195	-	-	3 14,221	-	-
		1*	두수 경락가격	1,050 13,090	51 13,080	361 13,393	374 12,796	65 12,768	35 12,611	6 13,056	8 14,091	118 13,446	9 11,849	-	-	5 12,718	6 12,666	12 13,079
		1	두수 경락가격	3,431 12,124	205 12,239	1,378 12,297	1,045 11,821	167 11,816	111 11,607	13 12,437	29 12,941	410 12,501	27 11,368	-	-	16 12,128	11 10,880	19 12,293
2		두수 경락가격	15,906 11,032	1,088 11,034	7,049 11,086	3,852 11,066	1,577 10,890	354 10,656	43 10,290	150 11,404	1,504 10,974	85 10,840	3 8,548	-	96 10,746	49 9,934	56 11,145	
3		두수 경락가격	16,898 9,409	1,173 9,273	8,338 9,527	3,951 9,509	1,355 9,304	325 8,816	108 8,570	134 9,636	913 9,030	222 8,710	24 6,614	-	184 8,730	129 8,321	42 8,682	
By yield grade 수육 등급		A	두수 경락가격	5,955 10,391	270 10,423	2,745 10,407	1,213 10,477	666 10,273	207 10,212	24 9,667	54 10,822	540 10,653	65 9,322	7 7,207	-	95 10,061	54 9,162	15 9,889
		B	두수 경락가격	23,566 10,536	1,512 10,490	10,756 10,544	6,080 10,660	2,041 10,320	498 10,152	113 9,401	216 11,022	1,768 10,735	214 9,397	19 6,666	-	180 9,558	102 9,225	67 10,925
		C	두수 경락가격	8,019 10,706	741 10,320	3,735 10,733	2,002 10,689	467 10,724	128 10,748	33 9,979	54 10,833	676 11,115	67 10,721	1 8,490	-	29 9,775	39 8,804	47 10,765

주) 1. 두수는 경락두수(상정두수)인
2. 농협음성(서울)축산물공판장은 농협서울축산물공판장이 이전한 것임(2011.3.2.)
3. 전체 두수 및 평균가격은 등외 결함 제외
4. 김해축산물공판장이 부경축산물공판장으로 통합(2022.2.3.)

Note) 1. Number of head is that of auctioned in wholesale market
2. NACF Seoul Slaughtering & Wholesale Center relocated to NACF Eumseong Slaughtering & Wholesale Center(2011.3.2.)
3. Total head count and average price exclude extras and defects
4. Gimhae(LPC) consolidated into Pukyung(2022.2.3.)

라. 농협음성(서울)축산물공판장 품종별, 성별 경락가격

Auction price of beef carcass by species and sex in NACF Eumseong(Seoul) Slaughtering & Wholesale Center

1) 소-전체
Beef Total

판정장소 : 농협음성(서울)공판장

Place : NACF Eumseong(Seoul) Slaughtering & Wholesale Center

(단위 : 원/kg)

(unit : won/kg)

연도	한우 Hanwoo				젖소 Dairy cattle				육우 Beef cattle				교잡우 Crossbred cattle			
	계 Total	암 Female	수 Male	거세 Castrated	계 Total	암 Female	수 Male	거세 Castrated	계 Total	암 Female	수 Male	거세 Castrated	계 Total	암 Female	수 Male	거세 Castrated
1996	9,476	8,863	9,535	10,690	5,559	4,863	6,133	6,699	6,502	5,654	6,953	-	6,217	6,135	6,387	7,292
1997	7,972	7,370	8,141	9,242	4,412	3,437	4,960	5,822	4,499	4,379	4,774	4,127	5,203	5,174	5,222	6,319
1998	7,112	6,918	6,543	7,800	4,404	4,404	-	-	4,934	4,863	4,894	5,220	-	-	-	-
1999	9,009	9,028	8,240	9,709	5,249	5,249	-	-	6,003	6,232	5,929	6,667	-	-	-	-
2000	9,711	10,142	8,760	10,902	4,534	4,534	-	-	5,661	6,026	5,513	6,425	-	-	-	-
2001	11,876	11,587	10,468	12,947	5,122	5,122	-	-	6,203	6,444	5,491	7,428	-	-	-	-
2002	13,466	13,642	12,501	13,677	4,488	4,488	-	-	7,005	6,516	6,115	7,427	-	-	-	-
2003	14,569	15,006	12,795	16,003	3,936	3,936	-	-	6,288	5,798	5,096	6,845	-	-	-	-
2004	12,726	12,429	10,879	13,444	4,513	4,513	-	-	6,757	6,151	6,249	6,911	-	-	-	-
2005	14,462	13,350	12,548	14,770	6,226	6,226	-	-	8,826	8,047	7,316	9,230	-	-	-	-
2006	14,778	13,073	11,407	15,865	6,195	6,195	-	-	8,698	8,033	6,945	8,984	-	-	-	-
2007	14,737	12,950	13,201	15,047	5,579	5,579	-	-	8,430	7,838	6,845	8,596	-	-	-	-
2008	14,045	11,990	10,472	14,565	4,716	4,716	-	-	7,483	6,933	5,753	7,609	-	-	-	-
2009	16,462	14,614	11,491	17,114	4,759	4,759	-	-	8,799	7,965	6,679	8,960	-	-	-	-
2010	16,315	14,290	13,991	16,645	5,136	5,136	-	-	10,035	9,075	7,505	10,233	-	-	-	-
2011	13,540	11,663	8,963	13,925	5,265	5,265	-	-	7,634	7,467	5,954	7,683	-	-	-	-
2012	14,170	11,751	10,027	15,137	5,184	5,184	-	-	9,065	8,260	7,021	9,215	-	-	-	-
2013	13,535	11,651	10,475	14,229	4,441	4,441	-	-	8,035	7,451	5,924	8,233	-	-	-	-
2014	14,772	13,533	11,661	15,174	4,890	4,890	-	-	8,466	7,997	6,960	8,602	-	-	-	-
2015	16,703	15,736	13,292	17,073	5,339	5,339	-	-	10,157	9,143	8,392	10,604	-	-	-	-
2016	18,527	17,294	15,286	19,069	5,874	5,874	-	-	9,536	8,999	8,544	9,883	-	-	-	-
2017	17,130	15,602	11,950	17,810	5,249	5,249	-	-	8,170	7,784	6,533	8,329	-	-	-	-
2018	18,160	16,649	13,052	18,792	5,812	5,812	-	-	10,142	9,667	8,051	10,485	-	-	-	-
2019	18,492	16,534	13,470	19,219	6,258	6,258	-	-	9,867	9,360	8,255	10,197	-	-	-	-
2020	20,497	18,257	13,795	21,400	6,439	6,439	-	-	10,514	9,750	7,656	10,966	-	-	-	-
2021	21,996	19,394	14,058	22,956	6,722	6,722	-	-	11,399	10,341	8,189	12,050	-	-	-	-
2022	20,183	17,128	12,899	21,367	7,274	7,274	-	-	10,644	9,285	8,324	11,181	-	-	-	-
2023	17,840	15,138	10,696	19,039	6,237	6,237	-	-	9,218	8,241	6,963	9,632	-	-	-	-
2024	17,613	15,324	10,313	18,504	6,560	6,560	-	-	9,669	8,249	6,941	10,270	-	-	-	-

주) 1. 1998년부터 품종구분이 재분류됨
 젖소 : 젖소 암(경산우), 젖소 수(거세, 교잡우, 수입생우)
 육우 : 젖소 암(미경산우), 젖소 수(거세, 교잡우, 수입생우)
 2. 1998년 이전은 산술평균이며 1998년 이후는 가중평균임
 3. 농협음성(서울)축산물공판장은 농협서울축산물공판장이 이전한 것임(2011.3.2.)
 4. 등와결합 제외한 가중평균임

Note) 1. Dairy heifer, male dairy cattle and crossbred cattle have been included in beef cattle and dairy cattle number is only that of cow since 1998
 2. The prices before 1998 are arithmetical average and the prices after 1998 are weighted average
 3. NACF Seoul Slaughtering & Wholesale Center relocated to NACF Eumseong Slaughtering & Wholesale Center(2011.3.2.)
 4. The Action price grade are excluded.

2) 한우 전체 Hanwoo(Korean native cattle) Total

판정장소 : 농협음성(서울)공판장

Place : NACF Eumseong(Seoul) Slaughtering & Wholesale Center

(단위 : 원/kg)

(unit : won/kg)

연도	등급별 경락가격 Auction price by grade															육질등급별 By quality grade					육량등급별 By yield grade			
																By quality grade					By yield grade			
	1**A	1*A	1A	2A	3A	1**B	1*B	1B	2B	3B	1**C	1*C	1C	2C	3C	D	1**	1*	1	2	3	A	B	C
1996	-	-	11,870	10,656	8,973	-	-	11,286	10,340	8,793	-	-	9,382	8,709	7,565	5,538	-	-	11,286	10,340	8,793	10,656	10,340	8,709
1997	-	9,688	10,449	9,532	7,705	-	9,276	9,367	8,509	7,356	-	7,783	7,742	7,252	6,407	5,092	-	5,276	9,367	8,509	7,356	9,532	8,509	7,252
1998	-	8,832	8,490	7,869	6,404	-	8,530	8,180	7,575	6,274	-	7,198	6,897	6,624	5,856	4,850	-	8,409	8,079	7,545	6,342	6,962	7,352	6,624
1999	-	11,011	10,296	9,343	8,142	-	10,311	9,871	9,044	8,120	-	9,465	9,045	8,493	7,574	6,278	-	10,508	9,960	9,117	8,114	8,946	9,152	8,545
2000	-	13,007	11,941	10,570	8,589	-	12,198	11,235	10,141	8,623	-	10,872	9,962	9,151	7,786	5,629	-	12,204	11,287	10,193	8,574	9,416	10,211	9,396
2001	-	14,550	13,521	12,327	10,424	-	13,865	13,110	12,113	10,779	-	12,996	12,132	11,043	9,743	7,435	-	13,933	13,094	12,077	10,474	11,557	12,369	11,606
2002	-	15,385	14,573	13,697	12,464	-	14,801	14,058	13,064	12,047	-	13,820	12,892	12,051	10,590	5,793	-	14,841	14,047	13,177	12,283	13,641	13,526	12,620
2003	-	18,020	17,158	15,537	12,274	-	17,312	16,604	15,117	12,055	-	16,012	15,154	13,960	10,650	5,203	-	17,213	16,496	15,128	12,210	13,982	15,552	14,724
2004	14,672	15,168	14,238	13,076	10,699	13,855	14,473	13,673	12,677	10,604	13,067	13,575	12,641	11,628	9,361	5,386	13,861	14,452	13,569	12,577	10,619	12,438	13,208	12,416
2005	16,830	15,827	15,104	14,011	12,422	16,232	15,342	14,619	13,610	12,035	15,082	14,444	13,803	12,977	10,910	7,343	16,220	15,328	14,595	13,610	12,187	14,612	14,611	13,747
2006	19,430	17,202	16,130	14,338	10,961	18,570	16,610	15,375	13,706	10,530	17,304	15,532	14,237	12,601	8,949	5,786	18,647	16,605	15,353	13,704	10,731	14,478	15,265	14,120
2007	19,024	16,453	15,104	14,044	13,015	17,996	15,957	14,608	13,399	11,423	16,864	14,970	13,711	12,540	9,798	6,752	18,034	15,899	14,559	13,429	12,105	15,164	14,791	13,911
2008	17,880	16,203	14,882	13,063	10,221	17,105	15,639	14,278	12,338	9,412	16,291	14,667	13,264	11,628	8,362	5,491	16,962	15,473	14,124	12,352	9,762	14,055	14,217	13,669
2009	20,214	18,505	17,250	15,080	11,404	19,448	17,989	16,664	14,487	11,248	18,441	16,826	15,467	13,563	10,026	5,731	19,377	17,815	16,569	14,534	11,246	16,513	16,675	15,932
2010	21,235	18,809	16,957	14,373	12,693	20,490	18,161	16,227	13,549	10,972	19,135	16,689	14,792	11,933	9,958	7,072	20,338	18,000	16,087	13,484	11,554	17,007	16,404	15,231
2011	17,414	15,535	14,021	11,558	8,631	16,802	15,068	13,683	11,202	8,064	15,643	13,881	12,351	9,911	7,391	4,551	16,733	14,913	13,447	11,029	8,229	14,023	13,683	12,628
2012	18,025	16,151	14,538	11,762	9,063	17,241	15,692	14,147	11,083	8,087	16,273	14,730	13,278	10,472	7,551	5,090	17,167	15,552	14,043	11,217	8,440	14,448	14,140	13,883
2013	17,880	15,303	13,550	11,284	9,264	17,036	14,857	13,296	10,903	8,404	15,837	13,782	12,274	10,254	7,870	4,984	16,902	14,679	13,111	10,950	8,675	13,831	13,554	13,120
2014	18,636	16,462	14,894	13,017	11,376	17,640	15,875	14,569	12,751	10,791	16,542	14,832	13,557	12,048	10,000	6,448	17,591	15,724	14,389	12,720	11,000	15,112	14,867	14,208
2015	20,445	18,607	16,994	14,953	13,148	19,588	18,185	16,699	14,750	12,838	18,164	16,960	15,476	13,911	12,317	8,998	19,310	17,833	16,344	14,584	12,885	17,128	16,952	16,049
2016	23,261	20,711	19,442	16,879	14,479	22,127	19,845	18,611	16,318	13,441	20,667	18,397	17,323	14,977	12,371	8,908	21,941	19,459	18,401	16,023	13,544	19,508	18,837	17,561
2017	21,490	19,221	18,035	15,088	11,682	20,442	18,557	17,577	14,449	11,010	19,117	17,340	16,134	13,274	10,323	5,080	20,180	18,182	17,074	14,177	11,029	17,990	17,404	16,393
2018	22,137	20,496	19,092	15,927	12,806	21,110	19,766	18,490	15,196	12,162	19,776	18,496	17,104	13,969	11,414	7,590	20,859	19,376	18,037	14,916	12,141	19,128	18,431	17,371
2019	22,581	20,868	18,999	15,649	12,759	21,475	20,100	18,311	14,973	11,899	20,234	18,969	17,093	13,761	11,069	6,092	21,427	19,852	18,049	14,810	11,947	19,438	18,635	17,570
2020	24,576	22,448	21,075	16,804	13,329	23,385	21,603	20,392	16,167	12,712	21,844	20,189	18,747	14,951	11,923	6,912	23,421	21,442	20,107	16,060	12,726	21,556	20,573	19,169
2021	26,755	23,967	22,339	17,690	13,868	25,175	22,929	21,407	16,984	13,122	23,261	21,262	19,532	15,531	12,295	7,152	25,333	22,814	21,201	16,872	13,166	23,337	22,003	20,212
2022	25,209	21,679	19,473	14,988	10,741	23,501	20,655	18,601	14,272	10,124	21,703	19,150	16,929	12,926	9,725	5,577	23,899	20,707	18,564	14,328	10,290	21,334	19,958	18,400
2023	22,535	18,851	16,859	13,010	9,566	20,983	17,981	16,183	12,395	8,909	19,280	16,518	14,592	11,160	8,290	4,574	21,207	17,943	16,076	12,423	9,061	18,806	17,747	16,382
2024	21,614	17,979	16,374	12,925	10,464	20,255	17,152	15,717	12,437	9,962	18,680	15,789	14,285	11,393	9,551	5,322	20,463	17,147	15,678	12,484	10,117	18,408	17,549	16,221

주) 1. 1998년 이전은 산술평균이며 1998년 이후는 가중평균임
2. 육질등급 기준 중 1**등급은 1997년부터, 1**등급은 2004.12.1일부터 개정 시행됨

Note) 1. The prices before 1998 are arithmetical average and the prices after 1998 are weighted average
2. The meat quality grade 1** was introduced from 1997 and grade 1** was introduced from the amendment of Dec.1.2004

• 한우 암 Hanwoo(Korean native cattle) Female

판정장소 : 농협음성(서울)공판장

Place : NACF Eumseong(Seoul) Slaughtering & Wholesale Center

(단위 : 원/kg)

(unit : won/kg)

연도	등급별 경락가격 Auction price by grade															육질등급별 By quality grade					육량등급별 By yield grade			
																By quality grade					By yield grade			
	1**A	1*A	1A	2A	3A	1**B	1*B	1B	2B	3B	1**C	1*C	1C	2C	3C	D	1**	1*	1	2	3	A	B	C
1996	-	-	11,728	10,171	8,866	-	-	11,056	9,725	8,277	-	-	9,283	8,589	7,630	5,613	-	-	11,056	9,725	8,277	10,171	9,725	8,589
1997	-	9,131	9,451	8,330	7,027	-	8,900	8,720	7,997	6,986	-	7,761	7,608	7,170	6,415	5,139	-	8,900	8,720	7,997	6,986	8,330	7,997	7,170
1998	-	8,723	8,284	7,443	6,449	-	8,312	7,882	7,204	6,235	-	7,310	6,952	6,723	5,860	4,941	-	8,172	7,786	7,141	6,201	7,312	6,961	6,491
1999	-	10,891	10,299	9,355	8,378	-	10,331	9,882	9,004	8,064	-	9,427	9,126	8,479	7,632	6,369	-	10,320	9,891	9,000	8,065	9,504	9,015	8,422
2000	-	12,410	11,478	10,332	8,081	-	12,015	11,126	10,182	8,856	-	10,768	9,982	9,205	7,936	5,603	-	11,839	11,041	10,092	8,753	10,551	10,231	9,235
2001	-	13,515	12,549	11,526	10,234	-	13,311	12,306	11,582	10,116	-	12,541	11,541	10,435	9,394	7,539	-	13,189	12,219	11,360	9,992	11,778	11,763	10,795
2002	-	16,180	15,039	13,600	11,596	-	15,743	14,945	13,327	11,332	-	14,432	13,345	12,268	9,802	5,828	-	15,534	14,702	13,174	11,040	14,224	13,824	12,528
2003	-	18,234	17,039	15,320	12,102	-	17,914	16,796	15,052	11,907	-	16,271	15,167	13,566	9,718	5,245	-	17,315	16,404	14,649	11,212	15,791	15,460	13,904
2004	14,985	16,230	14,758	12,966	10,591	14,342	15,418	14,139	12,588	10,358	13,499	13,778	12,665	11,433	8,634	5,355	13,927	14,783	13,614	12,128	9,725	13,429	12,938	11,603
2005	17,515	15,769	14,046	12,828	11,259	16,653	15,777	14,284	12,947	11,087	15,274	14,343	13,449	12,131	10,178	7,447	16,238	15,356	13,992	12,706	10,751	13,657	13,715	12,597
2006	18,821	16,921	15,344	13,049	11,073	18,321	16,333	14,610	12,461	9,814	16,767	15,071	13,456	11,249	8,391	5,838	17,859	16,017	14,335	12,129	9,339	14,575	13,494	11,928
2007	19,369	16,807	14,834	12,908	11,369	18,771	16,099	14,231	12,289	10,535	16,888	14,509	13,160	11,482	9,425	6,604	18,239	15,763	14,063	12,192	10,284	13,904	13,136	12,021
2008	18,452	16,356	14,720	11,830	9,528	18,096	15,859	14,032	10,958	8,869	16,840	14,342	12,470	10,173	8,137	5,379	17,709	15,562	13,977	10,895	8,772	12,799	11,120	11,253
2009	19,907	18,727	17,182	14,257	11,850	19,482	17,743	16,283	13,285	10,982	18,241	16,480	15,166	12,290	9,743	5,707	19,229	17,719	16,303	13,382	10,946	15,479	14,548	13,648
2010	22,707	19,547	17,441	14,344	11,196	21,649	19,027	17,684	13,625	10,547	20,234	16,800	15,193	11,406	9,820	7,166	21,599	18,807	16,720	12,738	10,611	14,975	14,224	13,168
2011	18,646	16,464	14,440	10,821	8,259	17,755	15,602	13,358	10,218	7,684	16,460	14,074	12,287	9,205	7,100	4,495	16,625	15,471	13,645	10,200	7,729	12,265	11,665	10,882
2012	17,838	15,486	13,839	10,680	8,544	17,052	15,002	13,359	10,065	7,970	15,754	13,810	12,267	9,551	7,456	5,092	17,840	14,834	13,320	10,142	8,008	12,122	11,637	11,566
2013	17,844	15,144	13,406	10,794	8,840	17,406	14,762	12,994	10,387	8,321	15,983	13,560	11,842	9,617	7,827	4,889	17,068	14,573	12,874	10,419	8,422	11,934	11,610	11,265
2014	19,321	16,786	14,820	12,669	11,241	18,494	16,260	14,502	12,341	10,750	17,191	14,979	13,529	11,526	9,986	6,515	18,263	16,043	14,377	12,329	10,842	13,764	13,536	13,149
2015	20,950	19,232	17,448	11,717	11,452	20,568	18,590	17,036	14,947	12,809	16,897	17,195	15,804	13,609	12,281	8,929	19,962	18,213	16,759	13,338	10,810	16,059	15,866	15,244
2016	23,752	21,133	19,331	16,585	14,033	23,112	20,254	18,841	15,974	13,980	23,019	16,868	17,198	14,626	12,329	9,949	22,476	19,798	18,347	15,708	13,260	18,313	17,536	16,468
2017	22,357	19,740	18,135	16,048	11,783	21,607	18,958	17,695	13,946	10,987	19,758	17,515	16,099	12,784	10,323	5,445	20,974	18,507	17,145	13,690	10,923	16,468	15,772	14,936
2018	23,421	21,128	19,300	15,717	12,888	22,366	20,371	18,695	14,988	12,133	20,691	18,943	17,142	13,859	11,405	6,934	21,937	19,960	18,225	14,760	12,058	17,561	16,837	15,918
2019	23,227	21,108	18,896	15,303	12,606	22,382	20,332	18,123	14,625	11,864	20,697	18,790	16,749	13,429	11,059	5,915	21,997	19,948	17,821	14,453	11,847	17,302	16,668	15,776
2020	24,872	22,396	20,478	16,382	13,294	23,311	21,608	20,098	15,841	12,082	19,959	18,252	14,652	11,919	6,303	23,646	21,279	19,677	17,665	12,667	10,063	19,419	17,294	
2021	26,671	23,396	22,063	17,455	13,854	25,469	22,813	21,077	16,768	13,123	23,456	21,063	19,031	15,309	12,293	6,819	25,373	22,581	20,781	16,610	13,125	20,423	19,538	18,021
2022	25,109	21,296	18,879	14,373	10,563	24,468	22,468	19,770	13,743	10,023	19,442	18,588	16,055	12,548	9,701	5,515	23,965	20,300	17,898	13,775	10,189	17,918	17,035	15,880
2023	21,850	18,153	16,318	12,580	9,494	20,685	17,320	15,549	11,999	8,873	19,011	17,976	13,819	10,893	8,282	4,163	19,697	17,253	15,452	12,227	9,103	15,772	15,085	14,163
2024	20,686	17,205	15,752	12,640	9,486	19,697	16,558	15,226	12,196	9,868	18,122	16,983	13,684	11,224	8,961	5,151	20,647	16,395	15,048	12,214	9,126	15,737	15,405	14,435

• 한우 수
Hanwoo(Korean native cattle) Male

판정장소 : 농협음성(서울)공판장

Place : NACF Eumseong(Seoul) Slaughtering & Wholesale Center

(단위 : 원/kg)

(unit : won/kg)

연도	등급별 경락가격 Auction price by grade															육질등급별 By quality grade					육량등급별 By yield grade			
	1**A	1*A	1A	2A	3A	1**B	1*B	1B	2B	3B	1**C	1*C	1C	2C	3C	D	1**	1*	1	2	3	A	B	C
1996	-	-	11,848	10,663	8,973	-	-	11,435	10,559	8,844	-	-	9,721	9,062	7,432	5,070	-	-	11,435	10,559	8,844	10,663	10,559	9,062
1997	-	8,899	10,788	9,717	7,708	-	8,878	10,411	9,609	7,628	-	-	8,115	7,940	6,064	4,365	-	8,878	10,411	9,609	7,628	9,717	7,609	7,940
1998	-	9,036	8,588	7,939	6,389	-	8,842	8,392	7,862	6,243	-	7,695	7,116	6,858	5,657	3,905	-	8,825	8,412	7,892	6,361	6,532	6,604	6,181
1999	-	10,589	9,819	9,138	8,099	-	9,228	9,092	8,850	8,110	-	-	9,179	8,011	6,896	5,649	-	10,144	9,635	9,075	8,094	8,240	8,296	7,084
2000	-	13,049	11,850	10,445	8,555	-	11,502	11,155	9,822	8,338	-	10,368	9,877	8,597	6,934	5,879	-	12,175	11,530	10,283	8,524	8,772	8,740	7,547
2001	-	12,740	12,461	11,370	10,263	-	12,707	12,396	11,210	10,448	-	12,815	10,918	10,549	8,548	7,184	-	12,743	12,386	11,318	10,274	10,437	10,725	9,529
2002	-	15,321	14,424	13,464	12,412	-	13,318	13,548	12,527	11,865	-	12,736	13,102	11,217	10,083	4,535	-	14,313	14,083	13,161	12,331	12,588	12,134	10,744
2003	-	17,896	16,931	15,103	12,243	-	16,988	16,361	14,529	11,804	-	15,000	14,100	13,441	9,996	5,094	-	17,513	16,702	14,945	12,201	12,757	13,149	11,834
2004	14,459	15,140	14,254	12,319	10,609	-	14,212	14,091	11,857	10,168	-	13,194	12,719	10,517	8,662	4,693	14,459	14,633	14,106	12,161	10,556	10,883	10,928	9,898
2005	-	15,275	14,989	13,689	12,369	-	14,231	14,029	13,029	11,899	17,649	16,899	14,401	12,629	9,678	6,449	17,649	14,818	14,662	13,505	12,267	12,625	12,327	10,614
2006	-	16,977	15,781	13,923	10,893	-	15,843	15,035	13,279	10,458	-	14,759	14,571	12,230	8,504	5,443	-	16,578	15,518	13,735	10,824	11,411	11,468	10,145
2007	-	17,330	16,183	14,833	13,151	17,078	15,686	15,131	13,857	12,038	-	-	13,512	10,915	9,868	6,680	17,078	16,210	15,634	14,490	12,956	13,357	12,679	10,159
2008	-	15,989	14,370	12,836	10,131	15,209	14,919	13,900	12,065	9,536	-	13,667	13,182	11,750	8,131	5,555	15,209	15,048	14,062	12,548	10,027	10,489	10,431	9,991
2009	-	17,820	16,369	13,515	11,014	-	16,493	15,479	13,125	10,505	-	16,289	15,475	12,769	8,923	4,711	-	17,119	15,984	13,417	10,957	11,461	11,824	10,400
2010	-	18,138	16,436	14,968	14,108	20,529	-	15,654	14,510	12,137	-	-	13,982	14,885	8,766	5,630	20,529	18,138	15,696	14,847	13,752	14,265	13,165	10,701
2011	-	14,899	13,146	10,929	8,494	-	13,955	12,906	9,879	8,155	-	-	-	-	7,563	5,151	-	14,403	13,039	10,741	8,463	8,938	9,259	7,563
2012	-	15,378	14,084	12,132	9,204	-	-	14,001	11,886	8,603	16,850	-	12,807	10,842	7,649	4,679	16,850	15,378	13,985	12,084	9,152	9,995	10,391	9,901
2013	-	14,782	12,796	11,952	10,156	-	-	-	11,143	8,907	14,200	13,705	-	-	7,619	4,976	14,200	14,227	12,796	11,891	10,909	10,586	9,319	10,078
2014	-	-	14,765	13,206	11,395	-	-	14,399	12,579	10,657	-	-	-	12,077	9,933	6,451	-	-	14,735	13,050	11,341	11,693	11,349	11,383
2015	-	-	15,725	14,642	13,055	-	16,372	15,104	14,406	12,269	-	-	-	14,040	11,194	3,194	-	16,372	15,375	14,580	13,004	13,284	13,412	12,824
2016	-	20,994	18,352	16,527	15,110	-	17,800	18,621	15,992	13,578	-	-	-	13,901	10,632	8,172	-	20,070	18,495	16,267	14,955	15,383	14,833	13,165
2017	-	18,453	16,965	14,008	11,462	-	-	16,451	12,966	10,858	-	15,400	15,043	13,089	10,846	3,243	-	16,786	16,478	13,691	11,390	11,918	11,955	13,150
2018	-	19,942	18,143	14,782	12,585	-	18,087	17,341	14,140	12,066	-	-	-	13,659	11,293	10,530	-	19,357	17,715	14,490	12,640	13,037	13,288	11,954
2019	-	-	18,267	15,659	13,105	-	18,495	15,989	14,053	11,332	-	-	-	13,787	11,224	9,764	-	18,495	17,533	15,140	12,815	13,663	12,901	11,557
2020	-	20,529	19,019	17,247	12,886	-	22,043	17,645	15,993	12,763	-	19,133	18,069	13,400	11,985	7,065	-	21,234	18,482	16,232	12,828	13,754	13,905	13,654
2021	-	21,111	19,695	16,521	13,290	-	23,358	19,588	16,884	13,098	-	-	17,108	14,697	11,919	5,631	-	22,348	19,187	16,440	13,154	13,995	14,366	13,262
2022	-	-	17,863	16,144	12,016	-	-	18,078	15,655	11,411	21,720	-	17,942	13,999	8,528	6,264	21,720	-	17,924	15,958	11,695	13,094	12,395	13,250
2023	-	16,500	15,920	13,372	9,807	-	20,085	13,874	13,470	9,260	-	-	14,301	13,249	7,430	5,129	-	18,056	14,333	13,407	9,557	10,527	10,799	11,732
2024	-	-	15,154	11,724	9,808	-	15,647	14,321	11,986	9,320	-	-	13,988	10,938	7,284	5,998	-	15,647	14,495	11,869	9,572	10,082	10,642	9,457

주) 1. 1998년 이전은 산술평균이며 1998년 이후는 가중평균임

2. 육질등급 기준 중 1*등급은 1997년부터, 1**등급은 2004.12.1일부터 개정 시행됨

Note) 1. The prices before 1998 are arithmetical average and the prices after 1998 are weighted average

2. The meat quality grade 1* was introduced from 1997 and grade 1** was introduced from the amendment of Dec.1.2004

• 한우 거세
Hanwoo(Korean native cattle) Castrated

판정장소 : 농협음성(서울)공판장

Place : NACF Eumseong(Seoul) Slaughtering & Wholesale Center

(단위 : 원/kg)

(unit : won/kg)

연도	등급별 경락가격														육질등급별							육량등급별			
	Auction price by grade														By quality grade							By yield grade			
	1**A	1*A	1A	2A	3A	1**B	1*B	1B	2B	3B	1**C	1*C	1C	2C	3C	D	1**	1*	1	2	3	A	B	C	
1996	-	-	12,013	10,901	9,282	-	-	11,412	10,414	8,890	-	-	9,436	8,799	7,821	8,232	-	-	11,412	10,414	8,890	10,901	10,414	8,799	
1997	-	9,737	10,440	9,306	7,955	-	9,436	9,999	9,220	7,811	-	7,788	7,863	7,476	6,981	6,730	-	9,436	9,999	9,220	7,811	9,306	9,220	7,476	
1998	-	8,838	8,501	7,907	6,576	-	8,583	8,290	7,844	6,427	-	7,169	6,876	6,512	5,943	5,389	-	8,453	8,149	7,711	6,459	7,988	7,921	6,752	
1999	-	11,036	10,320	9,450	8,466	-	10,304	9,874	9,148	8,452	-	9,495	8,974	8,555	7,911	6,334	-	10,593	10,015	9,269	8,446	9,918	9,584	8,928	
2000	-	13,167	12,113	10,767	9,094	-	12,330	11,346	10,148	8,742	-	10,946	9,949	9,111	7,847	4,623	-	12,405	11,450	10,264	8,864	11,372	10,821	9,752	
2001	-	14,669	13,691	12,887	12,001	-	14,077	13,393	12,441	11,719	-	13,134	12,303	11,352	10,773	5,268	-	14,135	13,334	12,488	11,796	13,270	12,933	12,040	
2002	-	15,335	14,549	13,745	12,741	-	14,651	13,941	13,046	12,402	-	13,717	12,842	12,022	11,265	6,128	-	14,754	13,977	13,179	12,479	14,177	13,575	12,675	
2003	-	18,017	17,193	15,922	12,874	-	17,251	16,595	15,248	12,567	-	15,974	15,157	14,057	11,598	4,251	-	17,200	16,490	15,264	12,595	16,554	16,066	14,946	
2004	14,671	15,155	14,228	13,413	11,546	13,839	14,408	13,628	12,764	11,136	13,032	13,554	12,638	11,694	10,211	6,356	13,858	14,430	13,553	12,708	11,197	14,057	13,465	12,598	
2005	16,824	15,829	15,130	14,109	12,832	16,212	15,326	14,651	13,701	12,516	15,063	14,449	13,847	13,078	11,951	6,815	16,219	15,328	14,638	13,693	12,548	15,273	14,775	13,922	
2006	19,434	17,209	16,173	14,584	11,816	18,592	16,634	15,514	14,032	11,493	17,371	15,588	14,400	12,997	10,723	5,432	18,698	16,645	15,493	13,991	11,528	16,533	15,846	14,730	
2007	19,019	16,446	15,107	14,069	12,794	17,957	15,948	14,651	13,675	12,245	16,863	15,002	13,770	12,785	10,892	7,930	18,026	15,906	14,602	13,637	12,332	15,531	15,081	14,222	
2008	17,874	16,199	14,895	13,251	11,123	17,076	15,625	14,315	12,791	10,593	16,277	14,681	13,318	11,990	9,162	6,055	16,943	15,469	14,163	12,723	10,637	15,070	14,673	13,968	
2009	20,223	18,490	17,267	15,467	13,156	19,446	17,903	16,751	15,043	12,470	18,449	16,850	15,509	13,999	11,428	6,062	19,383	17,823	16,618	14,983	12,718	17,565	17,233	16,279	
2010	21,194	18,766	16,885	14,630	13,295	20,445	18,103	16,151	13,813	12,259	19,107	16,684	14,756	12,020	10,434	5,896	20,300	17,953	16,006	13,675	12,550	17,405	16,788	15,446	
2011	17,379	15,482	13,972	11,802	9,451	16,757	15,027	13,669	11,583	9,209	15,606	13,869	12,359	10,908	8,210	4,264	16,696	14,876	13,420	11,306	9,173	14,514	14,095	12,871	
2012	18,035	16,244	14,766	12,621	10,067	17,255	15,817	14,682	12,389	9,509	16,309	14,853	13,483	11,076	8,503	5,525	17,190	16,664	14,309	12,272	9,733	14,549	14,270	14,506	
2013	17,882	15,324	13,597	11,718	10,053	17,009	15,077	13,418	11,603	9,179	15,828	13,808	12,389	10,845	8,268	5,398	16,892	14,695	13,192	11,517	9,608	14,559	14,415	13,573	
2014	18,608	16,420	14,916	12,881	11,746	17,587	15,824	14,591	13,149	11,157	16,506	14,814	13,563	12,377	10,146	6,239	17,554	16,084	14,392	13,037	11,465	14,568	15,329	14,437	
2015	20,414	18,514	16,818	15,165	13,321	19,524	18,124	16,543	15,000	13,122	18,126	16,924	15,364	14,143	12,754	10,152	19,266	17,775	16,188	14,804	13,183	17,672	17,373	16,288	
2016	23,227	20,641	19,504	17,217	14,752	22,049	19,779	18,873	16,728	13,994	20,634	18,346	17,388	15,322	12,923	9,286	21,897	19,940	18,434	16,366	14,153	20,253	19,419	17,985	
2017	21,429	19,137	17,979	15,738	13,942	20,348	18,492	17,510	15,276	11,275	19,056	17,316	16,153	13,820	10,285	5,486	20,113	18,129	17,034	14,760	11,382	18,808	18,124	16,954	
2018	22,049	20,388	18,987	16,276	13,124	21,013	19,666	18,384	16,453	12,508	19,701	18,417	17,088	14,090	11,591	6,038	20,776	19,282	17,951	15,111	12,537	20,035	19,109	17,877	
2019	22,535	20,279	19,044	16,012	13,590	21,403	20,062	18,395	15,430	12,503	20,186	18,884	17,239	14,144	11,368	6,148	21,379	19,836	18,143	15,190	12,824	20,279	19,347	18,235	
2020	24,550	22,459	21,214	17,196	14,008	23,326	21,602	20,528	16,546	12,274	21,809	20,258	19,024	15,403	12,062	9,313	23,396	21,483	20,312	16,515	13,358	22,451	21,431	20,051	
2021	26,763	24,016	22,451	17,929	14,412	25,144	22,956	21,554	17,222	13,179	23,236	21,321	19,787	15,828	12,492	9,195	25,328	22,869	21,390	17,164	13,639	24,299	22,912	21,167	
2022	25,219	21,786	19,800	15,753	11,864	23,464	20,739	18,931	15,017	10,578	21,271	19,325	17,406	13,493	10,394	5,867	23,891	20,822	18,921	15,076	11,163	22,607	21,097	19,445	
2023	22,627	19,105	17,245	13,724	10,312	21,025	18,202	16,579	13,071	9,313	19,327	17,673	15,109	11,642	8,706	5,457	21,281	18,194	16,488	13,099	9,696	20,189	18,900	17,379	
2024	21,738	18,216	16,734	13,305	10,737	20,343	17,337	16,028	12,933	8,936	18,797	16,108	14,725	11,092	9,882	5,881	20,592	17,393	16,488	12,891	9,341	19,406	18,365	17,017	

3) 젖소 Dairy cattle

판정장소 : 농협음성(서울)공판장

Place : NACF Eumseong(Seoul) Slaughtering & Wholesale Center

(단위 : 원/kg)

(unit : won/kg)

연도	등급별 경락가격 Auction price by grade														육질등급별 By quality grade					육량등급별 By yield grade				
	1**A	1*A	1A	2A	3A	1**B	1*B	1B	2B	3B	1**C	1*C	1C	2C	3C	D	1**	1*	1	2	3	A	B	C
1996	-	-	-	-	-	-	-	-	-	-	-	-	-	-	-	-	-	-	-	-	-	-	-	-
1997	-	-	-	-	-	-	-	-	-	-	-	-	-	-	-	-	-	-	-	-	-	-	-	-
1998	-	-	-	5,980	4,508	-	5,948	6,368	5,328	4,417	-	-	5,158	5,059	4,061	3,144	-	5,948	6,054	5,237	4,291	4,700	4,534	4,165
1999	-	-	-	6,214	-	-	-	6,156	6,536	5,303	-	-	6,992	6,156	4,854	3,983	-	-	6,641	6,400	5,077	6,214	5,490	5,000
2000	-	-	-	5,431	-	-	-	6,799	6,738	4,790	-	-	-	5,976	4,053	3,093	-	-	6,799	6,391	4,357	5,431	5,016	4,180
2001	-	-	-	5,403	6,269	-	11,199	8,713	6,615	5,150	-	-	-	5,365	4,250	3,472	-	11,199	8,713	6,222	4,786	6,078	5,574	4,396
2002	-	-	-	5,637	5,545	-	9,042	6,848	5,875	4,373	-	-	6,564	5,741	3,780	2,882	-	9,042	6,772	5,828	4,157	5,573	4,713	4,077
2003	-	-	-	-	3,750	-	6,548	5,659	5,016	3,852	-	6,217	5,501	4,747	3,649	2,773	-	6,326	5,549	4,842	3,727	3,750	4,048	3,868
2004	-	-	-	-	-	-	8,340	6,391	5,406	4,612	-	5,472	5,254	4,955	4,363	3,802	-	5,996	5,393	5,072	4,417	-	4,744	4,447
2005	-	-	-	6,872	6,780	9,369	8,655	8,118	7,079	6,009	-	9,000	8,190	7,064	5,838	4,612	9,369	8,746	8,156	7,069	5,904	6,810	6,377	6,128
2006	-	-	-	-	-	-	9,206	8,835	7,509	6,266	-	8,769	8,239	7,206	5,678	4,332	-	8,984	8,460	7,285	5,805	-	6,704	6,041
2007	-	-	-	-	-	-	8,092	7,157	5,697	-	11,033	7,629	6,378	5,251	3,757	-	11,033	7,776	6,575	5,369	-	5,932	5,452	
2008	-	-	-	-	5,800	-	6,632	6,031	4,848	-	8,740	6,420	5,379	4,508	3,642	-	8,740	6,420	5,379	4,508	3,642	5,800	5,021	4,630
2009	-	-	-	-	-	-	7,113	6,770	5,076	-	-	6,599	5,979	4,443	3,623	-	-	7,016	6,219	4,555	-	5,436	4,593	
2010	-	-	-	-	-	-	7,900	8,399	6,398	5,483	-	9,899	6,006	6,020	4,955	4,033	-	9,096	6,820	6,123	5,028	-	5,667	5,042
2011	-	8,919	-	-	-	8,169	6,556	-	5,722	5,095	-	7,399	6,193	6,105	5,157	4,641	8,169	7,541	6,193	5,812	5,125	8,919	5,239	5,262
2012	-	-	-	-	5,588	-	7,048	6,387	5,281	-	9,279	6,666	6,666	6,555	4,858	3,934	-	9,279	6,919	6,430	4,995	5,588	5,553	4,970
2013	-	-	4,909	4,699	4,799	-	-	-	5,113	4,410	-	-	6,914	5,001	4,261	3,452	-	-	6,483	5,061	4,344	4,799	4,483	4,381
2014	-	-	-	-	3,909	-	-	-	5,867	5,004	-	-	5,881	4,747	4,017	-	-	-	5,875	4,836	3,909	5,067	4,799	-
2015	-	-	-	-	5,789	-	-	-	8,130	5,431	-	11,030	8,562	7,497	5,124	3,997	-	11,030	8,562	7,871	5,251	5,789	5,520	5,211
2016	-	-	-	-	6,250	-	-	-	7,410	5,959	-	-	7,778	6,725	5,577	4,844	-	-	7,778	7,131	5,794	6,250	6,051	5,645
2017	-	-	-	6,892	5,535	-	7,003	6,170	5,315	-	-	6,703	5,908	5,064	4,341	-	-	6,826	6,080	5,198	5,833	5,357	5,117	-
2018	-	-	-	-	6,231	-	9,019	7,574	5,874	10,120	10,077	8,748	6,929	5,430	4,398	10,120	10,077	8,834	7,297	5,688	6,231	5,987	5,575	-
2019	-	-	-	6,982	6,688	10,819	-	7,889	7,504	6,310	-	9,465	7,976	7,015	5,994	5,187	10,819	9,465	7,963	7,214	6,186	6,706	6,366	6,096
2020	-	-	-	-	6,578	-	-	8,215	7,536	6,435	-	-	7,268	7,342	6,189	5,307	-	-	7,870	7,443	6,363	6,578	6,506	6,297
2021	-	10,799	10,233	8,153	7,135	-	-	9,101	8,141	6,630	-	-	11,088	8,127	6,095	5,286	-	10,799	9,881	8,139	6,584	7,277	6,736	6,348
2022	-	-	-	8,044	7,403	-	-	9,140	7,857	7,185	-	-	9,386	8,120	6,930	6,019	-	-	9,240	7,959	7,190	7,460	7,244	7,231
2023	-	11,119	6,788	6,909	6,301	-	7,144	7,450	6,735	6,210	-	-	-	6,367	5,927	5,404	-	8,596	7,321	6,651	6,168	6,438	6,273	5,983
2024	-	-	-	7,253	6,850	-	-	7,499	6,900	6,523	-	-	-	6,500	6,161	5,623	-	-	7,499	6,869	6,531	6,891	6,549	6,219

주) 1. 1998년부터 품종구분이 재분류됨
 젖소 : 젖소임(경산우), 젖소 수·거세, 교잡우, 수입생우
 육우 : 젖소임(미경산우), 젖소 수·거세, 교잡우, 수입생우
 2. 육질등급 기준 중 1**등급은 1997년부터, 1**등급은 2004.12.1일부터 개정 시
 3. 1998년 이전 데이터는 기재하지 않음

Note) 1. Dairy heifer, male dairy cattle and crossbred cattle have been included in beef cattle and dairy cattle number is only that of cow since 1998
 2. The meat quality grade 1* was introduced from 1997 and grade 1** was introduced from the amendment of Dec.1.2004
 3. The data before 1998 is not written

4) 육우 전체 Beef cattle Total

판정장소 : 농협음성(서울)공판장

Place : NACF Eumseong(Seoul) Slaughtering & Wholesale Center

(단위 : 원/kg)

(unit : won/kg)

연도	등급별 경락가격 Auction price by grade														육질등급별 By quality grade							육량등급별 By yield grade		
	1**A	1A	2A	3A	1**B	1*B	1B	2B	3B	1**C	1C	2C	3C	D	1**	1*	1	2	3	A	B	C		
1996	-	-	-	-	-	-	-	-	-	-	-	-	-	-	-	-	-	-	-	-	-	-		
1997	-	-	-	-	-	-	-	-	-	-	-	-	-	-	-	-	-	-	-	-	-	-		
1998	-	-	5,699	5,746	4,966	-	6,778	6,200	5,761	4,886	-	5,977	5,738	5,554	4,327	3,670	-	6,508	6,102	5,734	4,892	4,970	4,940	4,552
1999	-	9,706	10,211	7,649	6,008	-	7,901	8,067	7,477	5,935	-	9,506	7,352	7,028	5,183	4,067	-	8,423	8,010	7,475	5,953	6,021	6,020	5,333
2000	-	-	8,091	7,868	5,613	-	8,846	8,457	7,786	5,627	-	11,120	8,160	6,703	4,309	3,237	-	8,846	8,421	7,740	5,590	5,627	5,755	4,502
2001	-	10,036	10,514	8,495	5,677	-	11,806	10,250	8,699	6,128	-	9,950	8,850	8,320	5,178	3,375	-	11,638	10,159	8,654	5,878	5,766	6,617	5,802
2002	-	11,193	9,851	8,222	6,415	-	10,903	9,834	8,194	6,687	-	9,095	8,726	7,340	5,218	2,999	-	10,809	9,746	8,140	6,553	6,608	7,208	6,242
2003	-	11,508	10,078	7,805	5,333	-	10,651	9,138	7,383	5,838	-	8,172	7,870	6,422	5,116	2,776	-	10,338	8,893	7,261	5,648	5,555	6,539	6,064
2004	-	9,396	8,646	7,682	6,488	10,713	9,006	8,237	7,239	6,429	9,948	10,764	7,616	6,774	6,002	3,822	10,528	8,773	8,085	7,143	6,369	6,667	6,817	6,508
2005	12,488	11,283	10,685	9,533	7,702	12,023	11,467	10,681	9,619	8,136	11,405	11,321	9,936	9,141	7,427	4,729	11,886	11,337	10,560	9,557	8,023	8,045	8,942	8,568
2006	14,547	12,579	11,017	9,643	7,479	13,442	12,078	10,759	9,412	7,838	12,530	11,067	10,059	8,800	6,961	4,061	13,332	11,916	10,642	9,331	7,733	8,001	8,779	8,327
2007	15,418	12,354	11,092	9,338	7,372	13,212	12,004	10,338	8,994	7,555	12,739	10,026	9,743	8,363	6,901	3,595	13,187	11,752	10,208	8,901	7,502	7,886	8,451	8,371
2008	-	13,347	10,870	8,981	6,447	12,326	10,791	9,563	8,141	6,649	10,899	11,163	8,657	7,307	5,898	3,715	11,555	10,479	9,258	7,941	6,574	7,122	7,512	7,379
2009	-	13,034	11,579	10,108	7,761	12,296	12,020	10,979	9,473	7,833	12,151	12,875	10,144	8,852	6,697	3,171	12,239	11,815	10,781	9,379	7,756	8,418	8,820	8,703
2010	17,138	14,312	12,820	11,797	9,453	15,110	14,096	13,012	10,942	8,914	13,843	9,678	11,650	9,682	7,526	3,794	14,949	13,839	12,762	10,799	8,845	10,239	10,094	9,465
2011	13,489	10,633	9,661	7,601	6,155	11,157	10,675	9,388	8,029	6,854	10,111	11,407	8,493	7,343	6,319	3,620	10,800	10,320	9,111	7,855	6,758	6,872	7,709	7,446
2012	14,800	13,015	11,249	9,785	7,930	12,073	11,903	10,869	9,819	8,061	12,078	10,732	10,436	9,431	7,254	3,894	12,125	11,752	10,755	9,742	7,981	8,721	9,053	9,254
2013	16,399	10,186	10,099	8,645	7,203	11,465	11,104	10,011	8,615	7,253	11,888	11,533	9,331	8,270	6,564	3,091	11,999	10,936	9,806	8,529	7,178	7,854	8,033	8,107
2014	-	13,199	10,727	8,889	7,474	13,898	11,414	10,348	9,064	7,899	13,874	13,281	9,853	8,636	7,385	3,965	13,890	11,508	10,164	8,924	7,813	7,987	8,462	8,589
2015	-	-	12,951	10,812	8,731	-	13,783	12,609	11,263	9,468	14,796	12,103	11,843	10,845	8,759	4,627	14,796	13,373	12,301	11,125	9,358	9,031	10,148	9,399
2016	-	12,099	13,811	11,003	8,803	-	13,600	12,339	10,212	8,950	-	10,993	11,041	9,344	8,270	5,440	-	12,829	11,727	9,919	8,842	9,186	9,627	9,340
2017	-	12,178	9,314	8,436	7,199	14,017	11,949	10,249	8,697	7,384	13,947	12,753	9,426	8,124	6,989	3,984	13,983	11,336	9,815	8,817	7,292	7,506	8,164	8,244
2018	14,119	13,712	13,080	10,670	8,789	14,576	13,447	12,432	10,989	9,256	15,506	12,570	12,055	10,638	8,819	4,882	14,779	13,163	12,249	10,885	9,163	9,310	10,080	10,461
2019	-	-	12,325	11,151	8,859	15,502	13,168	11,985	10,652	9,048	13,204	12,991	11,367	10,063	8,497	5,313	13,919	12,813	11,644	10,436	8,932	9,429	9,860	9,952
2020	17,223	14,341	13,003	11,500	9,121	14,551	13,901	12,562	11,256	9,181	13,997	-	11,965	10,765	8,822	4,903	14,788	13,600	12,412	11,116	9,108	10,348	10,557	10,558
2021	17,159	15,147	13,743	12,270	9,772	16,846	14,706	13,687	12,230	9,823	15,221	13,966	12,900	11,725	9,663	4,706	16,164	14,421	13,373	12,083	9,790	11,105	11,339	11,717
2022	16,934	13,335	12,005	11,189	9,059	14,728	13,878	12,407	11,088	9,069	12,274	12,944	11,584	10,507	9,646	4,148	14,734	13,414	12,131	10,965	9,056	10,486	10,673	10,705
2023	12,205	12,311	11,108	9,794	7,773	12,271	12,369	11,144	9,648	7,812	12,152	11,233	10,311	9,260	7,681	4,949	12,203	11,956	10,828	9,553	7,787	9,072	9,176	9,409
2024	14,682	12,341	11,615	10,385	8,672	13,302	12,567	11,493	10,336	8,154	11,858	12,125	10,723	10,185	8,475	4,514	12,665	12,421	11,246	10,315	8,307	9,566	9,490	10,171

• 육우 암
Beef cattle Female

판정장소 : 농협음성(서울)공판장
(단위 : 원/kg)

Place : NACF Eumseong(Seoul) Slaughtering & Wholesale Center
(unit : won/kg)

연도	등급별 경락가격 Auction price by grade														육질등급별 By quality grade					육량등급별 By yield grade					
	1**A	1*A	1A	2A	3A	1**B	1*B	1B	2B	3B	1**C	1*C	1C	2C	3C	D	1**	1*	1	2	3	A	B	C	
1996	-	-	-	-	-	-	-	-	-	-	-	-	-	-	-	-	-	-	-	-	-	-	-	-	
1997	-	-	-	-	-	-	-	-	-	-	-	-	-	-	-	-	-	-	-	-	-	-	-	-	
1998	-	-	5,699	5,549	4,818	-	6,863	6,023	5,497	4,808	-	5,633	5,684	5,632	4,513	3,693	-	6,386	5,925	5,531	4,752	4,888	4,905	4,694	
1999	-	8,912	-	7,122	6,222	-	8,207	7,988	7,370	6,029	-	10,269	7,250	7,081	5,490	4,257	-	8,461	7,867	7,334	5,952	6,356	6,321	5,726	
2000	-	-	-	7,717	5,962	-	8,654	8,161	7,368	5,794	-	-	8,096	6,534	4,505	3,472	-	8,654	8,152	7,297	5,653	6,157	6,167	4,958	
2001	-	-	10,084	7,255	5,343	-	10,929	9,041	7,655	5,840	-	10,120	6,977	7,050	4,630	3,551	-	10,759	8,819	7,579	5,644	6,156	6,627	5,369	
2002	-	10,558	-	7,638	6,059	-	9,836	8,854	7,532	5,898	-	9,179	8,328	6,921	4,702	3,202	-	9,722	8,782	7,426	5,791	6,358	6,614	5,973	
2003	-	10,800	9,634	7,671	5,194	-	9,869	8,414	6,770	5,332	-	8,748	7,505	6,120	4,647	2,551	-	9,465	8,164	6,635	5,212	5,602	5,890	5,452	
2004	-	-	7,446	7,918	6,635	9,646	8,489	7,531	6,631	5,922	-	7,894	7,229	6,492	5,499	3,790	9,646	8,255	7,420	6,597	5,810	7,129	6,222	5,960	
2005	-	11,320	10,524	8,813	7,516	11,496	10,885	9,974	8,852	7,423	10,471	10,521	9,503	8,587	6,790	4,944	11,316	10,780	9,840	8,797	7,300	7,968	8,131	7,753	
2006	15,005	-	-	8,875	7,986	12,424	11,506	10,128	8,792	7,402	12,007	11,113	9,589	8,304	6,433	3,702	12,534	11,345	9,952	8,670	7,191	8,573	8,156	7,649	
2007	-	11,996	10,601	8,997	7,375	12,556	11,232	9,908	8,430	7,076	11,949	10,928	9,362	8,015	6,228	3,114	12,402	11,138	9,754	8,337	6,960	8,396	7,865	7,695	
2008	-	-	9,591	9,239	6,336	10,792	10,246	9,198	7,623	6,063	11,252	10,425	8,929	7,266	5,414	3,219	11,059	10,359	9,079	7,516	5,955	7,181	6,852	7,146	
2009	-	13,320	10,255	9,923	8,170	12,265	11,303	10,233	8,952	7,165	11,650	10,280	9,536	8,512	5,848	2,916	11,881	11,000	9,998	8,863	6,982	8,836	8,032	7,620	
2010	17,355	13,925	12,408	10,816	8,734	14,793	12,684	12,061	10,252	8,102	13,989	12,256	11,322	9,444	7,040	3,620	14,760	12,633	11,863	10,104	7,999	10,147	9,069	8,898	
2011	11,899	9,070	9,373	6,978	6,195	11,682	10,245	9,104	7,717	6,804	9,505	9,637	8,280	7,812	6,331	3,406	10,550	9,833	8,798	7,720	6,711	6,979	7,432	7,674	
2012	-	-	-	9,595	8,932	7,909	10,390	10,925	10,213	8,950	7,260	10,924	11,274	9,942	8,797	6,276	3,743	10,787	11,096	10,053	8,843	7,190	8,375	8,128	8,567
2013	-	10,186	8,721	7,786	7,415	11,609	9,958	9,118	7,806	6,528	11,334	10,037	8,722	8,071	5,684	2,601	11,480	10,030	8,918	7,887	6,540	7,770	7,294	7,721	
2014	-	-	11,065	8,423	7,348	14,092	11,499	10,086	8,571	7,423	-	12,875	9,571	8,480	6,703	4,270	14,092	11,938	9,996	8,531	7,311	8,237	7,979	8,007	
2015	-	-	-	10,754	9,329	-	15,650	12,090	10,467	8,817	-	14,012	11,382	10,430	7,837	4,724	-	15,261	11,749	10,465	8,690	9,660	9,185	8,881	
2016	-	-	-	10,671	8,682	-	11,743	11,837	9,620	8,547	-	12,148	10,399	8,994	7,918	5,440	-	12,023	11,175	9,371	8,452	9,028	9,063	8,823	
2017	-	-	8,121	8,567	7,748	-	11,454	10,138	8,288	7,245	14,777	11,124	9,622	7,847	6,802	3,825	14,777	11,276	9,769	8,114	7,177	7,984	7,722	7,890	
2018	-	13,712	12,644	10,392	9,463	-	12,621	12,025	10,410	8,872	-	12,767	11,536	10,348	8,452	4,459	-	12,749	11,520	10,384	8,824	10,153	9,521	9,903	
2019	-	-	-	10,494	9,057	16,915	12,839	11,597	10,175	8,736	12,376	12,371	11,042	9,564	8,266	4,188	13,373	12,570	11,249	9,936	8,658	9,511	9,314	9,430	
2020	15,777	12,584	12,545	10,555	8,836	14,252	12,537	11,476	10,428	8,682	13,487	12,915	11,636	10,058	8,388	4,691	14,099	12,739	11,628	10,269	8,651	9,526	9,596	10,070	
2021	14,564	13,774	12,555	11,497	9,371	16,747	14,342	13,121	11,481	9,012	13,597	13,279	12,396	11,410	9,227	4,962	15,253	13,694	12,707	11,455	9,105	10,151	10,052	11,118	
2022	-	12,886	10,921	10,355	8,628	13,271	13,002	11,269	9,855	8,369	11,070	11,070	10,105	9,532	8,187	5,930	12,143	12,567	10,775	9,811	8,408	9,327	9,219	9,469	
2023	10,343	10,945	8,999	8,688	7,669	9,057	10,812	10,004	8,592	7,450	10,374	10,365	9,330	8,550	7,343	5,041	9,870	10,671	9,660	8,595	7,480	8,129	8,137	8,670	
2024	-	10,144	8,988	8,801	8,041	12,075	12,016	10,110	8,672	7,558	10,492	11,622	9,041	9,004	7,906	4,941	11,214	11,496	9,544	8,806	7,674	8,383	8,063	8,787	

주) 1. 1998년부터 품종구분이 재분류됨

정소 : 정소암(경산우),

육우 : 정소암(미경산우), 정소 수·가세, 교잡우, 수입생우

2. 육질등급 기준 중 1*등급은 1997년부터, 1**등급은 2004.12.1일부터 개정 시행됨

3. 1998년 이전 데이터는 기재하지 않음

Note) 1. Dairy heifer, male dairy cattle and crossbred cattle have been included in beef cattle and dairy cattle number is only that of cow since 1998

2. The meat quality grade 1* was introduced from 1997 and grade 1** was introduced from the amendment of Dec.1.2004

3. The data before 1998 is not written

• 육우 수
Beef cattle Male

판정장소 : 농협음성(서울)공판장
(단위 : 원/kg)

Place : NACF Eumseong(Seoul) Slaughtering & Wholesale Center
(unit : won/kg)

연도	등급별 경락가격 Auction price by grade														육질등급별 By quality grade					육량등급별 By yield grade					
	1**A	1*A	1A	2A	3A	1**B	1*B	1B	2B	3B	1**C	1*C	1C	2C	3C	D	1**	1*	1	2	3	A	B	C	
1996	-	-	-	-	-	-	-	-	-	-	-	-	-	-	-	-	-	-	-	-	-	-	-	-	
1997	-	-	-	-	-	-	-	-	-	-	-	-	-	-	-	-	-	-	-	-	-	-	-	-	
1998	-	-	-	5,969	4,967	-	-	-	6,155	4,868	-	-	-	-	5,530	4,115	3,651	-	-	-	6,083	4,890	4,969	4,874	4,126
1999	-	-	-	7,664	5,993	-	-	8,782	7,540	5,859	-	-	-	-	6,994	4,997	4,005	-	-	8,782	7,566	5,917	5,998	5,879	5,005
2000	-	-	6,399	7,555	5,592	-	-	9,030	7,811	5,434	-	-	-	-	5,902	4,095	3,182	-	-	8,415	7,713	5,502	5,597	5,454	4,098
2001	-	-	7,537	7,146	5,545	-	-	8,947	7,178	5,389	-	-	-	-	6,355	4,381	3,352	-	-	8,790	7,154	5,471	5,556	5,426	4,396
2002	-	-	-	7,535	6,185	-	-	7,802	6,068	-	-	-	7,123	9,647	4,520	2,787	-	-	7,123	7,787	6,100	6,191	6,096	4,596	
2003	-	-	-	7,092	5,121	-	9,909	7,649	7,001	5,039	-	-	-	-	6,152	4,449	2,695	-	9,909	7,649	6,987	5,077	5,130	5,073	4,490
2004	-	-	-	7,679	6,414	-	-	6,411	6,355	6,232	-	-	-	6,397	5,554	3,803	-	-	6,411	6,463	6,246	6,418	6,235	5,569	
2005	-	-	10,216	8,724	7,444	10,222	-	11,185	8,759	7,269	-	-	-	7,921	6,221	4,278	10,222	-	10,913	8,695	7,291	7,455	7,301	6,263	
2006	-	-	10,700	8,134	7,092	-	-	10,319	8,498	6,934	-	-	-	7,558	6,004	4,268	-	-	10,421	8,376	6,911	7,113	6,972	6,041	
2007	-	-	-	11,111	7,065	-	-	9,467	8,098	6,801	-	-	-	9,011	5,928	4,415	-	-	9,467	8,408	6,815	7,085	6,830	6,080	
2008	-	-	-	7,469	6,029	-	-	6,969	5,730	-	-	-	-	5,871	5,123	3,744	-	-	-	6,900	5,732	6,066	5,748	5,153	
2009	-	-	-	-	7,030	-	-	10,299	6,999	6,653	-	-	-	-	5,553	2,519	-	-	10,299	6,999	6,673	7,030	6,661	5,553	
2010	-	-	-	-	8,376	-	-	-	11,628	7,361	-	-	-	-	6,108	3,556	-	-	-	11,628	7,456	8,376	7,429	6,108	
2011	-	-	-	7,100	5,911	-	-	-	6,305	6,010	-	-	-	-	5,295	-	-	-	-	6,464	5,938	5,928	6,024	5,295	
2012	-	-	-	11,277	7,257	-	-	-	7,937	6,725	-	-	-	9,699	6,413	2,899	-	-	-	8,875	6,975	7,295	6,765	6,706	
2013	-	-	-	-	6,180	-	-	-	7,049	5,847	-	-	-	-	4,882	3,236	-	-	-	7,049	5,891	6,180	5,906	4,882	
2014	-	-	-	-	7,124	-	-	-	-	6,898	-	-	-	-	6,310	3,397	-	-	-	-	6,960	7,124	6,898	6,310	
2015	-	-	-	-	8,392	-	-	-	-	8,425	-	-	-	-	7,187	4,272	-	-	-	-	8,392	8,392	8,425	7,187	
2016	-	-	-	-	8,678	-	-	-	9,538	8,454	-	-	-	-	8,035	-	-	-	-	9,538	8,529	8,678	8,480	8,035	
2017	-	-	-	8,138	6,653	-	-	-	8,173	6,497	-	-	-	-	6,268	2,645	-	-	-	8,161	6,507	6,690	6,522	6,268	
2018	-	-	-	-	8,037	-	-	-	8,710	8,086	-	-	-	11,012	7,340	5,490	-	-	-	9,222	8,020	8,037	8,105	7,627	
2019	-	-	-	-	8,369	-	-	-	9,882	8,173	-	-	-	8,000	7,810	-	-	-	-	9,409	8,222	8,369	8,234	7,830	
2020	-	-	-	8,629	7,782	-	-	-	-	7,558	-	-	-	-	7,157	3,469	-	-	-	8,629	7,646	7,800	7,558	7,157	
2021	-	-	-	-	8,367	-	-	-	9,099	7,914	-	-	-	8,692	6,699	4,849	-	-	-	8,851	8,158	8,367	7,976	7,597	
2022	-	-	-	-	8,310	-	-	-	-	8,357	-	-	-	-	-	-	-	-	-	-	8,324	8,310	8,357	-	
2023	-	-	-	7,099	6,801	-	-	-	-	7,053	-	-	-	-	7,162	-	-	-	-	7,099	6,959	6,819	7,053	7,162	
2024	-	-	-	-	7,138	-	-	-	-	6,763	-	-	-	-	-	5,995	-	-	-	-	6,941	7,138	6,763	-	

• 육우 거세
Beef cattle Castrated

판정장소 : 농협음성(서울)공판장

Place : NACF Eumseong(Seoul) Slaughtering & Wholesale Center

(단위 : 원/kg)

(unit : won/kg)

연도	등급별 경락가격 Auction price by grade															육질등급별 By quality grade					육량등급별 By yield grade			
	1**A	1*A	1A	2A	3A	1**B	1*B	1B	2B	3B	1**C	1*C	1C	2C	3C	D	1**	1*	1	2	3	A	B	C
1996	-	-	-	-	-	-	-	-	-	-	-	-	-	-	-	-	-	-	-	-	-	-	-	-
1997	-	-	-	-	-	-	-	-	-	-	-	-	-	-	-	-	-	-	-	-	-	-	-	-
1998	-	-	-	5,589	4,993	-	6,748	6,248	5,800	5,025	-	6,137	5,761	5,493	4,648	4,100	-	6,554	6,157	5,765	5,014	5,048	5,229	5,242
1999	-	10,429	10,211	7,698	6,564	-	7,227	8,082	7,532	6,445	-	8,799	7,649	6,919	5,471	3,151	-	8,360	8,100	7,533	6,454	6,727	6,666	6,126
2000	-	-	9,570	8,227	6,098	-	9,218	8,839	8,016	6,220	-	-	8,599	7,114	5,373	3,245	-	9,218	8,857	8,007	6,185	6,237	6,475	5,727
2001	-	10,036	10,817	9,015	6,584	-	12,119	10,707	8,975	6,945	-	12,238	10,274	8,828	6,442	3,070	-	11,978	10,688	8,974	6,849	6,964	7,553	7,250
2002	-	11,257	9,851	8,257	6,946	-	11,089	9,987	8,248	6,937	-	10,268	8,885	7,427	5,737	2,956	-	11,019	9,899	8,201	6,903	7,320	7,480	6,758
2003	-	11,538	10,107	7,848	6,248	-	10,734	9,229	7,455	6,196	-	9,178	7,940	6,477	5,420	3,246	-	10,451	8,993	7,336	6,138	6,830	6,918	6,340
2004	-	9,396	8,830	7,661	6,588	10,853	9,075	8,326	7,322	6,540	9,948	8,230	7,708	6,841	6,258	3,899	10,613	8,856	8,186	7,228	6,505	6,913	6,948	6,722
2005	12,488	11,281	10,702	9,609	8,341	12,161	11,529	10,753	9,712	8,484	11,541	10,820	10,044	9,273	7,972	4,739	12,015	11,407	10,648	9,658	8,436	8,930	9,272	9,005
2006	14,402	12,579	11,027	9,739	8,103	13,558	12,144	10,831	9,489	8,063	12,696	11,388	10,203	8,942	7,378	4,376	13,458	12,004	10,739	9,426	8,007	8,915	9,019	8,710
2007	15,418	13,004	11,198	9,391	7,643	13,390	12,121	10,393	9,061	7,698	12,923	11,103	9,813	8,441	7,224	3,871	13,381	11,863	10,271	8,976	7,667	8,306	8,602	8,582
2008	-	13,347	11,073	9,082	7,060	12,619	10,838	9,595	8,185	6,782	10,817	9,941	8,617	7,314	6,074	4,158	11,661	10,496	9,277	7,982	6,723	8,082	7,642	7,444
2009	-	12,958	12,005	10,146	8,273	12,300	12,100	11,040	9,517	7,975	12,402	11,333	10,230	8,901	7,157	3,542	12,334	11,924	10,857	9,428	7,937	9,092	8,956	8,977
2010	16,954	14,568	13,130	12,083	9,886	15,170	14,273	13,117	11,013	9,103	13,721	13,048	11,727	9,732	7,807	4,292	15,011	14,038	12,884	10,880	9,057	10,624	10,281	9,679
2011	15,000	11,713	9,741	7,756	6,384	11,121	10,703	9,410	8,060	6,882	10,210	9,685	8,517	7,293	6,332	4,075	10,828	10,373	9,139	7,870	6,800	7,350	7,758	7,428
2012	14,800	13,015	11,514	9,953	8,405	12,188	11,990	10,921	9,890	8,183	12,363	11,426	10,532	9,515	7,467	4,101	12,319	11,822	10,835	9,823	8,136	9,343	9,174	9,393
2013	16,399	-	10,803	8,946	7,811	11,395	11,292	10,144	8,732	7,443	12,040	10,973	9,503	8,311	6,881	3,532	12,169	11,183	9,985	8,637	7,404	8,551	8,211	8,258
2014	-	13,199	10,673	8,998	7,950	13,827	11,402	10,369	9,106	8,027	13,874	11,467	9,871	8,653	7,534	4,061	13,846	11,471	10,177	9,862	7,968	8,610	8,579	8,678
2015	-	-	12,951	10,840	9,950	-	13,362	12,644	11,369	9,868	14,796	13,218	11,885	10,889	9,334	4,900	14,796	13,297	12,342	11,209	9,816	10,564	10,565	10,746
2016	-	12,099	13,811	11,304	9,202	-	13,931	12,608	10,425	9,263	-	12,080	11,331	9,532	8,524	-	-	13,080	11,995	10,129	9,149	10,044	9,985	9,602
2017	-	12,178	10,399	8,385	7,789	14,017	12,015	10,258	8,759	7,522	13,597	10,982	9,394	8,263	7,070	4,215	13,846	11,342	9,821	8,535	7,420	8,158	8,347	8,304
2018	14,119	-	14,021	10,832	9,664	14,576	13,592	12,542	11,127	9,555	15,506	12,749	12,205	10,718	9,170	4,718	14,779	13,262	12,378	10,980	9,508	10,234	10,403	10,728
2019	-	-	12,325	11,547	9,484	14,900	13,279	12,079	10,783	9,332	13,970	12,630	11,476	10,226	8,672	5,966	14,322	12,889	11,759	10,586	9,211	10,369	10,194	10,189
2020	17,668	14,655	13,035	11,648	9,634	14,850	14,209	12,683	11,463	9,610	14,744	13,025	12,126	10,977	9,184	5,354	15,443	13,854	12,577	11,367	9,550	10,926	11,020	10,872
2021	18,494	15,357	13,897	12,636	10,757	16,876	14,836	13,825	12,419	10,641	15,475	14,307	13,092	11,875	10,048	4,309	16,399	14,699	13,558	12,280	10,572	12,171	12,031	12,025
2022	16,934	13,458	12,330	11,352	9,520	15,331	14,061	12,539	11,378	9,578	13,742	12,701	11,847	10,871	9,325	6,448	15,713	13,582	12,308	11,264	9,539	11,108	11,223	11,117
2023	12,849	12,579	11,268	10,122	8,111	13,105	12,927	11,400	9,899	8,072	12,539	11,489	10,608	9,390	7,877	4,903	12,785	12,358	11,096	9,773	8,050	9,673	9,613	9,652
2024	14,682	12,856	11,722	10,673	9,048	15,456	12,668	11,759	10,687	8,681	12,344	12,275	11,290	10,546	9,122	5,832	13,271	12,611	11,607	10,656	8,816	10,212	10,152	10,748

주) 1. 1998년부터 품종구분이 재분류됨

젖소 : 젖소임(경산우)

육우 : 젖소임(미경산우), 젖소 수거세, 교잡우, 수입생우

2. 육질등급 기준 중 1*등급은 1997년부터, 1**등급은 2004.12.1일부터 개정 시행됨

3. 1998년 이전 데이터는 기재하지 않음

Note) 1. Dairy heifer, male dairy cattle and crossbred cattle have been included in beef cattle and dairy cattle number is only that of cow since 1998

2. The meat quality grade 1* was introduced from 1997 and grade 1** was introduced from the amendment of Dec.1.2004

3. The data before 1998 is not written

마. 연도별, 품종별, 성별, 등급별 경락가격(농협음성(서울)축산물공판장, 1994년~2024년)

판정기간 : 1994.01.01~12.31
판정장소 : 농협음성(서울)축산물공판장

(단위 : 원/kg, %)

품 종		전 체 Total					한 우 Hanwoo					젖 소 Dairy cattle				
성 별		평균 Average	암 Female	수 Male	거세 Castrated	가격비 Ratio	평균 Average	암 Female	수 Male	거세 Castrated	가격비 Ratio	평균 Average	암 Female	수 Male	거세 Castrated	가격비 Ratio
등급별 가 격	평균	7,634	6,269	8,604	10,663	100.0	9,558	8,912	9,804	10,800	100.0	5,958	4,993	7,043	7,969	100.0
	판정	8,325	7,274	8,843	10,663	109.1	9,597	8,997	9,821	10,800	100.4	6,426	5,462	7,087	7,969	107.9
	미판정	5,335	4,643	6,896	-	69.9	4,662	4,738	4,469	-	48.8	5,339	4,629	6,931	-	89.6
	A-1	11,967	11,943	11,980	11,830	156.8	11,967	11,943	11,980	11,830	125.2	-	-	-	-	-
	A-2	10,731	10,084	10,749	11,605	140.6	10,731	10,084	10,749	11,605	112.3	-	-	-	-	-
	A-3	9,438	9,564	9,438	8,756	123.6	9,464	9,564	9,464	8,756	99.0	7,854	-	7,854	-	131.8
	B-1	11,215	10,891	11,555	11,583	146.9	11,217	10,895	11,555	11,583	117.4	-	-	-	-	-
	B-2	10,370	9,893	10,580	10,584	135.8	10,444	9,977	10,645	10,667	109.3	7,568	7,760	7,438	8,300	127.0
	B-3	8,210	8,449	8,182	8,979	107.5	9,248	9,147	9,263	9,351	96.8	7,231	7,327	7,225	7,713	121.4
	C-1	9,564	9,513	9,916	9,737	125.3	9,618	9,575	9,916	9,737	100.6	7,693	7,693	-	-	129.1
	C-2	8,778	8,684	8,148	9,213	115.0	8,955	8,861	9,316	9,339	93.7	7,209	7,104	7,492	8,455	121.0
	C-3	7,012	7,141	6,797	8,100	91.9	8,142	8,237	7,888	-	85.2	6,459	6,450	6,468	8,100	108.4
	D	5,214	5,202	5,324	-	68.3	5,682	5,713	5,543	-	59.4	5,089	5,080	5,191	-	85.4
연도별 가 격	1	11,215	10,891	11,555	11,583	146.9	11,217	10,895	11,555	11,583	117.4	-	-	-	-	-
	2	10,370	9,893	10,580	10,584	135.8	10,444	9,977	10,645	10,667	109.3	7,568	7,760	7,438	8,300	127.0
	3	8,210	8,449	8,182	8,979	107.5	9,248	9,147	9,263	9,351	96.8	7,231	7,327	7,438	7,713	121.4
연도별 가 격	A	10,731	10,084	10,749	11,605	140.6	10,731	10,084	10,749	11,605	112.3	-	-	-	-	-
	B	10,370	9,893	10,580	10,584	135.8	10,444	9,977	10,645	10,667	109.3	7,568	7,760	7,438	8,300	127.0
	C	8,778	8,684	9,148	9,213	115.0	8,955	8,861	9,316	9,339	93.7	7,209	7,104	7,492	8,455	121.0

판정기간 : 1995.01.01~12.31
판정장소 : 농협음성(서울)축산물공판장

(단위 : 원/kg, %)

품 종		전 체 Total					한 우 Hanwoo					젖 소 Dairy cattle				
성 별		평균 Average	암 Female	수 Male	거세 Castrated	가격비 Ratio	평균 Average	암 Female	수 Male	거세 Castrated	가격비 Ratio	평균 Average	암 Female	수 Male	거세 Castrated	가격비 Ratio
등급별 가 격	평균	8,405	7,030	9,098	11,818	100.0	10,689	10,314	10,761	11,878	100.0	6,585	5,689	7,302	8,480	100.0
	A-1	12,506	12,430	12,507	12,643	148.8	12,506	12,430	12,507	12,643	117.0	-	-	-	-	-
	A-2	11,591	11,371	11,602	11,397	137.9	11,591	11,371	11,602	11,397	108.4	-	-	-	-	-
	A-3	10,230	10,369	10,229	11,258	121.7	10,362	10,625	10,360	11,258	96.9	7,477	8,399	7,471	-	113.5
	B-1	12,073	11,915	12,195	12,332	143.6	12,114	11,978	12,214	12,332	113.3	9,339	9,277	9,526	-	141.8
	B-2	11,311	11,103	11,381	11,450	134.6	11,497	11,305	11,559	11,644	107.6	8,519	8,629	8,466	8,596	129.4
	B-3	8,300	8,841	8,258	10,317	98.8	10,295	10,385	10,285	10,427	96.3	7,435	7,763	7,415	8,451	112.9
	C-1	10,401	10,357	10,512	10,615	123.7	10,746	10,782	10,654	10,615	100.5	8,904	8,851	9,332	-	135.2
	C-2	9,641	9,476	10,039	10,575	114.7	10,221	10,115	10,438	10,575	95.6	7,935	7,920	7,996	-	120.5
	C-3	7,213	7,355	7,009	9,071	85.8	9,277	9,476	9,002	9,528	86.8	6,855	6,998	6,661	7,700	104.1
	D	5,440	5,441	5,422	5,569	64.7	6,597	6,851	5,739	5,569	61.7	5,299	5,300	5,279	-	80.5
연도별 가 격	1	12,073	11,915	12,195	12,332	143.6	12,114	11,978	12,214	12,332	113.3	9,339	9,277	9,526	-	141.8
	2	11,311	11,103	11,381	11,450	134.6	11,497	11,305	11,559	11,644	107.6	8,519	8,629	8,466	8,596	129.4
	3	8,300	8,841	8,258	10,317	98.8	10,295	10,385	10,285	10,427	96.3	7,435	7,763	7,415	8,451	112.9
연도별 가 격	A	11,591	11,371	11,602	11,397	137.9	11,591	11,371	11,602	11,397	108.4	-	-	-	-	-
	B	11,311	11,103	11,381	11,450	134.6	11,497	11,305	11,559	11,644	107.6	8,519	8,629	8,466	8,596	129.4
	C	9,641	9,476	10,039	10,575	114.7	10,221	10,115	10,438	10,575	95.6	7,935	7,920	7,996	-	120.5

Auction price of beef carcass by year, species, sex and grade(NACF Eumseong(Seoul) Slaughtering & Wholesale Center, 1994~2024)

Period : 1994.01.01~12.31

Place : NACF Eumseong(Seoul) Slaughtering & Wholesale Center

(unit : won/kg, %)

육우 Beef					교잡 Cross bred cattle					Species	
평균 Average	암 Female	수 Male	거세 Castrated	가격비 Ratio	평균 Average	암 Female	수 Male	거세 Castrated	가격비 Ratio	Sex	
6,693	6,318	7,295	-	100.0	7,396	7,364	7,465	-	100.0	Average	Auction price by grade
6,781	6,435	7,295	-	101.3	7,512	7,507	7,521	-	101.6	graded	
4,819	4,819	-	-	72.0	6,663	6,526	7,032	-	90.1	not graded	
-	-	-	-	-	-	-	-	-	-	A - 1	
-	-	-	-	-	-	-	-	-	-	A - 2	
7,299	-	7,299	-	109.1	7,467	-	7,467	-	101.0	A - 3	
-	-	-	-	-	9,253	9,253	-	-	125.1	B - 1	
8,014	7,833	8,113	-	119.7	8,388	8,399	8,351	-	113.4	B - 2	
7,237	7,280	7,215	-	108.1	7,631	7,632	7,629	-	103.2	B - 3	
7,587	7,587	-	-	113.4	7,654	7,654	-	-	103.5	C - 1	
7,263	7,322	6,733	-	108.5	7,739	7,749	7,629	-	104.6	C - 2	By quality grade
6,969	6,884	7,409	-	104.1	6,993	7,108	6,519	-	94.6	C - 3	
5,385	5,377	5,631	-	80.5	5,681	5,766	5,220	-	76.8	D	
-	-	-	-	-	9,253	9,253	-	-	125.1	1	By yield grade
8,014	7,833	8,113	-	119.7	8,388	8,399	8,351	-	113.4	2	
7,237	7,283	7,215	-	108.1	7,631	7,632	7,629	-	103.2	3	
-	-	-	-	-	-	-	-	-	-	A	By yield grade
8,014	7,833	8,113	-	119.7	8,388	8,399	8,351	-	113.4	B	
7,263	7,322	6,733	-	108.5	7,739	7,749	7,629	-	104.6	C	

Period : 1995.01.01~12.31

Place : NACF Eumseong(Seoul) Slaughtering & Wholesale Center

(unit : won/kg, %)

육우 Beef					교잡 Cross bred cattle					Species	
평균 Average	암 Female	수 Male	거세 Castrated	가격비 Ratio	평균 Average	암 Female	수 Male	거세 Castrated	가격비 Ratio	Sex	
7,287	7,103	7,958	-	100.0	8,130	8,275	7,898	-	100.0	Total	Auction price by grade
-	-	-	-	-	-	-	-	-	-	A - 1	
-	-	-	-	-	-	-	-	-	-	A - 2	
7,211	7,211	-	-	99.0	8,011	-	8,011	-	98.5	A - 3	
10,632	10,632	-	-	145.9	9,742	9,742	-	-	119.8	B - 1	
9,280	8,823	9,432	-	127.4	8,889	9,093	8,603	-	109.3	B - 2	
8,241	7,668	8,505	-	113.1	8,179	8,578	8,004	-	100.6	B - 3	
8,701	8,675	9,422	-	119.4	9,369	9,359	9,689	-	115.2	C - 1	
8,369	8,369	8,369	-	114.8	8,654	8,654	-	-	106.4	C - 2	
6,726	6,651	8,763	-	92.3	8,021	7,926	9,069	-	98.7	C - 3	
5,848	5,912	5,445	-	80.3	5,708	5,879	4,639	-	70.2	D	By quality grade
10,632	10,632	-	-	145.9	9,742	9,742	-	-	119.8	1	
9,280	8,823	9,432	-	127.4	8,889	9,093	8,603	-	109.3	2	
8,241	7,668	8,505	-	113.1	8,179	8,578	8,004	-	100.6	3	By yield grade
-	-	-	-	-	-	-	-	-	-	A	
9,280	8,823	9,432	-	127.4	8,889	9,093	8,603	-	109.3	B	
8,369	8,369	8,369	-	114.8	8,654	8,654	-	-	106.4	C	

연도별, 품종별, 성별, 등급별 경락가격(농협음성(서울)축산물공판장)

판정기간 : 1996.01.01~12.31
판정장소 : 농협음성(서울)축산물공판장

(단위 : 원/kg, %)

품 종		전 체 Total					한 우 Hanwoo					젖 소 Dairy cattle				
성 별		평균 Average	암 Female	수 Male	거세 Castrated	가격비 Ratio	평균 Average	암 Female	수 Male	거세 Castrated	가격비 Ratio	평균 Average	암 Female	수 Male	거세 Castrated	가격비 Ratio
등급별 가 격	평균	7,338	5,961	7,938	10,311	100.0	9,476	8,863	9,535	10,690	100.0	5,559	4,863	6,133	6,699	100.0
	A-1	11,850	11,454	11,848	12,013	161.5	11,870	11,728	11,848	12,013	125.3	-	-	-	-	-
	A-2	10,644	9,997	10,655	10,901	145.0	10,656	10,171	10,663	10,901	112.5	6,831	6,985	6,729	-	122.9
	A-3	8,806	8,078	8,808	9,282	120.0	8,973	8,866	8,973	9,282	94.7	6,201	4,886	6,204	-	111.6
	B-1	11,136	10,795	11,363	11,340	151.8	11,286	11,056	11,435	11,412	119.1	7,900	7,840	7,907	8,155	142.1
	B-2	9,944	9,141	10,282	10,019	135.5	10,340	9,725	10,559	10,414	109.1	7,316	7,135	7,492	7,278	131.6
	B-3	6,874	6,509	6,910	7,338	93.7	8,793	8,277	8,844	8,890	92.8	6,134	5,856	6,162	6,185	110.3
	C-1	9,131	8,911	9,700	9,394	124.4	9,382	9,283	9,721	9,436	99.0	7,124	7,108	7,399	7,454	128.2
	C-2	8,101	7,886	8,857	8,487	110.4	8,709	8,589	9,062	8,799	91.9	6,442	6,385	6,943	6,771	115.9
	C-3	5,775	5,704	5,893	7,396	78.7	7,565	7,630	7,432	7,821	79.8	5,454	5,411	5,551	5,797	98.1
	D	4,589	4,579	4,769	7,114	62.5	5,538	5,613	5,070	8,232	58.4	4,489	4,483	4,653	5,437	80.8
품질 별	1	11,136	10,795	11,363	11,340	151.8	11,286	11,056	11,435	11,412	119.1	7,900	7,840	7,907	8,155	142.1
	2	9,944	9,141	10,282	10,019	135.5	10,340	9,725	10,559	10,414	109.1	7,316	7,135	7,492	7,278	131.6
	3	6,874	6,509	6,910	7,338	93.7	8,793	8,277	8,844	8,890	92.8	6,134	5,856	6,162	6,185	110.3
육량 별	A	10,644	9,997	10,655	10,901	145.0	10,656	10,171	10,663	10,901	112.5	6,831	6,985	6,729	-	122.9
	B	9,944	9,141	10,282	10,019	135.5	10,340	9,725	10,559	10,414	109.1	7,316	7,135	7,492	7,278	131.6
	C	8,101	7,886	8,857	8,487	110.4	8,709	8,589	9,062	8,799	91.9	6,442	6,385	6,943	6,771	115.9

판정기간 : 1997.01.01~12.31
판정장소 : 농협음성(서울)축산물공판장

(단위 : 원/kg, %)

품 종		전 체 Total					한 우 Hanwoo					젖 소 Dairy cattle				
성 별		평균 Average	암 Female	수 Male	거세 Castrated	가격비 Ratio	평균 Average	암 Female	수 Male	거세 Castrated	가격비 Ratio	평균 Average	암 Female	수 Male	거세 Castrated	가격비 Ratio
등급별 가 격	평균	6,203	5,638	6,165	8,694	100.0	7,972	7,370	8,141	9,242	100.0	4,412	3,437	4,960	5,822	100.0
	A1*	9,688	9,131	8,899	9,737	156.2	9,688	9,131	8,899	9,737	121.5	-	-	-	-	-
	A-1	10,438	9,348	10,788	10,440	168.3	10,449	9,451	10,788	10,440	131.1	6,011	6,011	-	-	136.2
	A-2	9,519	8,274	9,714	9,286	153.5	9,532	8,330	9,717	9,306	119.6	6,532	5,899	5,999	6,921	148.1
	A-3	7,306	6,513	7,310	7,704	117.8	7,705	7,027	7,708	7,995	96.7	5,037	4,868	5,035	5,249	114.2
	B1*	9,266	8,870	8,878	9,436	149.4	9,276	8,900	8,878	9,436	116.4	6,000	6,000	-	-	136.0
	B-1	9,309	8,661	10,369	9,949	150.1	9,367	8,720	10,411	9,999	117.5	6,717	6,517	7,017	6,966	152.2
	B-2	8,312	7,851	8,347	8,837	134.0	8,509	7,997	9,609	9,220	106.7	6,198	5,759	6,362	6,600	140.5
	B-3	5,626	6,163	5,461	6,265	90.7	7,356	6,986	7,628	7,811	92.3	5,008	4,752	5,004	5,564	113.5
	C1*	7,783	7,761	-	7,788	125.5	7,783	7,761	-	7,788	97.6	-	-	-	-	-
	C-1	7,638	7,458	7,909	7,825	123.1	7,742	7,608	8,115	7,863	97.1	6,020	5,855	6,737	6,529	136.4
	C-2	7,028	6,941	7,704	7,270	113.3	7,252	7,170	7,940	7,476	91.0	5,564	5,250	6,370	5,250	126.1
	C-3	4,984	5,076	4,624	6,154	80.3	6,407	6,415	6,064	6,981	80.4	4,294	4,145	4,443	5,443	97.3
	D	3,464	3,448	3,755	5,169	55.8	5,092	5,139	4,365	6,730	63.9	3,064	3,041	3,538	3,608	69.4
품질 별	1*	9,266	8,870	8,878	9,436	149.4	9,276	8,900	8,878	9,436	116.4	6,000	6,000	-	-	136.0
	1	9,309	8,661	10,369	9,949	150.1	9,367	8,720	10,411	9,999	117.5	6,717	6,517	7,017	6,966	152.2
	2	8,312	7,851	9,347	8,837	134.0	8,509	7,997	9,609	9,220	106.7	6,198	5,759	6,362	6,600	140.5
	3	5,626	6,163	5,461	6,265	90.7	7,356	6,986	7,628	7,811	92.3	5,008	4,752	5,004	5,564	113.5
육량 별	A	9,519	8,274	9,714	9,286	153.5	9,532	8,330	9,717	9,306	119.6	6,532	5,899	5,999	6,921	148.1
	B	8,312	7,851	9,347	8,837	134.0	8,509	7,997	9,609	9,220	106.7	6,198	5,759	6,362	6,600	140.5
	C	7,028	6,941	7,704	7,270	113.3	7,252	7,170	7,940	7,476	91.0	5,564	5,250	6,370	6,250	126.1

Period : 1996.01.01~12.31
Place : NACF Eumseong(Seoul) Slaughtering & Wholesale Center

(unit : won/kg, %)

육우 Beef					교잡 Cross bred cattle					Species	
평균 Average	암 Female	수 Male	거세 Castrated	가격비 Ratio	평균 Average	암 Female	수 Male	거세 Castrated	가격비 Ratio	Sex	
6,502	5,654	6,953	-	100.0	6,217	6,135	6,387	7,292	100.0	Total	Auction price by grade
-	-	-	-	-	8,067	8,067	-	-	129.8	A - 1	
8,666	-	8,666	-	133.3	7,944	7,145	8,344	-	127.8	A - 2	
8,404	-	8,404	-	129.2	6,400	6,170	6,449	-	102.9	A - 3	
-	-	-	-	-	7,912	7,790	8,586	8,451	127.3	B - 1	
-	-	-	-	-	7,186	7,118	7,480	-	115.6	B - 2	
7,658	7,520	7,671	-	117.8	6,300	6,243	6,389	6,214	101.3	B - 3	
-	-	-	-	-	7,184	7,206	-	7,057	115.6	C - 1	
7,915	7,455	8,374	-	121.7	6,675	6,670	-	6,925	107.4	C - 2	
4,166	4,441	3,890	-	64.1	5,707	5,699	5,361	6,889	91.8	C - 3	
5,038	5,326	4,621	-	77.5	4,438	4,468	4,215	-	71.4	D	
-	-	-	-	-	7,912	7,790	8,586	8,451	127.3	1	By quality grade
-	-	-	-	-	7,186	7,118	7,480	-	115.6	2	
7,658	7,520	7,671	-	117.8	6,300	6,243	6,389	6,214	101.3	3	
8,666	-	8,666	-	133.3	7,944	7,145	8,344	-	127.8	A	By yield grade
-	-	-	-	-	7,186	7,118	7,480	-	115.6	B	
7,915	7,455	8,374	-	121.7	6,675	6,670	-	6,925	107.4	C	

Period : 1997.01.01~12.31
Place : NACF Eumseong(Seoul) Slaughtering & Wholesale Center

(unit : won/kg, %)

육우 Beef					교잡 Cross bred cattle					Species	
평균 Average	암 Female	수 Male	거세 Castrated	가격비 Ratio	평균 Average	암 Female	수 Male	거세 Castrated	가격비 Ratio	Sex	
4,499	4,379	4,774	4,127	100.0	5,203	5,174	5,222	6,319	100.0	Average 1 ⁺⁺ A	Auction price by grade
-	-	-	-	-	-	-	-	-	-	A - 1	
-	-	-	-	-	6,700	6,700	-	-	128.8	A - 2	
-	-	-	-	-	6,610	6,610	-	-	127.0	A - 3	
4,688	-	4,688	-	104.2	5,131	5,175	5,103	5,321	98.6	B1 ⁺	
-	-	-	-	-	-	-	-	-	-	B - 1	
6,665	6,665	-	-	148.1	6,784	6,675	-	8,093	130.4	B - 2	
-	-	-	-	-	6,258	6,234	6,581	6,519	120.3	B - 3	
4,633	4,633	4,802	4,127	103.0	5,244	5,240	5,250	5,711	100.8	C1 ⁺	
-	-	-	-	-	-	-	-	-	-	C - 1	
-	-	-	-	-	6,109	6,076	4,999	6,426	117.4	C - 2	
-	-	-	-	-	5,856	5,822	5,899	6,267	112.6	C - 3	
-	-	-	-	-	5,017	4,994	5,141	5,703	96.4	D	
2,854	2,854	-	-	63.4	3,655	3,635	4,200	-	70.2	1 ⁺	By quality grade
-	-	-	-	-	-	-	-	-	-	1	
6,665	6,665	-	-	148.1	6,784	6,675	-	8,093	130.4	2	
-	-	-	-	-	6,258	6,234	6,581	6,519	120.3	3	By yield grade
4,633	4,633	4,802	4,127	103.0	5,244	5,240	5,250	5,711	100.8	A	
-	-	-	-	-	6,610	6,610	-	-	127.0	B	
-	-	-	-	-	6,258	6,234	6,581	6,519	120.3	C	
-	-	-	-	-	5,856	5,822	5,899	6,267	112.6		

연도별, 품종별, 성별, 등급별 경락가격(농협음성(서울)축산물공판장)

판정기간 : 1998.01.01~12.31
판정장소 : 농협음성(서울)축산물공판장

Period : 1998.01.01~12.31
Place : NACF Eumseong(Seoul) Slaughtering & Wholesale Center

(단위 : 원/kg, %)

(unit : won/kg, %)

품 종 Species		전 체 Total					한 우 Hanwoo					젖 소 Dairy cattle		육 우 Beef				
성 별 Sex		평균 Average	암 Female	수 Male	거세 Castrated	가격비 Ratio	평균 Average	암 Female	수 Male	거세 Castrated	가격비 Ratio	암 Female	가격비 Ratio	평균 Average	암 Female	수 Male	거세 Castrated	가격비 Ratio
Auction price by grade 인 품 계 가 적	평균 Ave	6,130	5,434	5,739	7,463	100.0	7,069	6,778	6,531	7,800	100.0	3,272	100.0	4,907	4,746	4,874	5,220	100.0
	1**A	-	-	-	-	-	-	-	-	-	-	-	-	-	-	-	-	-
	1**B	-	-	-	-	-	-	-	-	-	-	-	-	-	-	-	-	-
	1**C	-	-	-	-	-	-	-	-	-	-	-	-	-	-	-	-	-
	1*A	8,832	8,723	9,036	8,838	144.1	8,832	8,723	9,036	8,838	124.9	-	-	-	-	-	-	-
	1*B	8,515	8,287	8,842	8,571	138.9	8,530	8,312	8,842	8,583	120.7	5,948	181.8	6,778	6,863	-	6,748	138.1
	1*C	7,183	7,276	7,695	7,158	117.2	7,198	7,310	7,695	7,169	101.8	-	-	5,977	5,633	-	6,137	121.8
	1A	8,489	8,271	8,588	8,501	138.5	8,490	8,284	8,588	8,501	120.1	-	-	5,699	5,699	-	-	116.1
	1B	8,129	7,839	8,392	8,233	132.6	8,180	7,882	8,392	8,290	115.7	6,368	194.6	6,200	6,023	-	6,248	126.4
	1C	6,861	6,888	7,116	6,848	111.9	6,897	6,952	7,116	6,876	97.6	5,158	157.6	5,738	5,684	-	5,761	116.9
	2A	7,850	7,419	7,918	7,892	128.1	7,869	7,443	7,939	7,907	111.3	5,980	182.8	5,746	5,549	5,969	5,589	117.1
	2B	7,413	7,112	7,750	7,600	120.9	7,575	7,204	7,862	7,844	107.2	5,328	162.8	5,761	5,497	6,155	5,800	117.4
	2C	6,537	6,618	6,769	6,442	106.6	6,624	6,723	6,858	6,512	93.7	5,059	154.6	5,554	5,632	5,530	5,493	113.2
	3A	5,979	6,219	5,947	6,410	97.5	6,404	6,449	6,389	6,576	90.6	4,508	137.8	4,966	4,818	4,967	4,993	101.2
	3B	5,378	5,771	5,154	5,635	87.7	6,274	6,235	6,243	6,427	88.8	4,417	135.0	4,886	4,808	4,868	5,025	99.6
	3C	5,046	5,159	4,430	5,637	82.3	5,856	5,860	5,657	5,943	82.8	4,061	124.1	4,327	4,513	4,115	4,648	88.2
	D	3,389	3,373	3,712	4,315	55.3	4,850	4,941	3,909	5,389	68.6	3,144	96.1	3,670	3,693	3,651	4,100	74.8
By quality grade 의 계 계	1**	-	-	-	-	-	-	-	-	-	-	-	-	-	-	-	-	-
	1*	8,396	8,146	8,825	8,443	137.0	8,409	8,172	8,825	8,453	119.0	5,948	181.8	6,508	6,386	-	6,554	132.6
	1	8,039	7,738	8,412	8,110	131.1	8,079	7,786	8,412	8,149	114.3	6,054	185.0	6,102	5,925	-	6,157	124.4
	2	7,426	7,048	7,837	7,557	121.1	7,545	7,141	7,892	7,711	106.7	5,237	160.1	5,734	5,531	6,083	5,765	116.9
	3	5,654	5,696	5,620	5,835	92.2	6,342	6,201	6,361	6,459	89.7	4,291	131.1	4,892	4,752	4,890	5,014	99.7
By yield grade 의 계 계	A	6,513	7,164	6,076	7,918	106.2	6,962	7,312	6,532	7,988	98.5	4,700	143.6	4,970	4,888	4,969	5,048	101.3
	B	6,389	6,586	5,303	7,393	104.2	7,352	6,961	6,604	7,921	104.0	4,534	138.6	4,940	4,905	4,874	5,229	100.7
	C	6,183	5,976	4,739	6,668	100.9	6,624	6,491	6,181	6,752	93.7	4,165	127.3	4,552	4,694	4,126	5,242	92.8

주) 1998년부터 품종구분이 재분류됨
젖소 : 젖소암(경산우), 육우 : 젖소암(미경산우), 젖소 수, 교잡우, 수입생우

Note) Dairy heifer, male dairy cattle and crossbred cattle have been included in beef cattle and the price of dairy cattle is only that of cow since 1998

연도별, 품종별, 성별, 등급별 경락가격(농협음성(서울)축산물공판장)

판정기간 : 1999.01.01~12.31
판정장소 : 농협음성(서울)축산물공판장

Period : 1999.01.01~12.31
Place : NACF Eumseong(Seoul) Slaughtering & Wholesale Center

(단위 : 원/kg, %)

(unit : won/kg, %)

품 종 Species		전 체 Total					한 우 Hanwoo					젖 소 Dairy cattle					육 우 Beef				
성 별 Sex		평균 Average	암 Female	수 Male	거세 Castrated	가격비 Ratio	평균 Average	암 Female	수 Male	거세 Castrated	가격비 Ratio	암 Female	가격비 Ratio	평균 Average	암 Female	수 Male	거세 Castrated	가격비 Ratio			
Auction price by grade 인 미 전 가 작	평균 Ave	7,774	7,732	6,939	9,429	100.0	8,962	8,912	8,223	9,708	100.0	4,134	100.0	5,976	6,116	5,906	6,663	100.0			
	1**A	-	-	-	-	-	-	-	-	-	-	-	-	-	-	-	-	-			
	1**B	-	-	-	-	-	-	-	-	-	-	-	-	-	-	-	-	-			
	1**C	-	-	-	-	-	-	-	-	-	-	-	-	-	-	-	-	-			
	1*A	11,008	10,879	10,589	11,035	141.6	11,011	10,891	10,589	11,036	122.9	-	-	9,706	8,912	-	10,429	162.4			
	1*B	10,300	10,313	9,228	10,296	132.5	10,311	10,331	9,228	10,304	115.1	-	-	7,901	8,207	-	7,227	132.2			
	1*C	9,465	9,431	-	9,493	121.8	9,465	9,427	-	9,495	105.6	-	-	9,506	10,269	-	8,799	159.1			
	1A	10,296	10,299	9,819	10,320	132.4	10,296	10,299	9,819	10,320	114.9	-	-	10,211	-	-	10,211	170.9			
	1B	9,839	9,846	9,069	9,847	126.6	9,871	9,882	9,092	9,874	110.1	6,156	148.9	8,067	7,988	8,782	8,082	135.0			
	1C	9,006	9,051	9,179	8,966	115.8	9,045	9,126	9,179	8,974	100.9	6,992	169.1	7,352	7,250	-	7,649	123.0			
	2A	9,322	9,347	9,108	9,429	119.9	9,343	9,355	9,138	9,450	104.3	-	-	7,649	7,122	7,664	7,698	128.0			
	2B	8,943	8,930	8,592	9,027	115.0	9,044	9,004	8,850	9,148	100.9	6,536	158.1	7,477	7,370	7,540	7,532	125.1			
	2C	8,410	8,386	7,905	8,506	108.2	8,493	8,479	8,011	8,555	94.8	6,156	148.9	7,028	7,081	6,994	6,919	117.6			
	3A	7,202	8,214	7,115	8,078	92.6	8,142	8,378	8,099	8,466	90.9	6,214	150.3	6,008	6,222	5,993	6,564	100.5			
	3B	6,693	7,548	6,182	7,197	86.1	8,120	8,064	8,110	8,452	90.6	5,303	128.3	5,935	6,029	5,859	6,445	99.3			
	3C	6,290	6,576	5,362	7,167	80.9	7,574	7,632	6,896	7,911	84.5	4,854	117.4	5,183	5,490	4,997	5,471	86.7			
	D	4,337	4,326	4,503	5,107	55.8	6,278	6,359	5,649	6,334	70.1	3,983	96.3	4,067	4,257	4,005	3,151	68.1			
By quality grade 인 미 전	1**	-	-	-	-	-	-	-	-	-	-	-	-	-	-	-	-	-			
	1*	10,500	10,307	10,144	10,589	135.1	10,508	10,320	10,144	10,593	117.3	-	-	8,423	8,461	-	8,360	140.9			
	1	9,937	9,855	9,619	10,000	127.8	9,960	9,891	9,635	10,015	111.1	6,641	160.6	8,010	7,867	8,782	8,100	134.0			
	2	9,043	8,932	8,982	9,196	116.3	9,117	9,000	9,075	9,269	101.7	6,400	154.8	7,475	7,334	7,566	7,533	125.1			
	3	6,972	7,467	6,813	7,566	89.7	8,114	8,055	8,094	8,446	90.5	5,077	122.8	5,953	5,952	5,917	6,454	99.6			
By yield grade 인 미 전	A	8,056	9,436	7,266	9,804	103.6	8,946	9,504	8,240	9,918	99.8	6,214	150.3	6,021	6,356	5,998	6,727	100.8			
	B	8,069	8,717	6,312	9,138	103.8	9,152	9,015	8,296	9,584	102.1	5,490	132.8	6,020	6,321	5,879	6,666	100.7			
	C	7,822	7,794	5,456	8,839	100.6	8,545	8,422	7,084	8,928	95.3	5,000	120.9	5,333	5,726	5,005	6,126	89.2			

주) 1998년부터 품종구분이 재분류됨
젓소 : 젓소암(경산우), 육우 : 젓소암(미경산우), 젓소 수, 교잡우, 수입생우

Note) Dairy heifer, male dairy cattle and crossbred cattle have been included in beef cattle and the price of dairy cattle is only that of cow since 1998

연도별, 품종별, 성별, 등급별 경락가격(농협음성(서울)축산물공판장)

판정기간 : 2000.01.01~12.31
판정장소 : 농협음성(서울)축산물공판장

Period : 2000.01.01~12.31
Place : NACF Eumseong(Seoul) Slaughtering & Wholesale Center

(단위 : 원/kg, %)

(unit : won/kg, %)

품종 Species		전 체 Total					한 우 Hanwoo					젖 소 Dairy cattle		육 우 Beef				
성 별 Sex		평균 Average	암 Female	수 Male	거세 Castrated	가격비 Ratio	평균 Average	암 Female	수 Male	거세 Castrated	가격비 Ratio	암 Female	가격비 Ratio	평균 Average	암 Female	수 Male	거세 Castrated	가격비 Ratio
Auction price by grade 가 격 판	평균 Ave	8,112	8,333	7,260	10,047	100.0	9,670	10,001	8,752	10,900	100.0	3,245	100.0	5,638	5,944	5,491	6,420	100.0
	1**A	-	-	-	-	-	-	-	-	-	-	-	-	-	-	-	-	-
	1**B	-	-	-	-	-	-	-	-	-	-	-	-	-	-	-	-	-
	1**C	-	-	-	-	-	-	-	-	-	-	-	-	-	-	-	-	-
	1*A	13,007	12,410	13,049	13,167	160.3	13,007	12,410	13,049	13,167	134.5	-	-	-	-	-	-	-
	1*B	12,187	11,999	11,502	12,324	150.2	12,198	12,015	11,502	12,330	126.1	-	-	8,846	8,654	-	9,218	156.9
	1*C	10,872	10,768	10,368	10,946	134.0	10,872	10,768	10,368	10,946	112.4	-	-	-	-	-	-	-
	1A	11,938	11,478	11,817	12,111	147.2	11,941	11,478	11,850	12,113	123.5	-	-	8,091	-	6,399	9,570	143.5
	1B	11,191	11,069	11,089	11,315	138.0	11,235	11,126	11,155	11,346	116.2	6,799	209.5	8,457	8,161	9,030	8,839	150.0
	1C	9,949	9,954	9,877	9,946	122.6	9,962	9,982	9,877	9,949	103.0	-	-	8,160	8,096	-	8,599	144.7
	2A	10,534	10,409	10,404	10,731	129.9	10,570	10,432	10,445	10,767	109.3	-	-	7,868	7,717	7,555	8,227	139.6
	2B	9,960	10,045	9,638	9,908	122.8	10,141	10,182	9,822	10,148	104.9	6,738	207.6	7,786	7,368	7,811	8,016	138.1
	2C	9,065	9,076	8,547	9,078	111.7	9,151	9,205	8,597	9,111	94.6	5,976	184.2	6,703	6,534	5,902	7,114	118.9
	3A	7,455	8,705	7,411	7,875	91.9	8,589	9,081	8,555	9,094	88.8	5,431	167.4	5,613	5,962	5,592	6,098	99.6
	3B	6,574	7,900	6,075	6,728	81.0	8,623	8,856	8,338	8,742	89.2	4,790	147.6	5,627	5,794	5,434	6,220	99.8
	3C	5,940	6,427	4,713	6,912	73.2	7,786	7,936	6,934	7,847	80.5	4,053	124.9	4,309	4,505	4,095	5,373	76.4
	D	3,398	3,367	3,885	3,893	41.9	5,629	5,603	5,879	4,623	58.2	3,093	95.3	3,237	3,472	3,182	3,245	57.4
By quality grade 가 질 판	1**	-	-	-	-	-	-	-	-	-	-	-	-	-	-	-	-	-
	1*	12,198	11,830	12,175	12,402	150.4	12,204	11,839	12,175	12,405	126.2	-	-	8,846	8,654	-	9,218	156.9
	1	11,258	10,997	11,482	11,433	138.8	11,287	11,041	11,530	11,450	116.7	6,799	209.5	8,421	8,152	8,415	8,857	149.4
	2	10,071	9,974	10,199	10,117	124.1	10,193	10,092	10,283	10,264	105.4	6,391	196.9	7,740	7,297	7,713	8,007	137.3
	3	7,119	7,740	7,049	7,046	87.8	8,574	8,753	8,524	8,864	88.7	4,357	134.3	5,590	5,653	5,502	6,185	99.1
By yield grade 가 량 판	A	8,282	10,403	7,629	10,938	102.1	9,416	10,551	8,772	11,372	97.4	5,431	167.4	5,627	6,157	5,597	6,237	99.8
	B	8,512	9,737	6,341	9,583	104.9	10,211	10,231	8,740	10,821	105.6	5,016	154.6	5,755	6,167	5,454	6,475	102.1
	C	8,524	8,451	5,091	9,612	105.1	9,396	9,235	7,547	9,752	97.2	4,180	128.8	4,502	4,958	4,098	5,727	79.9

주) 1998년부터 품종구분이 재분류됨
젖소 : 젖소암(경산우), 육우 : 젖소암(미경산우), 젖소 수, 교잡우, 수입생우

(Note) Dairy heifer, male dairy cattle and crossbred cattle have been included in beef cattle and the price of dairy cattle is only that of cow since 1998

연도별, 품종별, 성별, 등급별 경락가격(농협음성(서울)축산물공판장)

판정기간 : 2001.01.01~12.31
판정장소 : 농협음성(서울)축산물공판장

Period : 2001.01.01~12.31
Place : NACF Eumseong(Seoul) Slaughtering & Wholesale Center

(단위 : 원/kg, %)

(unit : won/kg, %)

품종 Species		전체 Total					한우 Hanwoo					젖소 Dairy cattle					육우 Beef				
성별 Sex		평균 Average	암 Female	수 Male	거세 Castrated	가격비 Ratio	평균 Average	암 Female	수 Male	거세 Castrated	가격비 Ratio	암 Female	가격비 Ratio	평균 Average	암 Female	수 Male	거세 Castrated	가격비 Ratio			
Auction price by grade 인 터 넷 가 격	평균 Ave	9,063	7,791	7,663	11,093	100.0	11,834	11,375	10,460	12,942	100.0	3,635	100.0	6,187	6,367	5,477	7,422	100.0			
	1**A	-	-	-	-	-	-	-	-	-	-	-	-	-	-	-	-	-			
	1**B	-	-	-	-	-	-	-	-	-	-	-	-	-	-	-	-	-			
	1**C	-	-	-	-	-	-	-	-	-	-	-	-	-	-	-	-	-			
	1*A	14,539	13,515	12,740	14,657	160.4	14,550	13,515	12,740	14,669	123.0	-	-	10,036	-	-	10,036	162.2			
	1*B	13,814	13,253	12,707	14,029	152.4	13,865	13,311	12,707	14,077	117.2	11,199	308.1	11,806	10,929	-	12,119	190.8			
	1*C	12,978	12,489	12,815	13,129	143.2	12,996	12,541	12,815	13,134	109.8	-	-	11,120	10,120	-	12,238	179.7			
	1A	13,491	12,501	12,410	13,665	148.9	13,521	12,549	12,461	13,691	114.3	-	-	10,514	10,084	7,537	10,817	169.9			
	1B	12,908	12,060	11,892	13,215	142.4	13,110	12,306	12,396	13,393	110.8	8,713	239.7	10,250	9,041	8,947	10,707	165.7			
	1C	12,056	11,333	10,918	12,268	133.0	12,132	11,541	10,918	12,303	102.5	-	-	8,850	6,977	-	10,274	143.0			
	2A	12,077	11,252	11,172	12,600	133.3	12,327	11,526	11,370	12,887	104.2	5,403	148.6	8,495	7,255	7,146	9,015	137.3			
	2B	11,189	10,831	10,509	11,384	123.5	12,113	11,582	11,210	12,441	102.4	6,615	182.0	8,699	7,655	7,178	8,975	140.6			
	2C	10,760	10,002	10,293	11,150	118.7	11,043	10,435	10,549	11,352	93.3	5,365	147.6	8,320	7,050	6,355	8,828	134.5			
	3A	7,905	9,063	7,790	8,702	87.2	10,424	10,234	10,263	12,001	88.1	6,269	172.5	5,677	5,343	5,545	6,584	91.8			
	3B	6,990	7,580	6,269	7,629	77.1	10,779	10,116	10,448	11,719	91.1	5,150	141.7	6,128	5,840	5,389	6,945	99.0			
	3C	6,583	6,589	5,039	8,029	72.6	9,743	9,394	8,548	10,773	82.3	4,250	116.9	5,178	4,630	4,381	6,442	83.7			
	D	3,765	3,750	4,207	4,130	41.5	7,435	7,539	7,184	5,268	62.8	3,472	95.5	3,375	3,551	3,352	3,070	54.5			
By quality grade 의 질 별 가 격	1**	-	-	-	-	-	-	-	-	-	-	-	-	-	-	-	-	-			
	1*	13,899	13,139	12,743	14,106	153.4	13,933	13,189	12,743	14,135	117.7	11,199	308.1	11,638	10,759	-	11,978	188.1			
	1	12,962	12,010	12,178	13,229	143.0	13,094	12,219	12,386	13,334	110.6	8,713	239.7	10,159	8,819	8,790	10,688	164.2			
	2	11,461	10,743	10,984	11,772	126.5	12,077	11,360	11,318	12,488	102.1	6,222	171.2	8,654	7,579	7,154	8,974	139.9			
	3	7,520	7,523	7,378	7,947	83.0	10,474	9,992	10,274	11,796	88.5	4,786	131.7	5,878	5,644	5,471	6,849	95.0			
By yield grade 의 포 도 별 가 격	A	9,279	11,277	8,064	11,994	102.4	11,557	11,778	10,437	13,270	97.7	6,078	167.2	5,766	6,156	5,556	6,964	93.2			
	B	9,505	10,357	6,650	10,539	104.9	12,369	11,763	10,725	12,933	104.5	5,574	153.3	6,617	6,627	5,426	7,553	107.0			
	C	10,319	9,348	5,689	11,464	113.9	11,606	10,795	9,529	12,040	98.1	4,396	120.9	5,802	5,369	4,396	7,250	93.8			

주) 1998년부터 품종구분이 재분류됨
젖소 : 젖소암(경산우), 육우 : 젖소암(미경산우), 젖소 수, 교잡우, 수입생우

Note) Dairy heifer, male dairy cattle and crossbred cattle have been included in beef cattle and the price of dairy cattle is only that of cow since 1998

연도별, 품종별, 성별, 등급별 경락가격(농협음성(서울)축산물공판장)

판정기간 : 2002.01.01~12.31
판정장소 : 농협음성(서울)축산물공판장

Period : 2002.01.01~12.31
Place : NACF Eumseong(Seoul) Slaughtering & Wholesale Center

(단위 : 원/kg, %)

(unit : won/kg, %)

품종 Species		전체 Total					한우 Hanwoo					젖소 Dairy cattle		육우 Beef				
성별 Sex		평균 Average	암 Female	수 Male	거세 Castrated	가격비 Ratio	평균 Average	암 Female	수 Male	거세 Castrated	가격비 Ratio	암 Female	가격비 Ratio	평균 Average	암 Female	수 Male	거세 Castrated	가격비 Ratio
Auction price by grade 입찰 등급별 가격	평균 Ave	10,025	6,672	9,117	11,246	100.0	13,423	13,236	12,493	13,676	100.0	3,092	100.0	6,987	6,415	6,098	7,418	100.0
	1**A	-	-	-	-	-	-	-	-	-	-	-	-	-	-	-	-	-
	1**B	-	-	-	-	-	-	-	-	-	-	-	-	-	-	-	-	-
	1**C	-	-	-	-	-	-	-	-	-	-	-	-	-	-	-	-	-
	1*A	15,365	16,139	15,321	15,317	153.3	15,385	16,180	15,321	15,335	114.6	-	-	11,193	10,558	-	11,257	160.2
	1*B	14,616	15,417	13,318	14,487	145.8	14,801	15,743	13,318	14,651	110.3	9,042	292.4	10,903	9,836	-	11,089	156.0
	1*C	13,746	14,236	12,736	13,662	137.1	13,820	14,432	12,736	13,717	103.0	-	-	9,950	9,179	-	10,268	142.4
	1A	14,488	15,039	14,424	14,458	144.5	14,573	15,039	14,424	14,549	108.6	-	-	9,851	-	-	9,851	141.0
	1B	13,485	13,880	13,548	13,428	134.5	14,058	14,945	13,548	13,941	104.7	6,848	221.5	9,834	8,854	-	9,987	140.7
	1C	12,685	12,628	11,763	12,695	126.5	12,892	13,345	13,102	12,842	96.0	6,564	212.3	8,726	8,328	7,123	8,885	124.9
	2A	13,114	13,226	13,326	13,072	130.8	13,697	13,600	13,464	13,745	102.0	5,637	182.3	8,222	7,638	7,535	8,257	117.7
	2B	11,123	11,491	11,899	11,045	111.0	13,064	13,327	12,527	13,046	97.3	5,875	190.0	8,194	7,532	7,802	8,248	117.3
	2C	11,148	10,669	11,107	11,263	111.2	12,051	12,268	11,217	12,022	89.8	5,741	185.7	7,340	6,921	9,647	7,427	105.1
	3A	9,321	8,706	9,413	9,083	93.0	12,464	11,596	12,412	12,741	92.9	5,545	179.3	6,415	6,059	6,185	6,946	91.8
	3B	7,358	6,754	7,156	7,518	73.4	12,047	11,332	11,865	12,402	89.7	4,373	141.4	6,687	5,898	6,068	6,937	95.7
	3C	6,368	5,436	5,553	7,644	63.5	10,590	9,802	10,083	11,265	78.9	3,780	122.3	5,218	4,702	4,520	5,737	74.7
	D	2,981	2,978	3,052	3,335	29.7	5,793	5,828	4,535	6,128	43.2	2,882	93.2	2,999	3,202	2,787	2,956	42.9
By quality grade 품질 등급별	1**	-	-	-	-	-	-	-	-	-	-	-	-	-	-	-	-	-
	1*	14,728	15,287	14,313	14,656	146.9	14,841	15,534	14,313	14,754	110.6	9,042	292.4	10,809	9,722	-	11,019	154.7
	1	13,678	13,872	14,013	13,652	136.4	14,047	14,702	14,083	13,977	104.6	6,772	219.0	9,746	8,782	7,123	9,899	139.5
	2	11,735	11,588	12,862	11,674	117.1	13,177	13,174	13,161	13,179	98.2	5,828	188.5	8,140	7,426	7,787	8,201	116.5
	3	8,158	6,603	8,749	7,872	81.4	12,283	11,040	12,331	12,479	91.5	4,157	134.4	6,553	5,791	6,100	6,903	93.8
By yield grade 등급별	A	11,514	13,132	9,765	12,778	114.9	13,641	14,224	12,588	14,177	101.6	5,573	180.2	6,608	6,358	6,191	7,320	94.6
	B	10,144	10,430	7,644	10,446	101.2	13,526	13,824	12,134	13,575	100.8	4,713	152.4	7,208	6,614	6,096	7,480	103.2
	C	11,005	9,252	6,396	11,764	109.8	12,620	12,528	10,744	12,675	94.0	4,077	131.9	6,242	5,973	4,596	6,758	89.3

주) 1998년부터 품종구분이 재분류됨
젖소 : 젖소암(경산우), 육우 : 젖소암(미경산우), 젖소 수, 교잡우, 수입생우

Note) Dairy heifer, male dairy cattle and crossbred cattle have been included in beef cattle and the price of dairy cattle is only that of cow since 1998

연도별, 품종별, 성별, 등급별 경락가격(농협음성(서울)축산물공판장)

판정기간 : 2003.01.01~12.31
판정장소 : 농협음성(서울)축산물공판장

Period : 2003.01.01~12.31
Place : NACF Eumseong(Seoul) Slaughtering & Wholesale Center

(단위 : 원/kg, %)

(unit : won/kg, %)

품 종 Species		전 체 Total					한 우 Hanwoo					젖 소 Dairy cattle					육 우 Beef				
성 별 Sex		평균 Average	암 Female	수 Male	거세 Castrated	가격비 Ratio	평균 Average	암 Female	수 Male	거세 Castrated	가격비 Ratio	암 Female	가격비 Ratio	평균 Average	암 Female	수 Male	거세 Castrated	가격비 Ratio			
Auction price by grade	평균 Ave	9,504	5,811	9,648	10,590	100.0	14,536	14,518	12,792	16,001	100.0	3,196	100.0	6,280	5,766	5,091	6,842	100.0			
	1**A	-	-	-	-	-	-	-	-	-	-	-	-	-	-	-	-	-	-	-	-
	1**B	-	-	-	-	-	-	-	-	-	-	-	-	-	-	-	-	-	-	-	-
	1**C	-	-	-	-	-	-	-	-	-	-	-	-	-	-	-	-	-	-	-	-
	1*A	17,933	18,074	17,896	17,931	188.7	18,020	18,234	17,896	18,017	124.0	-	-	11,508	10,800	-	11,538	183.2			
	1*B	16,167	16,358	16,655	16,142	170.1	17,312	17,914	16,988	17,251	119.1	6,548	204.9	10,651	9,869	9,909	10,734	169.6			
	1*C	15,237	14,665	15,000	15,334	160.3	16,012	16,271	15,000	15,974	110.2	6,217	194.5	9,095	8,748	-	9,178	144.8			
	1A	16,910	16,584	16,931	16,921	177.9	17,158	17,039	16,931	17,193	118.0	-	-	10,078	9,634	-	10,107	160.5			
	1B	13,969	13,232	16,129	13,988	147.0	16,604	16,796	16,361	16,595	114.2	5,659	177.1	9,138	8,414	7,649	9,229	145.5			
	1C	12,980	10,966	14,100	13,302	136.6	15,154	15,167	14,100	15,157	104.3	5,501	172.1	7,870	7,505	-	7,940	125.3			
	2A	14,639	14,590	14,983	14,396	154.0	15,537	15,320	15,103	15,922	106.9	-	-	7,805	7,671	7,092	7,848	124.3			
	2B	9,907	9,465	13,841	9,712	104.2	15,117	15,052	14,529	15,248	104.0	5,016	156.9	7,383	6,770	7,001	7,455	117.6			
	2C	9,717	8,220	12,666	10,085	102.2	13,960	13,566	13,441	14,057	96.0	4,747	148.5	6,422	6,120	6,152	6,477	102.3			
	3A	9,505	6,983	9,685	8,169	100.0	12,274	12,102	12,243	12,874	84.4	3,750	117.3	5,333	5,194	5,121	6,248	84.9			
	3B	6,260	5,381	6,355	6,463	65.9	12,055	11,907	11,804	12,567	82.9	3,852	120.5	5,838	5,332	5,039	6,196	93.0			
	3C	5,043	4,272	5,440	6,127	53.1	10,650	9,718	9,996	11,598	73.3	3,649	114.2	5,116	4,647	4,449	5,420	81.5			
	D	2,834	2,828	3,258	3,397	29.8	5,203	5,245	5,094	4,251	35.8	2,773	86.8	2,776	2,551	2,695	3,246	44.2			
By quality grade	1**	-	-	-	-	-	-	-	-	-	-	-	-	-	-	-	-	-	-	-	-
	1*	16,428	15,826	17,375	16,476	172.9	17,213	17,315	17,513	17,200	118.4	6,326	197.9	10,338	9,465	9,909	10,451	164.6			
	1	14,505	12,850	16,621	14,577	152.6	16,496	16,404	16,702	16,490	113.5	5,549	173.6	8,893	8,164	7,649	8,993	141.6			
	2	11,009	9,313	14,665	10,617	115.8	15,128	14,649	14,945	15,264	104.1	4,842	151.5	7,261	6,635	6,987	7,336	115.6			
	3	7,609	5,024	8,923	6,656	80.1	12,210	11,212	12,201	12,595	84.0	3,727	116.6	5,648	5,212	5,077	6,138	89.9			
By yield grade	A	11,457	12,337	10,322	14,108	120.5	13,982	15,791	12,757	16,554	96.2	3,750	117.3	5,555	5,602	5,130	6,830	88.5			
	B	8,956	7,649	7,478	9,491	94.2	15,552	15,460	13,149	16,056	107.0	4,048	126.7	6,539	5,890	5,073	6,918	104.1			
	C	9,482	6,412	6,739	11,073	99.8	14,724	13,904	11,834	14,946	101.3	3,868	121.0	6,064	5,452	4,490	6,340	96.6			

주) 1998년부터 품종구분이 재분류됨
젖소 : 젖소암(경산우), 육우 : 젖소암(미경산우), 젖소 수, 교잡우, 수입생우

Note) Dairy heifer, male dairy cattle and crossbred cattle have been included in beef cattle and the price of dairy cattle is only that of cow since 1998

연도별, 품종별, 성별, 등급별 경락가격(농협음성(서울)축산물공판장)

판정기간 : 2004.01.01~12.31
판정장소 : 농협음성(서울)축산물공판장

Period : 2004.01.01~12.31
Place : NACF Eumseong(Seoul) Slaughtering & Wholesale Center

(단위 : 원/kg, %)

(unit : won/kg, %)

품종 Species		전체 Total					한우 Hanwoo					젖소 Dairy cattle					육우 Beef				
성별 Sex		평균 Average	암 Female	수 Male	거세 Castrated	가격비 Ratio	평균 Average	암 Female	수 Male	거세 Castrated	가격비 Ratio	암 Female	가격비 Ratio	평균 Average	암 Female	수 Male	거세 Castrated	가격비 Ratio			
Auction price by grade 입찰가별	평균 Ave	8,827	6,250	9,671	9,325	100.0	12,691	12,017	10,874	13,441	100.0	4,000	100.0	6,749	6,128	6,226	6,908	100.0			
	1**A	14,672	14,985	14,459	14,671	166.2	14,672	14,985	14,459	14,671	115.6	-	-	-	-	-	-	-			
	1**B	13,552	13,047	-	13,574	153.5	13,855	14,342	-	13,839	109.2	-	-	10,713	9,646	-	10,853	158.7			
	1**C	12,895	13,499	-	12,848	146.1	13,067	13,499	-	13,032	103.0	-	-	9,948	-	-	9,948	147.4			
	1*A	15,131	16,230	15,140	15,117	171.4	15,168	16,230	15,140	15,155	119.5	-	-	9,396	-	-	9,396	139.2			
	1*B	13,259	13,061	14,212	13,271	150.2	14,473	15,418	14,212	14,408	114.0	8,340	208.5	9,006	8,489	-	9,075	133.4			
	1*C	12,626	11,937	13,194	12,714	143.0	13,575	13,778	13,194	13,554	107.0	5,472	136.8	8,172	7,894	-	8,238	121.1			
	1A	14,154	13,947	14,254	14,153	160.3	14,238	14,758	14,254	14,228	112.2	-	-	8,646	7,446	-	8,830	128.1			
	1B	11,397	10,666	13,909	11,443	129.1	13,673	14,139	14,091	13,628	107.7	6,391	159.8	8,237	7,531	6,411	8,326	122.0			
	1C	11,017	9,671	12,719	11,223	124.8	12,641	12,665	12,719	12,638	99.6	5,254	131.4	7,616	7,229	-	7,708	112.8			
	2A	12,764	11,923	12,303	12,981	144.6	13,076	12,966	12,319	13,413	103.0	-	-	7,682	7,918	7,679	7,661	113.8			
	2B	8,772	8,178	11,283	8,783	99.4	12,677	12,588	11,857	12,764	99.9	5,406	135.2	7,239	6,631	6,355	7,322	107.3			
	2C	8,666	8,007	10,143	8,825	98.2	11,628	11,433	10,517	11,694	91.6	4,955	123.9	6,774	6,492	6,397	6,841	100.4			
	3A	9,914	8,857	10,069	9,112	112.3	10,699	10,591	10,609	11,546	84.3	-	-	6,488	6,635	6,414	6,588	96.1			
	3B	6,659	6,124	7,305	6,693	75.4	10,604	10,358	10,168	11,136	83.6	4,612	115.3	6,429	5,922	6,232	6,540	95.3			
	3C	5,942	5,253	6,102	6,500	67.3	9,361	8,634	8,662	10,211	73.8	4,363	109.1	6,002	5,499	5,554	6,258	88.9			
	D	3,858	3,851	3,980	4,407	43.7	5,386	5,355	4,693	6,356	42.4	3,802	95.1	3,822	3,790	3,803	3,899	56.6			
By quality grade 품질별	1**	13,657	13,361	14,459	13,668	154.7	13,861	13,927	14,459	13,858	109.2	-	-	10,528	9,646	-	10,613	156.0			
	1*	13,562	12,730	14,633	13,620	153.6	14,452	14,783	14,633	14,430	113.9	5,996	149.9	8,773	8,255	-	8,856	130.0			
	1	11,838	10,403	14,042	11,941	134.1	13,569	13,614	14,106	13,553	106.9	5,393	134.8	8,085	7,420	6,411	8,186	119.8			
	2	9,322	8,210	11,977	9,303	105.6	12,577	12,128	12,161	12,708	99.1	5,072	126.8	7,143	6,597	6,463	7,228	105.8			
	3	7,229	5,814	9,298	6,797	81.9	10,619	9,725	10,556	11,197	83.7	4,417	110.4	6,369	5,810	6,246	6,505	94.4			
By yield grade 등급별	A	11,786	11,983	10,379	13,272	133.5	12,438	13,429	10,883	14,057	98.0	-	-	6,667	7,129	6,418	6,913	98.8			
	B	8,378	7,341	7,951	8,573	94.9	13,208	12,938	10,928	13,465	104.1	4,744	118.6	6,817	6,222	6,235	6,948	101.0			
	C	8,645	6,722	6,885	9,402	97.9	12,416	11,603	9,898	12,598	97.8	4,447	111.2	6,508	5,960	5,569	6,722	96.4			

주) 1998년부터 품종구분이 재분류됨
젖소 : 젖소암(경산우), 육우 : 젖소암(미경산우), 젖소 수, 교잡우, 수입생우

Note) Dairy heifer, male dairy cattle and crossbred cattle have been included in beef cattle and the price of dairy cattle is only that of cow since 1998

연도별, 품종별, 성별, 등급별 경락가격(농협음성(서울)축산물공판장)

판정기간 : 2005.01.01~12.31
판정장소 : 농협음성(서울)축산물공판장

Period : 2005.01.01~12.31
Place : NACF Eumseong(Seoul) Slaughtering & Wholesale Center

(단위 : 원/kg, %)

(unit : won/kg, %)

품 종 Species		전 체 Total					한 우 Hanwoo					젖 소 Dairy cattle		육 우 Beef				
성 별 Sex		평균 Average	암 Female	수 Male	거세 Castrated	가격비 Ratio	평균 Average	암 Female	수 Male	거세 Castrated	가격비 Ratio	암 Female	가격비 Ratio	평균 Average	암 Female	수 Male	거세 Castrated	가격비 Ratio
Auction price by grade 인도 가격별	평균 Ave	11,482	7,903	9,735	12,415	100.0	14,430	12,993	12,531	14,767	100.0	4,850	100.0	8,811	8,010	7,300	9,222	100.0
	1**A	16,827	17,515	-	16,821	146.6	16,830	17,515	-	16,824	116.6	-	-	12,488	-	-	12,488	141.7
	1**B	16,082	15,961	10,222	16,091	140.1	16,232	16,653	-	16,212	112.5	9,369	193.2	12,023	11,496	10,222	12,161	136.5
	1**C	14,969	15,034	17,649	14,961	130.4	15,082	15,274	17,649	15,063	104.5	-	-	11,405	10,471	-	11,541	129.4
	1*A	15,795	15,652	15,275	15,798	137.6	15,827	15,769	15,275	15,829	109.7	-	-	11,283	11,320	-	11,281	128.1
	1*B	14,894	14,558	14,231	14,911	129.7	15,342	15,777	14,231	15,326	106.3	8,655	178.5	11,467	10,885	-	11,529	130.1
	1*C	14,144	13,472	16,899	14,192	123.2	14,444	14,343	16,899	14,449	100.1	9,000	185.6	10,764	10,521	-	10,820	122.2
	1A	14,998	13,874	14,910	15,026	130.6	15,104	14,046	14,989	15,130	104.7	-	-	10,685	10,524	10,216	10,702	121.3
	1B	13,397	12,679	13,808	13,460	116.7	14,619	14,284	14,029	14,651	101.3	8,118	167.4	10,681	9,974	11,185	10,753	121.2
	1C	13,039	12,126	14,401	13,177	113.6	13,803	13,449	14,401	13,847	95.7	8,190	168.9	9,936	9,503	-	10,044	112.8
	2A	13,486	11,700	13,565	13,529	117.5	14,011	12,828	13,689	14,109	97.1	6,872	141.7	9,533	8,813	8,724	9,609	108.2
	2B	10,997	10,044	12,054	11,087	95.8	13,610	12,947	13,029	13,701	94.3	7,079	146.0	9,619	8,852	8,759	9,712	109.2
	2C	11,298	9,721	10,961	11,593	98.4	12,977	12,131	12,629	13,078	89.9	7,064	145.6	9,141	8,587	7,921	9,273	103.7
	3A	10,416	8,894	10,518	10,174	90.7	12,422	11,259	12,369	12,832	86.1	6,780	139.8	7,702	7,516	7,444	8,341	87.4
	3B	8,445	7,752	7,953	8,727	73.5	12,035	11,087	11,899	12,516	83.4	6,009	123.9	8,136	7,423	7,269	8,484	92.3
	3C	7,841	7,156	6,867	8,631	68.3	10,910	10,178	9,678	11,951	75.6	5,838	120.4	7,427	6,790	6,221	7,972	84.3
	D	4,736	4,727	4,950	5,218	41.2	7,343	7,447	6,449	6,815	50.9	4,612	95.1	4,729	4,944	4,278	4,739	53.7
By quality grade 품질 등급	1**	16,116	15,752	13,871	16,133	140.4	16,220	16,238	17,649	16,219	112.4	9,369	193.2	11,886	11,316	10,222	12,015	134.9
	1*	15,009	14,322	14,818	15,039	130.7	15,328	15,356	14,818	15,328	106.2	8,746	180.3	11,337	10,780	-	11,407	128.7
	1	13,687	12,577	14,521	13,774	119.2	14,595	13,992	14,662	14,638	101.1	8,156	168.2	10,560	9,840	10,913	10,648	119.9
	2	11,450	10,035	13,059	11,543	99.7	13,610	12,706	13,505	13,693	94.3	7,069	145.8	9,557	8,797	8,695	9,658	108.5
	3	8,838	7,614	9,365	8,842	77.0	12,187	10,751	12,267	12,548	84.5	5,904	121.7	8,023	7,300	7,291	8,436	91.1
By yield grade 수율 등급	A	13,475	11,870	10,892	14,649	117.4	14,612	13,657	12,625	15,273	101.3	6,810	140.4	8,045	7,968	7,455	8,930	91.3
	B	11,298	9,747	8,299	11,755	98.4	14,611	13,715	12,327	14,775	101.3	6,377	131.5	8,942	8,131	7,301	9,272	101.5
	C	11,789	9,308	7,246	12,494	102.7	13,747	12,597	10,614	13,922	95.3	6,128	126.4	8,568	7,753	6,263	9,005	97.2

주) 1998년부터 품종구분은 재분류됨
젖소 : 젖소암(경산우), 육우 : 젖소암(미경산우), 젖소 수, 교잡우, 수입생우

Note) Dairy heifer, male dairy cattle and crossbred cattle have been included in beef cattle and the price of dairy cattle is only that of cow since 1998

연도별, 품종별, 성별, 등급별 경락가격(농협음성(서울)축산물공판장)

판정기간 : 2006.01.01~12.31
판정장소 : 농협음성(서울)축산물공판장

Period : 2006.01.01~12.31
Place : NACF Eumseong(Seoul) Slaughtering & Wholesale Center

(단위 : 원/kg, %)

(unit : won/kg, %)

품종 Species		전체 Total					한우 Hanwoo					젖소 Dairy cattle		육우 Beef				
성별 Sex		평균 Average	암 Female	수 Male	거세 Castrated	가격비 Ratio	평균 Average	암 Female	수 Male	거세 Castrated	가격비 Ratio	암 Female	가격비 Ratio	평균 Average	암 Female	수 Male	거세 Castrated	가격비 Ratio
Auction price by grade 입찰등급별가격	평균 Ave	11,783	8,643	10,307	12,781	100.0	14,754	12,913	11,401	15,862	100.0	4,681	100.0	8,684	7,989	6,932	8,976	100.0
	1**A	19,415	18,475	-	19,423	164.8	19,430	18,821	-	19,434	131.7	-	-	14,547	15,005	-	14,402	167.5
	1**B	18,427	18,116	-	18,455	156.4	18,570	18,321	-	18,592	125.9	-	-	13,442	12,424	-	13,558	154.8
	1**C	17,211	16,570	-	17,293	146.1	17,304	16,767	-	17,371	117.3	-	-	12,530	12,007	-	12,696	144.3
	1*A	17,184	16,921	16,977	17,191	145.8	17,202	16,921	16,977	17,209	116.6	-	-	12,579	-	-	12,579	144.9
	1*B	16,132	15,623	15,843	16,176	136.9	16,610	16,333	15,843	16,634	112.6	9,206	196.7	12,078	11,506	-	12,144	139.1
	1*C	15,128	14,242	14,759	15,251	128.4	15,532	15,071	14,759	15,588	105.3	8,769	187.3	11,321	11,113	-	11,388	130.4
	1A	16,069	15,344	15,738	16,109	136.4	16,130	15,344	15,781	16,173	109.3	-	-	11,017	-	10,700	11,027	126.9
	1B	13,877	13,473	14,818	13,931	117.8	15,375	14,610	15,035	15,514	104.2	8,835	188.7	10,759	10,128	10,319	10,831	123.9
	1C	13,338	12,324	14,571	13,573	113.2	14,237	13,456	14,571	14,400	96.5	8,239	176.0	10,059	9,589	-	10,203	115.8
	2A	14,096	12,828	13,878	14,240	119.6	14,338	13,049	13,923	14,584	97.2	-	-	9,643	8,875	8,134	9,739	111.0
	2B	10,782	10,348	12,726	10,793	91.5	13,706	12,461	13,279	14,032	92.9	7,509	160.4	9,412	8,792	8,498	9,489	108.4
	2C	10,670	9,473	11,601	11,058	90.6	12,601	11,249	12,230	12,997	85.4	7,206	153.9	8,800	8,304	7,558	8,942	101.3
	3A	10,530	10,370	10,565	10,258	89.4	10,961	11,073	10,893	11,816	74.3	-	-	7,479	7,986	7,092	8,103	86.1
	3B	8,133	7,908	7,988	8,218	69.0	10,530	9,814	10,458	11,493	71.4	6,266	133.9	7,838	7,402	6,934	8,063	90.3
	3C	7,148	6,718	6,584	7,766	60.7	8,949	8,391	8,504	10,723	60.7	5,678	121.3	6,961	6,433	6,004	7,378	80.2
	D	4,372	4,367	4,726	4,532	37.1	5,786	5,838	5,443	5,432	39.2	4,332	92.5	4,061	3,702	4,268	4,376	46.8
By quality grade 품질등급별	1**	18,551	17,651	-	18,611	157.4	18,647	17,859	-	18,698	126.4	-	-	13,332	12,534	-	13,458	153.5
	1*	16,255	15,294	16,578	16,325	138.0	16,605	16,017	16,578	16,645	112.5	8,984	191.9	11,916	11,345	-	12,004	137.2
	1	14,233	13,231	15,413	14,357	120.8	15,353	14,335	15,518	15,493	104.1	8,460	180.7	10,642	9,952	10,421	10,739	122.5
	2	11,265	10,152	13,526	11,270	95.6	13,704	12,129	13,735	13,991	92.9	7,285	155.6	9,331	8,670	8,376	9,426	107.5
	3	8,663	7,534	9,734	8,294	73.5	10,731	9,339	10,824	11,528	72.7	5,805	124.0	7,733	7,191	6,911	8,007	89.0
By yield grade 수율등급별	A	14,092	14,206	11,089	16,160	119.6	14,478	14,575	11,411	16,533	98.1	-	-	8,001	8,573	7,113	8,915	92.1
	B	11,505	10,547	8,680	11,881	97.6	15,265	13,494	11,468	15,846	103.5	6,704	143.2	8,779	8,156	6,972	9,019	101.1
	C	11,719	9,296	7,379	12,730	99.5	14,120	11,928	10,145	14,730	95.7	6,041	129.1	8,327	7,649	6,041	8,710	95.9

주) 1998년부터 품종구분이 재분류됨
젖소 : 젖소암(경산우), 육우 : 젖소암(미경산우), 젖소 수, 교잡우, 수입생우

Note) Dairy heifer, male dairy cattle and crossbred cattle have been included in beef cattle and the price of dairy cattle is only that of cow since 1998

연도별, 품종별, 성별, 등급별 경락가격(농협음성(서울)축산물공판장)

판정기간 : 2007.01.01~12.31
판정장소 : 농협음성(서울)축산물공판장

Period : 2007.01.01~12.31
Place : NACF Eumseong(Seoul) Slaughtering & Wholesale Center

(단위 : 원/kg, %)

(unit : won/kg, %)

품종 Species		전체 Total					한우 Hanwoo					젖소 Dairy cattle					육우 Beef				
성별 Sex		평균 Average	암 Female	수 Male	거세 Castrated	가격비 Ratio	평균 Average	암 Female	수 Male	거세 Castrated	가격비 Ratio	암 Female	가격비 Ratio	평균 Average	암 Female	수 Male	거세 Castrated	가격비 Ratio			
Auction price by grade 인건별가격	평균 Ave	12,191	9,090	11,290	12,813	100.0	14,712	12,801	13,155	15,044	100.0	4,248	100.0	8,410	7,771	6,818	8,585	100.0			
	1**A	19,017	19,369	-	19,012	156.0	19,024	19,369	-	19,019	129.3	-	-	15,418	-	-	15,418	183.3			
	1**B	17,927	18,401	17,078	17,902	147.1	17,996	18,771	17,078	17,957	122.3	-	-	13,212	12,556	-	13,390	157.1			
	1**C	16,807	16,689	-	16,815	137.9	16,864	16,888	-	16,863	114.6	-	-	12,739	11,949	-	12,923	151.5			
	1*A	16,450	16,678	17,330	16,445	134.9	16,453	16,807	17,330	16,446	111.8	-	-	12,354	11,996	-	13,004	146.9			
	1*B	15,752	15,565	15,686	15,765	129.2	15,957	16,099	15,686	15,948	108.5	-	-	12,004	11,232	-	12,121	142.7			
	1*C	14,756	13,941	-	14,819	121.0	14,970	14,509	-	15,002	101.8	11,033	259.7	11,067	10,928	-	11,103	131.6			
	1A	15,090	14,765	16,183	15,096	123.8	15,104	14,834	16,183	15,107	102.7	-	-	11,092	10,601	-	11,198	131.9			
	1B	13,740	13,303	14,497	13,790	112.7	14,608	14,231	15,131	14,651	99.3	8,092	190.5	10,338	9,908	9,467	10,393	122.9			
	1C	13,018	12,103	13,512	13,129	106.8	13,711	13,160	13,512	13,770	93.2	7,629	179.6	9,743	9,362	-	9,813	115.9			
	2A	13,909	12,607	14,815	13,943	114.1	14,044	12,908	14,833	14,069	95.5	-	-	9,338	8,997	11,111	9,391	111.0			
	2B	10,824	10,625	13,141	10,841	88.8	13,399	12,289	13,857	13,675	91.1	7,157	168.5	8,994	8,430	8,098	9,061	106.9			
	2C	10,598	9,548	10,305	10,867	86.9	12,540	11,482	10,915	12,785	85.2	6,378	150.1	8,363	8,015	9,011	8,441	99.4			
	3A	12,187	10,597	12,603	11,176	100.0	13,015	11,369	13,151	12,794	88.5	-	-	7,372	7,375	7,065	7,643	87.7			
3B	7,981	7,989	8,170	7,958	65.5	11,423	10,535	12,038	12,245	77.6	5,697	134.1	7,555	7,076	6,801	7,698	89.8				
3C	7,154	6,709	7,712	7,753	58.7	9,798	9,425	9,868	10,892	66.6	5,251	123.6	6,901	6,228	5,928	7,224	82.1				
D	3,937	3,888	5,775	4,872	32.3	6,752	6,604	6,680	7,930	45.9	3,757	88.4	3,595	3,114	4,415	3,871	42.7				
By quality grade 인건별등급	1**	17,981	17,955	17,078	17,983	147.5	18,034	18,239	17,078	18,026	122.6	-	-	13,187	12,402	-	13,381	156.8			
	1*	15,736	15,229	16,210	15,764	129.1	15,899	15,763	16,210	15,906	108.1	11,033	259.7	11,752	11,138	-	11,863	139.7			
	1	13,890	13,150	15,311	13,961	113.9	14,559	14,063	15,634	14,602	99.0	7,776	183.1	10,208	9,754	9,467	10,271	121.4			
	2	11,251	10,505	14,191	11,329	92.3	13,429	12,192	14,490	13,637	91.3	6,575	154.8	8,901	8,337	8,408	8,976	105.8			
	3	8,534	7,683	10,981	8,129	70.0	12,105	10,284	12,956	12,332	82.3	5,369	126.4	7,502	6,960	6,815	7,667	89.2			
By yield grade 인건별등급	A	14,913	13,494	12,848	15,357	122.3	15,164	13,904	13,357	15,531	103.1	-	-	7,886	8,396	7,085	8,306	93.8			
	B	11,810	10,628	8,746	12,079	96.9	14,791	13,136	12,679	15,081	100.5	5,932	139.6	8,451	7,865	6,830	8,602	100.5			
	C	12,109	9,248	8,052	12,825	99.3	13,911	12,021	10,159	14,222	94.6	5,452	128.3	8,371	7,695	6,080	8,582	99.5			

주) 1998년부터 품종 구분이 재분류됨
젖소: 젖소암(경산우), 육우: 젖소암(대경산우), 젖소 수, 교잡우, 수입생우

Note) Dairy heifer, male dairy cattle and crossbred cattle have been included in beef cattle and the price of dairy cattle is only that of cow since 1998

연도별, 품종별, 성별, 등급별 경락가격(농협음성(서울)축산물공판장)

판정기간 : 2008.01.01~12.31
판정장소 : 농협음성(서울)축산물공판장

Period : 2008.01.01~12.31
Place : NACF Eumseong(Seoul) Slaughtering & Wholesale Center

(단위 : 원/kg, %)

(unit : won/kg, %)

품종 Species		전체 Total					한우 Hanwoo					젖소 Dairy cattle		육우 Beef				
성별 Sex		평균 Average	암 Female	수 Male	거세 Castrated	가격비 Ratio	평균 Average	암 Female	수 Male	거세 Castrated	가격비 Ratio	암 Female	가격비 Ratio	평균 Average	암 Female	수 Male	거세 Castrated	가격비 Ratio
Auction price by grade	평균 Ave	11,854	9,251	9,486	12,426	100.0	14,024	11,885	10,447	14,561	100.0	4,000	100.0	7,468	6,869	5,737	7,602	100.0
	1**A	17,880	18,452	-	17,874	150.8	17,880	18,452	-	17,874	127.5	-	-	-	-	-	-	-
	1**B	17,065	17,763	15,209	17,043	144.0	17,105	18,096	15,209	17,076	122.0	-	-	12,326	10,792	-	12,619	165.1
	1**C	16,210	16,243	-	16,209	136.7	16,291	16,840	-	16,277	116.2	-	-	10,899	11,252	-	10,817	145.9
	1*A	16,200	16,356	15,989	16,195	136.7	16,203	16,356	15,989	16,199	115.5	-	-	13,347	-	-	13,347	178.7
	1*B	15,475	15,616	14,919	15,466	130.5	15,639	15,859	14,919	15,625	111.5	-	-	10,791	10,246	-	10,838	144.5
	1*C	14,433	13,594	13,667	14,476	121.8	14,667	14,342	13,667	14,681	104.6	8,740	218.5	10,026	10,425	-	9,941	134.3
	1A	14,870	14,682	14,370	14,884	125.4	14,882	14,720	14,370	14,895	106.1	-	-	10,870	9,591	-	11,073	145.6
	1B	13,642	13,592	13,900	13,648	115.1	14,278	14,032	13,900	14,315	101.8	6,632	165.8	9,563	9,198	-	9,595	128.1
	1C	12,585	11,984	13,182	12,650	106.2	13,264	12,744	13,182	13,318	94.6	6,420	160.5	8,657	8,929	-	8,617	115.9
	2A	13,004	11,793	12,781	13,190	109.7	13,063	11,830	12,836	13,251	93.1	-	-	8,981	9,239	7,469	9,082	120.3
	2B	10,200	10,097	11,780	10,198	86.0	12,338	10,958	12,065	12,791	88.0	6,031	150.8	8,141	7,623	6,969	8,185	109.0
	2C	9,520	8,884	10,843	9,645	80.3	11,628	10,173	11,750	11,990	82.9	5,379	134.5	7,307	7,266	5,871	7,314	97.8
	3A	9,947	9,206	9,930	10,331	83.9	10,221	9,528	10,131	11,123	72.9	5,800	145.0	6,447	6,336	6,029	7,060	86.3
	3B	7,018	7,236	7,183	6,949	59.2	9,412	8,869	9,536	10,593	67.1	4,848	121.2	6,649	6,063	5,730	6,782	89.0
	3C	6,044	5,749	6,009	6,386	51.0	8,362	8,137	8,131	9,162	59.6	4,508	112.7	5,898	5,414	5,123	6,074	79.0
	D	3,795	3,743	5,038	4,728	32.0	5,491	5,379	5,555	6,055	39.2	3,642	91.1	3,715	3,219	3,744	4,158	49.7
By quality grade	1**	16,912	17,286	15,209	16,902	142.7	16,962	17,709	15,209	16,943	120.9	-	-	11,555	11,059	-	11,661	154.7
	1*	15,310	15,159	15,048	15,318	129.2	15,473	15,562	15,048	15,469	110.3	8,740	218.5	10,479	10,359	-	10,496	140.3
	1	13,557	13,271	14,062	13,589	114.4	14,124	13,797	14,062	14,163	100.7	6,463	161.6	9,258	9,079	-	9,277	124.0
	2	10,404	9,938	12,377	10,440	87.8	12,352	10,895	12,548	12,723	88.1	5,543	138.6	7,941	7,516	6,900	7,982	106.3
	3	7,383	6,854	9,034	7,029	62.3	9,762	8,772	10,027	10,637	69.6	4,582	114.6	6,574	5,955	5,732	6,723	88.0
By yield grade	A	13,917	12,636	10,294	14,980	117.4	14,055	12,799	10,489	15,070	100.2	5,800	145.0	7,122	7,181	6,066	8,082	95.4
	B	11,586	10,509	7,957	11,848	97.7	14,217	12,110	10,431	14,673	101.4	5,021	125.5	7,512	6,852	5,748	7,642	100.6
	C	11,914	8,843	7,192	12,452	100.5	13,669	11,253	9,991	13,968	97.5	4,630	115.8	7,379	7,146	5,153	7,449	98.8

주) 1998년부터 품종구분이 재분류됨
젖소: 젖소암(경산우), 육우: 젖소암(미경산우), 젖소 수, 교잡우, 수입생우

Note) Dairy heifer, male dairy cattle and crossbred cattle have been included in beef cattle and the price of dairy cattle is only that of cow since 1998

연도별, 품종별, 성별, 등급별 경락가격(농협음성(서울)축산물공판장)

판정기간 : 2009.01.01~12.31
판정장소 : 농협음성(서울)축산물공판장

Period : 2009.01.01~12.31
Place : NACF Eumseong(Seoul) Slaughtering & Wholesale Center

(단위 : 원/kg, %)

(unit : won/kg, %)

품종 Species		전체 Total					한우 Hanwoo					젖소 Dairy cattle		육우 Beef				
성별 Sex		평균 Average	암 Female	수 Male	거세 Castrated	가격비 Ratio	평균 Average	암 Female	수 Male	거세 Castrated	가격비 Ratio	암 Female	가격비 Ratio	평균 Average	암 Female	수 Male	거세 Castrated	가격비 Ratio
Auction price by grade 인도 판매 가격	평균 Ave	14,349	12,087	10,822	14,976	100.0	16,446	14,547	11,473	17,110	100.0	3,975	100.0	8,784	7,900	6,660	8,952	100.0
	1**A	20,214	19,907	-	20,223	140.9	20,214	19,907	-	20,223	122.9	-	-	-	-	-	-	-
	1**B	19,386	19,321	-	19,389	135.1	19,448	19,482	-	19,446	118.3	-	-	12,296	12,265	-	12,300	140.0
	1**C	18,381	17,759	-	18,409	128.1	18,441	18,241	-	18,449	112.1	-	-	12,151	11,650	-	12,402	138.3
	1*A	18,496	18,697	17,820	18,483	128.9	18,505	18,727	17,820	18,490	112.5	-	-	13,034	13,320	-	12,958	148.4
	1*B	17,633	17,418	16,493	17,654	122.9	17,889	17,743	16,493	17,903	108.8	-	-	12,020	11,303	-	12,100	136.8
	1*C	16,646	16,011	16,289	16,692	116.0	16,826	16,480	16,289	16,850	102.3	-	-	11,163	10,280	-	11,333	127.1
	1A	17,238	17,153	16,369	17,257	120.1	17,250	17,182	16,369	17,267	104.9	-	-	11,579	10,255	-	12,005	131.8
	1B	15,772	15,820	15,338	15,763	109.9	16,664	16,283	15,479	16,751	101.3	7,113	178.9	10,979	10,233	10,299	11,040	125.0
	1C	14,878	14,526	15,475	14,927	103.7	15,467	15,166	15,475	15,509	94.0	6,599	166.0	10,144	9,536	-	10,230	115.5
	2A	15,022	14,210	13,515	15,396	104.7	15,080	14,257	13,515	15,467	91.7	-	-	10,108	9,923	-	10,146	115.1
	2B	11,886	12,287	13,079	11,781	82.8	14,487	13,285	13,125	15,043	88.1	6,770	170.3	9,473	8,952	6,999	9,517	107.8
	2C	11,914	11,136	12,769	12,107	83.0	13,563	12,270	12,769	13,939	82.5	5,979	150.4	8,852	8,512	-	8,901	100.8
	3A	11,122	11,544	10,842	12,055	77.5	11,404	11,850	11,014	13,156	69.3	-	-	7,761	8,170	7,030	8,273	88.4
	3B	8,309	8,932	8,019	8,166	57.9	11,248	10,982	10,505	12,470	68.4	5,076	127.7	7,833	7,165	6,653	7,975	89.2
	3C	7,044	6,600	7,028	7,817	49.1	10,026	9,743	8,923	11,428	61.0	4,443	111.8	6,697	5,848	5,553	7,157	76.2
	D	3,757	3,726	4,233	4,597	26.2	5,731	5,770	4,711	6,062	34.8	3,623	91.1	3,171	2,916	2,519	3,542	36.1
By quality grade 품질 등급	1**	19,330	18,991	-	19,345	134.7	19,377	19,229	-	19,383	117.8	-	-	12,239	11,881	-	12,334	139.3
	1*	17,641	17,413	17,119	17,660	122.9	17,815	17,719	17,119	17,823	108.3	-	-	11,815	11,000	-	11,924	134.5
	1	15,963	15,883	15,922	15,976	111.2	16,569	16,303	15,984	16,618	100.7	7,016	176.5	10,781	9,998	10,299	10,857	122.7
	2	12,617	12,508	13,405	12,618	87.9	14,534	13,382	13,417	14,983	88.4	6,219	156.5	9,379	8,863	6,999	9,428	106.8
	3	8,805	8,634	10,264	8,381	61.4	11,246	10,946	10,957	12,718	68.4	4,555	114.6	7,756	6,982	6,673	7,937	88.3
By yield grade 수율 등급	A	16,383	15,344	11,299	17,465	114.2	16,513	15,479	11,461	17,565	100.4	-	-	8,418	8,836	7,030	9,092	95.8
	B	13,662	12,857	9,196	13,891	95.2	16,675	14,548	11,824	17,233	101.4	5,436	136.8	8,820	8,032	6,661	8,956	100.4
	C	14,520	11,127	8,125	15,179	101.2	15,932	13,648	10,400	16,279	96.9	4,593	115.5	8,703	7,620	5,553	8,977	99.1

주) 1998년부터 품종구분이 재분류됨
젖소: 젖소암(경산우), 육우: 젖소암(미경산우), 젖소 수, 교잡우, 수입생우

Note) Dairy heifer, male dairy cattle and crossbred cattle have been included in beef cattle and the price of dairy cattle is only that of cow since 1998

연도별, 품종별, 성별, 등급별 경락가격(농협음성(서울)축산물공판장)

판정기간 : 2010.01.01~12.31
판정장소 : 농협음성(서울)축산물공판장

Period : 2010.01.01~12.31
Place : NACF Eumseong(Seoul) Slaughtering & Wholesale Center

(단위 : 원/kg, %)

(unit : won/kg, %)

품 종 Species		전 체 Total					한 우 Hanwoo					젖 소 Dairy cattle		육 우 Beef				
성 별 Sex		평균 Average	암 Female	수 Male	거세 Castrated	가격비 Ratio	평균 Average	암 Female	수 Male	거세 Castrated	가격비 Ratio	암 Female	가격비 Ratio	평균 Average	암 Female	수 Male	거세 Castrated	가격비 Ratio
Auction price by grade 노 마 품 가 전	평균 Ave	15,123	12,460	11,783	15,618	100.0	16,304	14,246	13,717	16,643	100.0	4,467	100.0	10,014	8,983	7,451	10,227	100.0
	1**A	21,229	22,592	-	21,191	140.4	21,235	22,707	-	21,194	130.2	-	-	17,138	17,355	-	16,954	171.1
	1**B	20,444	21,372	20,529	20,412	135.2	20,490	21,649	20,529	20,451	125.7	-	-	15,110	14,793	-	15,170	150.9
	1**C	19,109	19,731	-	19,092	126.4	19,135	20,234	-	19,107	117.4	-	-	13,843	13,989	-	13,721	138.2
	1*A	18,802	19,486	18,138	18,762	124.3	18,809	19,547	18,138	18,766	115.4	-	-	14,312	13,925	-	14,568	142.9
	1*B	18,055	18,727	-	18,009	119.4	18,161	19,027	-	18,103	111.4	7,900	176.9	14,096	12,684	-	14,273	140.8
	1*C	16,629	16,399	-	16,639	110.0	16,689	16,800	-	16,684	102.4	9,899	221.6	12,875	12,256	-	13,048	128.6
	1A	16,948	17,406	16,436	16,879	112.1	16,957	17,441	16,436	16,885	104.0	-	-	12,820	12,408	-	13,130	128.0
	1B	15,976	16,470	15,654	15,910	105.6	16,227	16,784	15,654	16,151	99.5	8,399	188.0	13,012	12,061	-	13,117	129.9
	1C	14,673	14,845	13,982	14,657	97.0	14,792	15,193	13,982	14,756	90.7	6,006	134.5	11,650	11,322	-	11,727	116.3
	2A	14,346	13,415	14,968	14,603	94.9	14,373	13,444	14,968	14,630	88.2	-	-	11,797	10,816	-	12,083	117.8
	2B	12,643	12,197	14,177	12,740	83.6	13,549	12,651	14,510	13,813	83.1	6,398	143.2	10,942	10,252	11,628	11,013	109.3
	2C	11,562	10,855	14,885	11,690	76.5	11,933	11,406	14,885	12,020	73.2	6,020	134.8	9,682	9,444	-	9,732	96.7
	3A	12,211	11,053	13,493	12,423	80.7	12,693	11,196	14,108	13,295	77.9	-	-	9,453	8,734	8,376	9,886	94.4
	3B	9,260	9,295	8,269	9,283	61.2	10,972	10,547	12,137	12,259	67.3	5,483	122.7	8,914	8,102	7,361	9,103	89.0
	3C	7,525	7,016	7,232	8,549	49.8	9,958	9,820	8,766	10,434	61.1	4,955	110.9	7,526	7,040	6,108	7,807	75.2
	D	4,306	4,223	5,304	6,456	28.5	7,072	7,166	5,630	8,586	43.4	4,033	90.3	3,794	3,620	3,556	4,292	37.9
By quality grade off 전 품	1**	20,308	21,290	20,529	20,278	134.3	20,338	21,599	20,529	20,300	124.7	-	-	14,949	14,760	-	15,011	149.3
	1*	17,930	18,534	18,138	17,894	118.6	18,000	18,807	18,138	17,953	110.4	9,096	203.6	13,839	12,633	-	14,038	138.2
	1	15,926	16,465	15,696	15,857	105.3	16,087	16,720	15,696	16,006	98.7	6,820	152.7	12,762	11,863	-	12,884	127.4
	2	12,868	12,344	14,745	12,981	85.1	13,484	12,738	14,847	13,675	82.7	6,123	137.1	10,799	10,104	11,628	10,880	107.8
	3	9,485	9,028	11,512	9,529	62.7	11,554	10,611	13,752	12,550	70.9	5,028	112.6	8,845	7,999	7,456	9,057	88.3
By yield grade off 노 품	A	16,906	14,884	13,719	17,323	111.8	17,007	14,975	14,265	17,405	104.3	-	-	10,239	10,147	8,376	10,624	102.2
	B	14,735	12,967	8,984	15,063	97.4	16,404	14,224	13,165	16,788	100.6	5,667	126.9	10,094	9,069	7,429	10,281	100.8
	C	14,550	11,005	8,510	15,065	96.2	15,231	13,168	10,701	15,446	93.4	5,042	112.9	9,465	8,898	6,108	9,679	94.5

주) 1998년부터 품종구분이 재분류됨
젖소: 젖소암(경산우), 육우: 젖소암(미경산우), 젖소 수, 교잡우, 수입생우

Note) Dairy heifer, male dairy cattle and crossbred cattle have been included in beef cattle and the price of dairy cattle is only that of cow since 1998

연도별, 품종별, 성별, 등급별 경락가격(농협음성(서울)축산물공판장)

판정기간 : 2011.01.01~12.31
판정장소 : 농협음성(서울)축산물공판장

Period : 2011.01.01~12.31
Place : NACF Eumseong(Seoul) Slaughtering & Wholesale Center

(단위: 원/kg, %)

(unit : won/kg, %)

품종 Species		전체 Total					한우 Hanwoo					젖소 Dairy cattle					육우 Beef				
성별 Sex		평균 Average	암 Female	수 Male	거세 Castrated	가격비 Ratio	평균 Average	암 Female	수 Male	거세 Castrated	가격비 Ratio	암 Female	가격비 Ratio	평균 Average	암 Female	수 Male	거세 Castrated	가격비 Ratio			
Auction price by grade 입찰 등급 가격	평균 Ave	12,681	11,054	8,418	13,015	100.0	13,534	11,634	8,937	13,924	100.0	5,009	100.0	7,631	7,449	5,954	7,682	100.0			
	1**A	17,412	18,588	-	17,379	137.3	17,414	18,646	-	17,379	128.7	-	-	13,489	11,899	-	15,000	176.8			
	1**B	16,749	17,637	-	16,707	132.1	16,802	17,755	-	16,757	124.1	8,169	163.1	11,157	11,682	-	11,121	146.2			
	1**C	15,579	16,203	-	15,550	122.9	15,643	16,460	-	15,606	115.6	-	-	10,111	9,505	-	10,210	132.5			
	1*A	15,528	16,375	14,899	15,480	122.5	15,535	16,464	14,899	15,482	114.8	8,919	178.1	10,633	9,070	-	11,713	139.3			
	1*B	14,960	15,472	13,955	14,921	118.0	15,068	15,602	13,955	15,027	111.3	6,556	130.9	10,675	10,245	-	10,703	139.9			
	1*C	13,770	13,773	-	13,769	108.6	13,881	14,074	-	13,869	102.6	7,399	147.7	9,678	9,637	-	9,685	126.8			
	1A	14,008	14,408	13,146	13,961	110.5	14,021	14,440	13,146	13,972	103.6	-	-	9,661	9,373	-	9,741	126.6			
	1B	13,343	13,636	12,906	13,299	105.2	13,683	13,838	12,906	13,659	101.1	-	-	9,388	9,104	-	9,410	123.0			
	1C	12,069	11,994	-	12,078	95.2	12,351	12,287	-	12,359	91.3	6,193	123.6	8,493	8,280	-	8,517	111.3			
	2A	11,502	10,776	10,891	11,741	90.7	11,558	10,821	10,929	11,802	85.4	-	-	7,601	6,978	7,100	7,756	99.6			
	2B	10,166	9,870	9,325	10,250	80.2	11,202	10,218	9,879	11,583	82.8	5,722	114.2	8,029	7,717	6,305	8,060	105.2			
	2C	9,253	8,998	-	9,310	73.0	9,911	9,205	-	10,098	73.2	6,105	121.9	7,343	7,812	-	7,293	96.2			
	3A	8,339	8,148	8,213	8,803	65.8	8,631	8,259	8,494	9,451	63.8	-	-	6,155	6,195	5,911	6,384	80.7			
	3B	7,140	7,314	6,769	7,087	56.3	8,064	7,684	8,155	9,209	59.6	5,095	101.7	6,854	6,804	6,010	6,882	89.8			
	3C	6,627	6,634	6,193	6,631	52.3	7,391	7,100	7,563	8,210	54.6	5,157	103.0	6,319	6,331	5,295	6,332	82.8			
	D	4,581	4,577	5,151	4,208	36.1	4,551	4,495	5,151	4,264	33.6	4,641	92.7	3,620	3,406	-	4,075	47.4			
By quality grade 품질 등급	1**	16,691	17,476	-	16,659	131.6	16,733	17,625	-	16,696	123.6	8,169	163.1	10,800	10,550	-	10,828	141.5			
	1*	14,828	15,293	14,403	14,797	116.9	14,913	15,471	14,403	14,876	110.2	7,541	150.5	10,320	9,833	-	10,373	135.2			
	1	13,195	13,446	13,039	13,161	104.1	13,447	13,645	13,039	13,420	99.4	6,193	123.6	9,111	8,798	-	9,139	119.4			
	2	10,281	9,933	10,573	10,371	81.1	11,029	10,200	10,741	11,306	81.5	5,812	116.0	7,855	7,720	6,464	7,870	102.9			
	3	7,307	7,351	7,951	7,165	57.6	8,229	7,729	8,463	9,173	60.8	5,125	102.3	6,758	6,711	5,938	6,800	88.6			
By yield grade 수율 등급	A	13,926	12,172	8,657	14,451	109.8	14,023	12,265	8,938	14,514	103.6	8,919	178.1	6,872	6,979	5,928	7,350	90.1			
	B	12,413	11,042	7,550	12,682	97.9	13,683	11,665	9,259	14,095	101.1	5,239	104.6	7,709	7,432	6,024	7,758	101.0			
	C	11,943	10,334	6,193	12,173	94.2	12,628	10,882	7,563	12,871	93.3	5,262	105.1	7,446	7,674	5,295	7,428	97.6			

주) 1. 1998년부터 품종구분이 재분류됨
 젖소: 젖소암(경사우), 육우: 젖소암(미경사우), 젖소 수, 교잡우, 수입생우
 2. 농협음성(서울)축산물공판장은 농협서울축산물공판장이 이전한 것임(2011.03.02)

Note) 1. Dairy heifer, male dairy cattle and crossbred cattle have been included in beef cattle and the price of dairy cattle is only that of cow since 1998
 2. NACF Seoul Slaughtering & Wholesale Center relocated to NACF Eumseong Slaughtering & Wholesale Center(2011.03.02)

연도별, 품종별, 성별, 등급별 경락가격(농협음성(서울)축산물공판장)

판정기간 : 2012.01.01~12.31
판정장소 : 농협음성(서울)축산물공판장

Period : 2012.01.01~12.31
Place : NACF Eumseong(Seoul) Slaughtering & Wholesale Center

(단위 : 원/kg, %)

(unit : won/kg, %)

품 종 Species		전 체 Total					한 우 Hanwoo					젖 소 Dairy cattle					육 우 Beef				
성 별 Sex		평균 Average	암 Female	수 Male	거세 Castrated	가격비 Ratio	평균 Average	암 Female	수 Male	거세 Castrated	가격비 Ratio	암 Female	가격비 Ratio	평균 Average	암 Female	수 Male	거세 Castrated	가격비 Ratio			
Auction price by grade 입찰 등급 가격	평균 Ave	13,692	11,461	9,552	14,560	100.0	14,156	11,721	9,979	15,135	100.0	4,499	100.0	9,058	8,232	7,011	9,211	100.0			
	1**A	18,024	17,838	-	18,034	131.6	18,025	17,838	-	18,035	127.3	-	-	14,800	-	-	14,800	163.4			
	1**B	17,223	17,051	-	17,236	125.8	17,241	17,072	-	17,255	121.8	-	-	12,073	10,390	-	12,188	133.3			
	1**C	16,252	15,681	16,850	16,292	118.7	16,273	15,754	16,850	16,309	115.0	-	-	12,078	10,924	-	12,363	133.3			
	1*A	16,148	15,486	15,378	16,240	117.9	16,151	15,486	15,378	16,244	114.1	-	-	13,015	-	-	13,015	143.7			
	1*B	15,645	14,976	-	15,766	114.3	15,692	15,002	-	15,817	110.9	-	-	11,903	10,925	-	11,990	131.4			
	1*C	14,686	13,769	-	14,809	107.3	14,730	13,810	-	14,853	104.1	9,279	206.2	11,407	11,274	-	11,426	125.9			
	1A	14,524	13,829	14,084	14,750	106.1	14,538	13,839	14,084	14,766	102.7	-	-	11,249	9,595	-	11,514	124.2			
	1B	14,003	13,322	14,001	14,283	102.3	14,147	13,359	14,001	14,486	99.9	7,048	156.7	10,869	10,213	-	10,921	120.0			
	1C	13,171	12,554	12,807	13,363	96.2	13,278	12,627	12,807	13,483	93.8	6,666	148.2	10,436	9,942	-	10,532	115.2			
	2A	11,721	10,593	12,128	12,538	85.6	11,762	10,608	12,132	12,621	83.1	-	-	9,785	8,932	11,277	9,953	108.0			
	2B	10,802	10,013	11,518	11,462	78.9	11,083	10,065	11,886	12,389	78.3	6,387	142.0	9,819	8,850	7,937	9,890	108.4			
	2C	10,293	9,500	10,639	10,844	75.2	10,472	9,551	10,842	11,276	74.0	6,555	145.7	9,431	8,797	9,699	9,515	104.1			
	3A	8,922	8,516	8,995	9,547	65.2	9,063	8,544	9,204	10,067	64.0	5,588	124.2	7,930	7,909	7,257	8,405	87.5			
	3B	8,039	7,769	7,431	8,293	58.7	8,087	7,907	8,603	9,509	57.1	5,281	117.4	8,061	7,260	6,725	8,183	89.0			
	3C	7,077	6,832	7,022	7,633	51.7	7,551	7,456	7,649	8,503	53.3	4,858	108.0	7,254	6,276	6,413	7,467	80.1			
	D	4,271	4,229	4,599	5,032	31.2	5,090	5,092	4,679	5,525	36.0	3,934	87.4	3,894	3,743	2,899	4,101	43.0			
By quality grade 품질 등급	1**	17,151	16,803	16,850	17,176	125.3	17,167	16,840	16,850	17,190	121.3	-	-	12,125	10,787	-	12,319	133.9			
	1*	15,516	14,807	15,378	15,626	113.3	15,552	14,834	15,378	15,664	109.9	9,279	206.2	11,752	11,096	-	11,822	129.7			
	1	13,939	13,278	13,985	14,177	101.8	14,043	13,320	13,985	14,309	99.2	6,919	153.8	10,755	10,053	-	10,835	118.7			
	2	10,993	10,096	12,027	11,670	80.3	11,217	10,142	12,084	12,272	79.2	6,430	142.9	9,742	8,843	8,875	9,823	107.6			
	3	8,172	7,785	8,752	8,406	59.7	8,440	8,008	9,152	9,733	59.6	4,995	111.0	7,981	7,190	6,975	8,136	88.1			
By yield grade 수량 등급	A	14,345	12,083	9,768	15,403	104.8	14,448	12,122	9,995	15,499	102.1	5,588	124.2	8,721	8,375	7,295	9,343	96.3			
	B	13,469	11,475	8,632	14,277	98.4	14,140	11,637	10,391	15,270	99.9	5,553	123.4	9,053	8,128	6,765	9,174	99.9			
	C	13,568	11,242	8,714	14,203	99.1	13,883	11,566	9,901	14,506	98.1	4,970	110.5	9,254	8,567	6,706	9,393	102.2			

주) 1. 1998년부터 품종구분이 재분류됨
 젖소: 젖소암(경산우), 육우: 젖소암(미경산우), 젖소 수, 교잡우, 수입생우
 2. 농협음성(서울)축산물공판장은 농협서울축산물공판장이 이전한 것임(2011.03.02)

Note) 1. Dairy heifer, male dairy cattle and crossbred cattle have been included in beef cattle and the price of dairy cattle is only that of cow since 1998
 2. NACF Seoul Slaughtering & Wholesale Center relocated to NACF Eumseong Slaughtering & Wholesale Center(2011.03.02)

연도별, 품종별, 성별, 등급별 경락가격(농협음성(서울)축산물공판장)

판정기간 : 2013.01.01~12.31
판정장소 : 농협음성(서울)축산물공판장

Period : 2013.01.01~12.31
Place : NACF Eumseong(Seoul) Slaughtering & Wholesale Center

(단위: 원/kg, %)

(unit : won/kg, %)

품 종 Species		전 체 Total					한 우 Hanwoo					젖 소 Dairy cattle					육 우 Beef				
성 별 Sex		평균 Average	암 Female	수 Male	거세 Castrated	가격비 Ratio	평균 Average	암 Female	수 Male	거세 Castrated	가격비 Ratio	암 Female	가격비 Ratio	평균 Average	암 Female	수 Male	거세 Castrated	가격비 Ratio			
Auction price by grade 입찰 가격	평균 Ave	13,222	11,354	8,902	13,926	100.0	13,529	11,636	10,414	14,227	100.0	3,859	100.0	8,015	7,406	5,789	8,229	100.0			
	1**A	17,880	17,844	-	17,881	135.2	17,880	17,844	-	17,882	132.2	-	-	16,399	-	-	16,399	204.6			
	1**B	17,030	17,374	-	17,004	128.8	17,036	17,406	-	17,009	125.9	-	-	11,465	11,609	-	11,395	143.0			
	1**C	15,829	15,948	14,200	15,822	119.7	15,837	15,983	14,200	15,828	117.1	-	-	11,888	11,334	-	12,040	148.3			
	1*A	15,301	15,127	14,782	15,324	115.7	15,303	15,144	14,782	15,324	113.1	-	-	10,186	10,186	-	-	127.1			
	1*B	14,838	14,738	-	14,854	112.2	14,857	14,762	-	14,872	109.8	-	-	11,104	9,958	-	11,292	138.5			
	1*C	13,769	13,523	13,705	13,798	104.1	13,782	13,560	13,705	13,808	101.9	-	-	10,732	10,037	-	10,973	133.9			
	1A	13,541	13,388	12,796	13,591	102.4	13,550	13,406	12,796	13,597	100.2	4,909	127.2	10,099	8,721	-	10,803	126.0			
	1B	13,224	12,955	-	13,330	100.0	13,296	12,994	-	13,418	98.3	-	-	10,011	9,118	-	10,144	124.9			
	1C	12,222	11,777	-	12,341	92.4	12,274	11,842	-	12,389	90.7	6,914	179.2	9,331	8,722	-	9,503	116.4			
	2A	11,258	10,776	11,952	11,681	85.1	11,284	10,794	11,952	11,718	83.4	4,699	121.8	8,645	7,786	-	8,946	107.9			
	2B	10,588	10,291	9,194	10,908	80.1	10,903	10,387	11,143	11,603	80.6	5,113	132.5	8,615	7,806	7,049	8,732	107.5			
	2C	9,997	9,523	-	10,374	75.6	10,254	9,617	-	10,845	75.8	5,001	129.6	8,270	8,071	-	8,311	103.2			
	3A	9,078	8,791	9,405	9,650	68.7	9,264	8,840	10,156	10,053	68.5	4,799	124.4	7,203	7,415	6,180	7,811	89.9			
	3B	7,804	7,971	6,461	7,656	59.0	8,404	8,321	8,907	9,179	62.1	4,410	114.3	7,253	6,528	5,847	7,443	90.5			
	3C	7,142	7,152	5,637	7,227	54.0	7,870	7,827	7,619	8,268	58.2	4,261	110.4	6,564	5,684	4,882	6,881	81.9			
	D	3,695	3,639	3,781	5,007	27.9	4,984	4,889	4,976	5,398	36.8	3,452	89.5	3,091	2,601	3,236	3,532	38.6			
By quality grade 품질 등급	1**	16,896	17,040	14,200	16,888	127.8	16,902	17,068	14,200	16,892	124.9	-	-	11,999	11,480	-	12,169	149.7			
	1*	14,667	14,546	14,227	14,684	110.9	14,679	14,573	14,227	14,695	108.5	-	-	10,936	10,030	-	11,183	136.4			
	1	13,063	12,832	12,796	13,141	98.8	13,111	12,874	12,796	13,192	96.9	6,483	168.0	9,806	8,918	-	9,985	122.3			
	2	10,736	10,345	11,582	11,102	81.2	10,950	10,419	11,891	11,517	80.9	5,061	131.1	8,529	7,887	7,049	8,637	106.4			
	3	8,082	8,088	8,492	7,996	61.1	8,675	8,422	10,009	9,608	64.1	4,344	112.6	7,178	6,540	5,891	7,404	89.6			
By yield grade 수율 등급	A	13,777	11,896	9,909	14,520	104.2	13,831	11,934	10,586	14,559	102.2	4,799	124.4	7,854	7,770	6,180	8,551	98.0			
	B	13,095	11,394	6,678	13,830	99.0	13,554	11,610	9,319	14,415	100.2	4,483	116.2	8,033	7,294	5,906	8,211	100.2			
	C	12,914	11,002	6,885	13,396	97.7	13,120	11,265	10,078	13,573	97.0	4,381	113.5	8,107	7,721	4,882	8,258	101.1			

주) 1. 1998년부터 품종구분이 재분류됨
 젖소: 젖소암(경산우), 육우: 젖소암(미경산우), 젖소 수, 교잡우, 수입생우
 2. 농협음성(서울)축산물공판장은 농협서울축산물공판장이 이전한 것임(2011.03.02)

Note) 1. Dairy heifer, male dairy cattle and crossbred cattle have been included in beef cattle and the price of dairy cattle is only that of cow since 1998
 2. NACF Seoul Slaughtering & Wholesale Center relocated to NACF Eumseong Slaughtering & Wholesale Center(2011.03.02)

연도별, 품종별, 성별, 등급별 경락가격(농협음성(서울)축산물공판장)

판정기간 : 2014.01.01~12.31
판정장소 : 농협음성(서울)축산물공판장

Period : 2014.01.01~12.31
Place : NACF Eumseong(Seoul) Slaughtering & Wholesale Center

(단위 : 원/kg, %)

(unit : won/kg, %)

품종 Species		전체 Total					한우 Hanwoo					젖소 Dairy cattle					육우 Beef				
성별 Sex		평균 Average	암 Female	수 Male	거세 Castrated	가격비 Ratio	평균 Average	암 Female	수 Male	거세 Castrated	가격비 Ratio	암 Female	가격비 Ratio	평균 Average	암 Female	수 Male	거세 Castrated	가격비 Ratio			
Auction price by grade 입찰 등급 가격	평균 Ave	14,425	13,123	10,476	14,866	100.0	14,768	13,525	11,653	15,173	100.0	4,359	100.0	8,454	7,973	6,921	8,594	100.0			
	1**A	18,636	19,321	-	18,608	129.2	18,636	19,321	-	18,608	126.2	-	-	-	-	-	-	-			
	1**B	17,636	18,475	-	17,584	122.3	17,640	18,494	-	17,587	119.4	-	-	13,898	14,092	-	13,827	164.4			
	1**C	16,541	17,191	-	16,504	114.7	16,542	17,191	-	16,506	112.0	-	-	13,874	-	-	13,874	164.1			
	1*A	16,461	16,786	-	16,419	114.1	16,462	16,786	-	16,420	111.5	-	-	13,199	-	-	13,199	156.1			
	1*B	15,864	16,248	-	15,813	110.0	15,875	16,260	-	15,824	107.5	-	-	11,414	11,499	-	11,402	135.0			
	1*C	14,817	14,975	-	14,798	102.7	14,832	14,979	-	14,814	100.4	-	-	11,533	12,875	-	11,467	136.4			
	1A	14,888	14,818	14,765	14,910	103.2	14,894	14,820	14,765	14,916	100.9	-	-	10,727	11,065	-	10,673	126.9			
	1B	14,518	14,485	14,399	14,529	100.6	14,569	14,502	14,399	14,591	98.7	-	-	10,348	10,086	-	10,369	122.4			
	1C	13,505	13,512	-	13,503	93.6	13,557	13,529	-	13,563	91.8	-	-	9,853	9,571	-	9,871	116.5			
	2A	12,994	12,659	13,206	13,248	90.1	13,017	12,669	13,206	13,281	88.1	-	-	8,889	8,423	-	8,998	105.1			
	2B	12,338	12,257	12,579	12,402	85.5	12,751	12,341	12,579	13,149	86.3	5,867	134.6	9,064	8,571	-	9,106	107.2			
	2C	11,628	11,390	12,077	11,757	80.6	12,048	11,526	12,077	12,377	81.6	5,881	134.9	8,636	8,480	-	8,653	102.2			
	3A	11,068	11,205	10,794	11,139	76.7	11,376	11,241	11,395	11,746	77.0	3,909	89.7	7,474	7,348	7,124	7,950	88.4			
	3B	9,133	10,060	7,766	8,339	63.3	10,791	10,750	10,657	11,157	73.1	5,004	114.8	7,899	7,423	6,898	8,027	93.4			
	3C	7,811	7,818	6,819	7,839	54.1	10,000	9,986	9,933	10,146	67.7	4,747	108.9	7,385	6,703	6,310	7,534	87.4			
	D	4,180	4,147	4,284	5,327	29.0	6,448	6,515	6,451	6,239	43.7	4,017	92.2	3,965	4,270	3,397	4,061	46.9			
By quality grade 품질 등급	1**	17,588	18,254	-	17,552	121.9	17,591	18,263	-	17,554	119.1	-	-	13,890	14,092	-	13,846	164.3			
	1*	15,714	16,036	-	15,673	108.9	15,724	16,043	-	15,684	106.5	-	-	11,508	11,938	-	11,471	136.1			
	1	14,349	14,364	14,735	14,345	99.5	14,389	14,377	14,735	14,392	97.4	-	-	10,164	9,996	-	10,177	120.2			
	2	12,430	12,258	13,050	12,552	86.2	12,720	12,329	13,050	13,037	86.1	5,875	134.8	8,924	8,531	-	8,962	105.6			
	3	9,561	10,044	10,105	8,742	66.3	11,000	10,842	11,341	11,465	74.5	4,836	110.9	7,813	7,311	6,960	7,968	92.4			
By yield grade 수율 등급	A	15,064	13,750	11,131	15,615	104.4	15,112	13,764	11,693	15,648	102.3	3,909	89.7	7,987	8,237	7,124	8,610	94.5			
	B	14,400	13,311	8,290	14,787	99.8	14,867	13,536	11,349	15,329	100.7	5,057	116.0	8,462	7,979	6,898	8,579	100.1			
	C	13,942	12,700	8,012	14,221	96.7	14,208	13,149	11,383	14,437	96.2	4,799	110.1	8,589	8,007	6,310	8,678	101.6			

주) 1. 1998년부터 품종구분이 재분류됨
 젖소: 젖소암(경산우), 육우: 젖소암(미경산우), 젖소 수, 교잡우, 수입생우
 2. 농협음성(서울)축산물공판장은 농협서울축산물공판장이 이전한 것임(2011.3.2.)

Note) 1. Dairy heifer, male dairy cattle and crossbred cattle have been included in beef cattle and the price of dairy cattle is only that of cow since 1998
 2. NACF Seoul Slaughtering & Wholesale Center relocated to NACF Eumseong Slaughtering & Wholesale Center(2011.3.2.)

연도별, 품종별, 성별, 등급별 경락가격(농협음성(서울)축산물공판장)

판정기간 : 2015.01.01~12.31
판정장소 : 농협음성(서울)축산물공판장

Period : 2015.01.01~12.31
Place : NACF Eumseong(Seoul) Slaughtering & Wholesale Center

(단위 : 원/kg, %)

(unit : won/kg, %)

품 종 Species		전 체 Total					한 우 Hanwoo					젖 소 Dairy cattle					육 우 Beef				
성 별 Sex		평균 Average	암 Female	수 Male	거세 Castrated	가격비 Ratio	평균 Average	암 Female	수 Male	거세 Castrated	가격비 Ratio	암 Female	가격비 Ratio	평균 Average	암 Female	수 Male	거세 Castrated	가격비 Ratio			
Auction price by grade 입찰 등급 가 격	평균 Ave	16,420	15,187	12,107	16,917	100	16,701	15,731	13,283	17,073	100	4,601	100	10,113	9,056	8,265	10,591	100			
	1**A	20,445	20,950	-	20,414	125	20,445	20,950	-	20,414	122	-	-	-	-	-	-	-			
	1**B	19,588	20,568	-	19,524	119	19,588	20,568	-	19,524	117	-	-	-	-	-	-	-			
	1**C	18,162	18,687	-	18,123	111	18,164	18,687	-	18,126	109	-	-	14,796	-	-	14,796	146			
	1*A	18,607	19,232	-	18,514	113	18,607	19,232	-	18,514	111	-	-	-	-	-	-	-			
	1*B	18,181	18,586	16,372	18,119	111	18,185	18,590	16,372	18,124	109	-	-	13,783	15,650	-	13,362	136			
	1*C	16,956	17,189	-	16,921	103	16,960	17,195	-	16,924	102	11,030	240	13,281	14,012	-	13,218	131			
	1A	16,993	17,448	15,725	16,815	104	16,994	17,448	15,725	16,818	102	-	-	12,951	-	-	12,951	128			
	1B	16,674	17,089	15,104	16,512	102	16,699	17,096	15,104	16,543	100	-	-	12,609	12,090	-	12,644	125			
	1C	15,453	15,789	-	15,339	94	15,476	15,804	-	15,364	93	8,562	186	11,843	11,382	-	11,885	117			
	2A	14,948	14,713	14,642	15,157	91	14,953	14,717	14,642	15,165	90	-	-	10,812	10,754	-	10,840	107			
	2B	14,568	14,438	14,406	14,688	89	14,750	14,497	14,406	15,000	88	8,130	177	11,263	10,467	-	11,369	111			
	2C	13,771	13,566	14,040	13,920	84	13,911	13,609	14,040	14,143	83	7,497	163	10,845	10,430	-	10,889	107			
	3A	12,922	13,103	12,552	13,160	79	13,148	13,152	13,055	13,321	79	5,789	126	8,731	9,329	8,392	9,950	86			
	3B	11,113	11,540	9,165	10,551	68	12,838	12,809	12,269	13,122	77	5,431	118	9,468	8,817	8,425	9,868	94			
	3C	9,742	9,628	8,566	10,460	59	12,317	12,281	11,194	12,754	74	5,124	111	8,759	7,837	7,187	9,334	87			
	D	4,226	4,181	4,178	7,463	26	8,998	8,929	3,194	10,152	54	3,997	87	4,627	4,724	4,272	4,900	46			
By quality grade 양 질 등급	1**	19,309	19,962	-	19,265	118	19,310	19,962	-	19,266	116	-	-	14,796	-	-	14,796	146			
	1*	17,829	18,209	16,372	17,772	109	17,833	18,213	16,372	17,775	107	11,030	240	13,573	15,261	-	13,297	134			
	1	16,323	16,751	15,375	16,163	99	16,344	16,759	15,375	16,188	98	8,562	186	12,301	11,749	-	12,342	122			
	2	14,456	14,297	14,580	14,589	88	14,584	14,338	14,580	14,804	87	7,871	171	11,125	10,465	-	11,209	110			
	3	11,376	11,445	11,785	11,002	69	12,885	12,810	13,004	13,183	77	5,251	114	9,358	8,690	8,392	9,816	93			
By yield grade 양 수 등급	A	17,096	16,046	12,823	17,663	104	17,128	16,059	13,284	17,672	103	5,789	126	9,031	9,660	8,392	10,564	89			
	B	16,635	15,521	9,977	17,098	101	16,952	15,866	13,412	17,373	102	5,520	120	10,148	9,185	8,425	10,565	100			
	C	15,874	14,810	10,294	16,201	97	16,049	15,244	12,824	16,288	96	5,211	113	10,399	8,881	7,187	10,746	103			

주) 1. 1998년부터 품종구분이 재분류됨
 젖소: 젖소암(경산우), 육우: 젖소암(미경산우), 젖소 수, 교잡우, 수입생우
 2. 농협음성(서울)축산물공판장은 농협서울축산물공판장이 이전한 것임(2011.3.2.)

Note) 1. Dairy heifer, male dairy cattle and crossbred cattle have been included in beef cattle and the price of dairy cattle is only that of cow since 1998
 2. NACF Seoul Slaughtering & Wholesale Center relocated to NACF Eumseong Slaughtering & Wholesale Center(2011.3.2.)

연도별, 품종별, 성별, 등급별 경락가격(농협음성(서울)축산물공판장)

판정기간 : 2016.01.01~12.31
판정장소 : 농협음성(서울)축산물공판장

Period : 2016.01.01~12.31
Place : NACF Eumseong(Seoul) Slaughtering & Wholesale Center

(단위 : 원/kg, %)

(unit : won/kg, %)

품 종 Species		전 체 Total					한 우 Hanwoo					젖 소 Dairy cattle					육 우 Beef				
성 별 Sex		평균 Average	암 Female	수 Male	거세 Castrated	가격비 Ratio	평균 Average	암 Female	수 Male	거세 Castrated	가격비 Ratio	암 Female	가격비 Ratio	평균 Average	암 Female	수 Male	거세 Castrated	가격비 Ratio			
Auction price by grade 입찰 가격	평균 Ave	18,155	16,688	14,011	18,831	100.0	18,525	17,291	15,263	19,068	100.0	5,623	100.0	9,531	8,984	8,544	9,883	100.0			
	1**A	23,261	23,752	-	23,227	128.1	23,261	23,752	-	23,227	125.6	-	-	-	-	-	-	-			
	1**B	22,127	23,112	-	22,049	121.9	22,127	23,112	-	22,049	119.4	-	-	-	-	-	-	-			
	1**C	20,667	21,019	-	20,634	113.8	20,667	21,019	-	20,634	111.6	-	-	-	-	-	-	-			
	1*A	20,710	21,133	20,994	20,639	114.1	20,711	21,133	20,994	20,641	111.8	-	-	12,099	-	-	12,099	126.9			
	1*B	19,838	20,244	17,800	19,773	109.3	19,845	20,254	17,800	19,779	107.1	-	-	13,600	11,743	-	13,931	142.7			
	1*C	18,389	18,666	-	18,339	101.3	18,397	18,685	-	18,346	99.3	-	-	12,103	12,148	-	12,080	127.0			
	1A	19,439	19,331	18,352	19,500	107.1	19,442	19,331	18,352	19,504	105.0	-	-	13,811	-	-	13,811	144.9			
	1B	18,804	18,782	18,621	18,817	103.6	18,861	18,841	18,621	18,873	101.8	-	-	12,339	11,837	-	12,608	129.5			
	1C	17,257	17,131	-	17,322	95.1	17,323	17,198	-	17,388	93.5	7,778	138.3	11,041	10,399	-	11,331	115.8			
	2A	16,860	16,568	16,527	17,196	92.9	16,879	16,585	16,527	17,217	91.1	-	-	11,003	10,671	-	11,304	115.4			
	2B	15,825	15,687	15,559	15,977	87.2	16,318	15,974	15,992	16,728	88.1	7,410	131.8	10,212	9,620	9,538	10,425	107.1			
	2C	14,598	14,363	13,901	14,819	80.4	14,977	14,626	13,901	15,322	80.8	6,725	119.6	9,344	8,894	-	9,532	98.0			
	3A	13,990	13,675	14,451	14,093	77.1	14,479	14,033	15,110	14,752	78.2	6,250	111.2	8,803	8,682	8,678	9,202	92.4			
	3B	11,093	11,447	10,184	10,220	61.1	13,441	13,380	13,578	13,994	72.6	5,959	106	8,950	8,547	8,454	9,263	93.9			
	3C	10,238	10,281	9,206	9,992	56.4	12,371	12,329	10,632	12,923	66.8	5,577	99.2	8,270	7,918	8,035	8,524	86.8			
	D	5,125	5,062	8,172	9,286	28.2	8,908	8,949	8,172	9,286	48.1	4,844	86.1	5,440	5,440	-	-	57.1			
By quality grade 품질 등급	1**	21,941	22,476	-	21,897	120.9	21,941	22,476	-	21,897	118.4	-	-	-	-	-	-	-			
	1*	19,452	19,785	20,070	19,396	107.1	19,459	19,798	20,070	19,402	105.0	-	-	12,829	12,023	-	13,080	134.6			
	1	18,348	18,294	18,495	18,377	101.1	18,401	18,347	18,495	18,430	99.3	7,778	138.3	11,727	11,175	-	11,995	123.0			
	2	15,655	15,477	16,148	15,835	86.2	16,023	15,708	16,267	16,366	86.5	7,131	126.8	9,919	9,371	9,538	10,129	104.1			
	3	11,555	11,507	13,524	10,806	63.6	13,544	13,260	14,955	14,153	73.1	5,794	103.0	8,842	8,452	8,529	9,149	92.8			
By yield grade 수율 등급	A	19,439	18,020	14,801	20,227	107.1	19,508	18,103	15,383	20,253	105.3	6,250	111.2	9,186	9,028	8,678	10,044	96.4			
	B	18,335	16,863	11,475	19,037	101.0	18,837	17,536	14,833	19,419	101.7	6,051	107.6	9,627	9,063	8,480	9,985	101.0			
	C	17,285	15,952	12,060	17,821	95.2	17,561	16,468	13,165	17,985	94.8	5,645	100.4	9,340	8,823	8,035	9,602	98.0			

주) 1. 1998년부터 품종구분이 재분류됨
 젖소: 젖소암(경산우), 육우: 젖소암(미경산우), 젖소 수, 교잡우, 수입생우
 2. 농협음성(서울)축산물공판장은 농협서울축산물공판장이 이전한 것임(2011.3.2.)

Note) 1. Dairy heifer, male dairy cattle and crossbred cattle have been included in beef cattle and the price of dairy cattle is only that of cow since 1998
 2. NACF Seoul Slaughtering & Wholesale Center relocated to NACF Eumseong Slaughtering & Wholesale Center(2011.3.2.)

연도별, 품종별, 성별, 등급별 경락가격(농협음성(서울)축산물공판장)

판정기간 : 2017.01.01~12.31
판정장소 : 농협음성(서울)축산물공판장

Period : 2017.01.01~12.31
Place : NACF Eumseong(Seoul) Slaughtering & Wholesale Center

(단위 : 원/kg, %)

(unit : won/kg, %)

품 종 Species		전 체 Total					한 우 Hanwoo					젖 소 Dairy cattle					육 우 Beef				
성 별 Sex		평균 Average	암 Female	수 Male	거세 Castrated	가격비 Ratio	평균 Average	암 Female	수 Male	거세 Castrated	가격비 Ratio	암 Female	가격비 Ratio	평균 Average	암 Female	수 Male	거세 Castrated	가격비 Ratio			
Auction price by grade 입찰 등급 가격	평균 Ave	16,606	15,000	10,794	17,349	100.0	17,125	15,593	11,873	17,809	100.0	5,043	100.0	8,161	7,762	6,523	8,322	100.0			
	1**A	21,490	22,357	-	21,429	129.4	21,490	22,357	-	21,429	125.5	-	-	-	-	-	-	-			
	1**B	20,438	21,607	-	20,344	123.1	20,442	21,607	-	20,348	119.4	-	-	14,017	-	-	14,017	171.8			
	1**C	19,114	19,748	-	19,053	115.1	19,117	19,758	-	19,056	111.6	-	-	13,947	14,777	-	13,597	170.9			
	1*A	19,220	19,740	18,453	19,136	115.7	19,221	19,740	18,453	19,137	112.2	-	-	12,178	-	-	12,178	149.2			
	1*B	18,539	18,940	-	18,473	111.6	18,557	18,958	-	18,492	108.4	-	-	11,949	11,454	-	12,015	146.4			
	1*C	17,305	17,496	15,400	17,274	104.2	17,340	17,515	15,400	17,311	101.3	-	-	10,993	11,124	-	10,982	134.7			
	1A	18,032	18,130	16,965	17,977	108.6	18,035	18,135	16,965	17,979	105.3	-	-	9,314	8,121	-	10,399	114.1			
	1B	17,435	17,659	16,451	17,312	105.0	17,577	17,695	16,451	17,510	102.6	7,003	138.9	10,249	10,138	-	10,258	125.6			
	1C	15,976	16,031	15,043	15,948	96.2	16,134	16,099	15,043	16,153	94.2	6,703	132.9	9,426	9,622	-	9,394	115.5			
	2A	15,046	14,575	13,945	15,686	90.6	15,088	14,608	14,008	15,738	88.1	6,892	136.7	8,436	8,567	8,138	8,385	103.4			
	2B	13,800	13,751	12,701	13,858	83.1	14,449	13,946	12,966	15,076	84.4	6,170	122.3	8,697	8,288	8,173	8,759	106.6			
	2C	12,642	12,588	13,089	12,691	76.1	13,274	12,784	13,089	13,820	77.5	5,908	117.2	8,214	7,847	-	8,263	100.6			
	3A	11,408	11,614	11,121	11,456	68.7	11,682	11,783	11,462	11,942	68.2	5,535	109.8	7,199	7,748	6,653	7,789	88.2			
	3B	9,088	9,633	7,994	8,124	54.7	11,010	10,987	10,858	11,275	64.3	5,315	105.4	7,384	7,245	6,497	7,522	90.5			
	3C	8,555	8,816	6,990	7,569	51.5	10,323	10,323	10,846	10,285	60.3	5,064	100.4	6,989	6,802	6,268	7,070	85.6			
	D	4,419	4,423	3,202	4,971	26.6	5,080	5,445	3,243	5,486	29.7	4,341	86.1	3,984	3,825	2,645	4,215	48.8			
By quality grade 품질 등급	1**	20,177	20,969	-	20,111	121.5	20,180	20,974	-	20,113	117.8	-	-	13,983	14,777	-	13,846	171.3			
	1*	18,159	18,491	16,786	18,104	109.4	18,182	18,507	16,786	18,129	106.2	-	-	11,336	11,276	-	11,342	138.9			
	1	16,943	17,099	16,478	16,858	102.0	17,074	17,145	16,478	17,034	99.7	6,826	135.4	9,815	9,769	-	9,821	120.3			
	2	13,619	13,520	13,572	13,720	82.0	14,177	13,690	13,691	14,760	82.8	6,080	120.6	8,481	8,114	8,161	8,535	103.9			
	3	9,386	9,652	10,218	8,330	56.5	11,029	10,933	11,390	11,382	64.4	5,198	103.1	7,292	7,177	6,507	7,420	89.4			
By yield grade 수율 등급	A	17,927	16,404	11,596	18,879	108.0	17,990	16,468	11,918	18,908	105.1	5,833	115.7	7,506	7,984	6,690	8,158	92.0			
	B	16,733	15,187	9,001	17,460	100.8	17,404	15,792	11,955	18,124	101.6	5,357	106.2	8,164	7,722	6,522	8,347	100.0			
	C	15,943	14,401	9,463	16,550	96.0	16,393	14,936	13,150	16,954	95.7	5,117	101.5	8,224	7,890	6,268	8,304	100.8			

주) 1. 1998년부터 품종구분이 재분류됨
 젖소: 젖소암(경산우), 육우: 젖소암(미경산우), 젖소 수, 교잡우, 수입생우
 2. 농협음성(서울)축산물공판장은 농협서울축산물공판장이 이전한 것임(2011.3.2.)

Note) 1. Dairy heifer, male dairy cattle and crossbred cattle have been included in beef cattle and the price of dairy cattle is only that of cow since 1998
 2. NACF Seoul Slaughtering & Wholesale Center relocated to NACF Eumseong Slaughtering & Wholesale Center(2011.3.2.)

연도별, 품종별, 성별, 등급별 경락가격(농협음성(서울)축산물공판장)

판정기간 : 2018.01.01~12.31
판정장소 : 농협음성(서울)축산물공판장

Period : 2018.01.01~12.31
Place : NACF Eumseong(Seoul) Slaughtering & Wholesale Center

(단위 : 원/kg, %)

(unit : won/kg, %)

품종 Species		전체 Total					한우 Hanwoo					젖소 Dairy cattle		육우 Beef				
성별 Sex		평균 Average	암 Female	수 Male	거세 Castrated	가격비 Ratio	평균 Average	암 Female	수 Male	거세 Castrated	가격비 Ratio	암 Female	가격비 Ratio	평균 Average	암 Female	수 Male	거세 Castrated	가격비 Ratio
Auction price by grade 입찰 등급 가격	평균 Ave	17,756	15,943	11,966	18,556	100.0	18,157	16,642	13,050	18,791	100.0	5,446	100.0	10,131	9,656	8,028	10,476	100.0
	1**A	22,135	23,421	-	22,047	124.7	22,137	23,421	-	22,049	121.9	-	-	14,119	-	-	14,119	139.4
	1**B	21,106	22,366	-	21,009	118.9	21,110	22,366	-	21,013	116.3	-	-	14,576	-	-	14,576	143.9
	1**C	19,773	20,668	-	19,699	111.4	19,776	20,691	-	19,701	108.9	10,120	185.8	15,506	-	-	15,506	153.1
	1*A	20,495	21,122	19,942	20,388	115.4	20,496	21,128	19,942	20,388	112.9	-	-	13,712	13,712	-	-	135.3
	1*B	19,748	20,348	18,087	19,649	111.2	19,766	20,371	18,087	19,666	108.9	-	-	13,447	12,621	-	13,592	132.7
	1*C	18,473	18,914	-	18,406	104.0	18,486	18,943	-	18,417	101.8	10,077	185.0	12,753	12,767	-	12,749	125.9
	1A	19,083	19,281	18,143	18,983	107.5	19,092	19,300	18,143	18,987	105.1	-	-	13,080	12,644	-	14,021	129.1
	1B	18,434	18,649	17,341	18,334	103.8	18,490	18,695	17,341	18,394	101.8	9,019	165.6	12,432	12,025	-	12,542	122.7
	1C	17,039	17,075	-	17,024	96.0	17,104	17,142	-	17,088	94.2	8,748	160.6	12,055	11,536	-	12,205	119.0
	2A	15,895	15,696	14,782	16,225	89.5	15,927	15,717	14,782	16,276	87.7	-	-	10,670	10,392	-	10,832	105.3
	2B	14,842	14,814	13,695	14,888	83.6	15,196	14,988	14,140	15,463	83.7	7,574	139.1	10,989	10,410	8,710	11,127	108.5
	2C	13,729	13,704	13,277	13,756	77.3	13,969	13,859	13,659	14,090	76.9	6,929	127.2	10,638	10,348	11,012	10,718	105.0
	3A	12,444	12,673	12,095	12,418	70.1	12,806	12,888	12,585	13,124	70.5	6,231	114.4	8,789	9,463	8,037	9,664	86.8
	3B	10,487	10,656	9,679	10,164	59.1	12,162	12,133	12,006	12,508	67.0	5,874	107.9	9,256	8,872	8,086	9,555	91.4
	3C	9,805	9,784	9,573	10,018	55.2	11,414	11,405	11,293	11,591	62.9	5,430	99.7	8,819	8,452	7,340	9,170	87.0
	D	4,613	4,518	6,750	7,799	26.0	7,590	6,934	10,530	9,038	41.8	4,398	80.8	4,882	4,459	5,490	4,718	48.2
By quality grade 품질 등급	1**	20,856	21,928	-	20,773	117.5	20,859	21,937	-	20,776	114.9	10,120	185.8	14,779	-	-	14,779	145.9
	1*	19,362	19,936	19,357	19,270	109.0	19,376	19,960	19,357	19,282	106.7	10,077	185.0	13,163	12,749	-	13,262	129.9
	1	17,982	18,174	17,715	17,895	101.3	18,037	18,225	17,715	17,951	99.3	8,834	162.2	12,249	11,820	-	12,378	120.9
	2	14,648	14,614	14,282	14,692	82.5	14,916	14,760	14,490	15,111	82.2	7,297	134.0	10,857	10,384	9,222	10,980	107.2
	3	10,690	10,678	11,336	10,393	60.2	12,141	12,058	12,460	12,537	66.9	5,688	104.4	9,163	8,824	8,020	9,508	90.4
By yield grade 수율 등급	A	19,043	17,477	12,576	19,998	107.2	19,128	17,561	13,037	20,035	105.3	6,231	114.4	9,310	10,153	8,037	10,234	91.9
	B	17,918	16,161	10,872	18,719	100.9	18,431	16,837	13,288	19,109	101.5	5,987	109.9	10,080	9,521	8,105	10,403	99.5
	C	17,093	15,332	10,328	17,739	96.3	17,371	15,918	11,954	17,877	95.7	5,575	102.4	10,461	9,903	7,627	10,728	103.3

주) 1. 1998년부터 품종구분이 재분류됨
 젖소: 젖소암(경산우), 육우: 젖소암(미경산우), 젖소 수, 교잡우, 수입생우
 2. 농협음성(서울)축산물공판장은 농협서울축산물공판장이 이전한 것임(2011.3.2.)

Note) 1. Dairy heifer, male dairy cattle and crossbred cattle have been included in beef cattle and the price of dairy cattle is only that of cow since 1998
 2. NACF Seoul Slaughtering & Wholesale Center relocated to NACF Eumseong Slaughtering & Wholesale Center(2011.3.2.)

연도별, 품종별, 성별, 등급별 경락가격(농협음성(서울)축산물공판장)

판정기간 : 2019.01.01~12.31
판정장소 : 농협음성(서울)축산물공판장

Period : 2019.01.01~12.31
Place : NACF Eumseong(Seoul) Slaughtering & Wholesale Center

(단위 : 원/kg, %)

(unit : won/kg, %)

품종 Species		전체 Total					한우 Hanwoo					젖소 Dairy cattle					육우 Beef				
성별 Sex		평균 Average	암 Female	수 Male	거세 Castrated	가격비 Ratio	평균 Average	암 Female	수 Male	거세 Castrated	가격비 Ratio	암 Female	가격비 Ratio	평균 Average	암 Female	수 Male	거세 Castrated	가격비 Ratio			
Auction price by grade 입찰 등급 가격	평균 Ave	18,196	16,027	11,786	19,044	100.0	18,492	16,534	13,470	19,219	100.0	6,258	100.0	9,867	9,360	8,255	10,197	100.0			
	1**A	22,581	23,227	-	22,535	124.1	22,581	23,227	-	22,535	122.1	-	-	-	-	-	-	-			
	1**B	21,472	22,362	-	21,402	118.0	21,475	22,382	-	21,403	116.1	10,819	172.9	15,502	16,915	-	14,900	157.1			
	1**C	20,228	20,660	-	20,182	111.2	20,234	20,697	-	20,186	109.4	-	-	13,204	12,376	-	13,970	133.8			
	1*A	20,868	21,108	-	20,827	114.7	20,868	21,108	-	20,827	112.8	-	-	-	-	-	-	-			
	1*B	20,089	20,311	18,495	20,052	110.4	20,100	20,332	18,495	20,062	108.7	-	-	13,168	12,839	-	13,279	133.5			
	1*C	18,847	18,750	-	18,866	103.6	18,869	18,790	-	18,884	102.0	9,465	151.2	12,570	12,371	-	12,630	127.4			
	1A	18,996	18,896	18,267	19,040	104.4	18,999	18,896	18,267	19,044	102.7	-	-	12,325	-	-	12,325	124.9			
	1B	18,272	18,093	15,989	18,343	100.4	18,311	18,123	15,989	18,385	99.0	7,889	126.1	11,985	11,597	-	12,079	121.5			
	1C	17,028	16,684	-	17,174	93.6	17,093	16,749	-	17,239	92.4	7,976	127.5	11,367	11,042	-	11,476	115.2			
	2A	15,620	15,277	15,659	15,980	85.8	15,649	15,303	15,659	16,012	84.6	6,982	111.6	11,151	10,494	-	11,547	113.0			
	2B	14,693	14,475	13,465	14,912	80.7	14,973	14,625	14,053	15,340	81.0	7,504	119.9	10,652	10,175	9,882	10,783	108.0			
	2C	13,475	13,231	10,914	13,735	74.1	13,761	13,423	13,787	14,144	74.4	7,015	112.1	10,063	9,564	8,000	10,226	102.0			
	3A	12,398	12,386	12,122	12,857	68.1	12,759	12,606	13,105	13,590	69.0	6,688	106.9	8,859	9,057	8,369	9,484	89.8			
	3B	10,306	10,425	9,034	9,991	56.6	11,899	11,864	11,332	12,503	64.3	6,310	100.8	9,048	8,736	8,173	9,332	91.7			
	3C	9,520	9,550	9,358	9,246	52.3	11,069	11,059	11,224	11,368	59.9	5,994	95.8	8,497	8,266	7,810	8,672	86.1			
	D	5,236	5,218	9,764	6,056	28.8	6,092	5,915	9,764	6,148	32.9	5,187	82.9	5,313	4,188	-	5,966	53.8			
By quality grade 품질 등급	1**	21,424	21,974	-	21,378	117.7	21,427	21,997	-	21,379	115.9	10,819	172.9	13,919	13,373	-	14,322	141.1			
	1*	19,839	19,922	18,495	19,825	109.0	19,852	19,948	18,495	19,836	107.4	9,465	151.2	12,813	12,570	-	12,889	129.9			
	1	18,007	17,783	17,533	18,098	99.0	18,049	17,821	17,533	18,143	97.6	7,963	127.2	11,644	11,249	-	11,759	118.0			
	2	14,575	14,312	14,782	14,841	80.1	14,810	14,453	15,140	15,190	80.1	7,214	115.3	10,436	9,936	9,409	10,586	105.8			
	3	10,552	10,565	11,078	10,311	58.0	11,947	11,841	12,815	12,824	64.6	6,186	98.8	8,932	8,658	8,222	9,211	90.5			
By yield grade 수율 등급	A	19,378	17,222	12,740	20,255	106.5	19,438	17,302	13,663	20,279	105.1	6,706	107.2	9,429	9,511	8,369	10,369	95.6			
	B	18,242	16,030	10,073	19,097	100.3	18,635	16,668	12,901	19,347	100.8	6,366	101.7	9,860	9,314	8,234	10,194	99.9			
	C	17,262	15,189	9,542	18,072	94.9	17,570	15,776	11,557	18,235	95.0	6,096	97.4	9,952	9,430	7,830	10,189	100.9			

주) 1. 1998년부터 품종구분이 재분류됨
 2. 농협음성(서울)축산물공판장은 농협서울축산물공판장이 이전한 것임(2011.3.2.)
 3. 경락가격 평균은 결함 등의등급 제외

Note) 1. Dairy heifer, male dairy cattle and crossbred cattle have been included in beef cattle and the price of dairy cattle is only that of cow since 1998
 2. NACF Seoul Slaughtering & Wholesale Center relocated to NACF Eumseong Slaughtering & Wholesale Center(2011.3.2.)
 3. The Action price average excludes extras and defects

연도별, 품종별, 성별, 등급별 경락가격(농협음성(서울)축산물공판장)

판정기간 : 2020.01.01~12.31
판정장소 : 농협음성(서울)축산물공판장

Period : 2020.01.01~12.31
Place : NACF Eumseong(Seoul) Slaughtering & Wholesale Center

(단위 : 원/kg, %)

(unit : won/kg, %)

품종 Species		전체 Total					한우 Hanwoo					젖소 Dairy cattle		육우 Beef				
성별 Sex		평균 Average	암 Female	수 Male	거세 Castrated	가격비 Ratio	평균 Average	암 Female	수 Male	거세 Castrated	가격비 Ratio	암 Female	가격비 Ratio	평균 Average	암 Female	수 Male	거세 Castrated	가격비 Ratio
Auction price by grade 입찰가별	평균 Ave	20,171	17,754	12,307	21,186	100.0	20,497	18,257	13,795	21,400	100.0	6,439	100.0	10,514	9,750	7,656	10,966	100.0
	1**A	24,574	24,863	-	24,548	121.8	24,576	24,872	-	24,550	119.9	-	-	17,223	15,777	-	17,668	163.8
	1**B	23,377	23,884	-	23,321	115.9	23,385	23,931	-	23,326	114.1	-	-	14,551	14,252	-	14,850	138.4
	1**C	21,837	22,045	-	21,806	108.3	21,844	22,082	-	21,809	106.6	-	-	13,997	13,487	-	14,744	133.1
	1*A	22,434	22,382	20,529	22,445	111.2	22,448	22,396	20,529	22,459	109.5	-	-	14,341	12,584	-	14,655	136.4
	1*B	21,575	21,576	22,043	21,575	107.0	21,603	21,608	22,043	21,602	105.4	-	-	13,901	12,537	-	14,209	132.2
	1*C	20,151	19,910	19,133	20,224	99.9	20,189	19,959	19,133	20,258	98.5	-	-	12,991	12,915	-	13,025	123.6
	1A	21,034	20,739	19,019	21,159	104.3	21,075	20,748	19,019	21,214	102.8	-	-	13,003	12,545	-	13,035	123.7
	1B	20,301	20,059	17,645	20,412	100.6	20,392	20,098	17,645	20,528	99.5	8,215	127.6	12,562	11,476	-	12,683	119.5
	1C	18,661	18,170	18,069	18,935	92.5	18,747	18,252	18,069	19,024	91.5	7,268	112.9	11,965	11,636	-	12,126	113.8
	2A	16,636	16,337	16,958	16,901	82.5	16,804	16,382	17,247	17,196	82.0	-	-	11,500	10,555	8,629	11,648	109.4
	2B	15,867	15,665	15,993	16,085	78.7	16,167	15,841	15,993	16,546	78.9	7,536	117.0	11,256	10,428	-	11,463	107.1
	2C	14,617	14,393	13,400	14,936	72.5	14,951	14,652	13,400	15,403	72.9	7,342	114.0	10,675	10,058	-	10,977	101.5
	3A	12,453	12,759	11,675	11,842	61.7	13,329	13,294	12,886	14,008	65.0	6,578	102.2	9,121	8,836	7,782	9,634	86.8
	3B	11,165	11,293	10,800	10,561	55.4	12,712	12,698	12,763	12,874	62.0	6,435	99.9	9,181	8,682	7,558	9,610	87.3
	3C	10,487	10,557	9,441	9,835	52.0	11,923	11,919	11,985	12,062	58.2	6,189	96.1	8,822	8,388	7,157	9,184	83.9
	D	5,381	5,341	6,594	8,235	26.7	6,912	6,303	7,065	9,313	33.7	5,307	82.4	4,903	4,691	3,469	5,354	46.6
By quality grade 품질별	1**	23,415	23,611	-	23,393	116.1	23,421	23,646	-	23,396	114.3	-	-	14,788	14,099	-	15,443	140.7
	1*	21,414	21,244	21,234	21,456	106.2	21,442	21,279	21,234	21,483	104.6	-	-	13,600	12,739	-	13,854	129.4
	1	20,028	19,628	18,482	20,217	99.3	20,107	19,677	18,482	20,312	98.1	7,870	122.2	12,412	11,628	-	12,577	118.1
	2	15,779	15,490	16,101	16,091	78.2	16,060	15,665	16,232	16,515	78.4	7,443	115.6	11,116	10,269	8,629	11,367	105.7
	3	11,356	11,442	11,303	10,906	56.3	12,726	12,667	12,828	13,358	62.1	6,363	98.8	9,108	8,651	7,646	9,550	86.6
By yield grade 등급별	A	21,351	18,863	12,530	22,277	105.8	21,556	19,063	13,754	22,451	105.2	6,578	102.2	10,348	9,526	7,800	10,926	98.4
	B	20,187	17,804	11,972	21,179	100.1	20,573	18,419	13,905	21,431	100.4	6,506	101.0	10,557	9,596	7,558	11,020	100.4
	C	18,843	16,748	11,904	19,869	93.4	19,169	17,294	13,654	20,051	93.5	6,297	97.8	10,558	10,070	7,157	10,872	100.4

주) 1. 1998년부터 품종구분이 재분류됨
 2. 농협음성(서울)축산물공판장은 농협서울축산물공판장이 이전한 것임(2011.3.2.)
 3. 경락가격 평균은 결함·등외등급 제외

Note) 1. Dairy heifer, male dairy cattle and crossbred cattle have been included in beef cattle and the price of dairy cattle is only that of cow since 1998
 2. NACF Seoul Slaughtering & Wholesale Center relocated to NACF Eumseong Slaughtering & Wholesale Center(2011.3.2.)
 3. The Action price average excludes extras and defects

연도별, 품종별, 성별, 등급별 경락가격(농협음성(서울)축산물공판장)

판정기간 : 2021.01.01~12.31
판정장소 : 농협음성(서울)축산물공판장

Period : 2021.01.01~12.31
Place : NACF Eumseong(Seoul) Slaughtering & Wholesale Center

(단위 : 원/kg, %)

(unit : won/kg, %)

품종 Species		전체 Total					한우 Hanwoo					젖소 Dairy cattle					육우 Beef				
성별 Sex		평균 Average	암 Female	수 Male	거세 Castrated	가격비 Ratio	평균 Average	암 Female	수 Male	거세 Castrated	가격비 Ratio	암 Female	가격비 Ratio	평균 Average	암 Female	수 Male	거세 Castrated	가격비 Ratio			
Auction price by grade	평균 Ave	21,727	18,906	12,918	22,806	100.0	21,996	19,394	14,058	22,956	100.0	6,722	100.0	11,399	10,341	8,189	12,050	100.0			
	1**A	26,752	26,653	-	26,761	123.1	26,755	26,671	-	26,763	121.6	-	-	17,159	14,554	-	18,494	150.5			
	1**B	25,169	25,456	-	25,140	115.8	25,175	25,469	-	25,144	114.5	-	-	16,846	16,747	-	16,876	147.8			
	1**C	23,246	23,434	-	23,223	107.0	23,261	23,456	-	23,236	105.8	-	-	15,221	13,597	-	15,475	133.5			
	1*A	23,955	23,724	21,111	24,005	110.3	23,967	23,739	21,111	24,016	109.0	10,799	160.7	15,147	13,774	-	15,357	132.9			
	1*B	22,917	22,796	23,358	22,945	105.5	22,929	22,813	23,358	22,956	104.2	-	-	14,706	14,342	-	14,836	129.0			
	1*C	21,232	21,013	-	21,292	97.7	21,262	21,063	-	21,317	96.7	-	-	13,966	13,279	-	14,307	122.5			
	1A	22,305	22,044	19,695	22,410	102.7	22,339	22,063	19,695	22,451	101.6	10,233	152.2	13,743	12,555	-	13,897	120.6			
	1B	21,353	21,032	19,588	21,496	98.3	21,407	21,077	19,588	21,554	97.3	9,101	135.4	13,687	13,121	-	13,825	120.1			
	1C	19,445	18,952	17,108	19,695	89.5	19,532	19,031	17,108	19,787	88.8	11,088	165.0	12,900	12,396	-	13,092	113.2			
	2A	17,582	17,369	16,521	17,795	80.9	17,690	17,455	16,521	17,929	80.4	8,153	121.3	12,370	11,497	-	12,636	108.5			
	2B	16,711	16,600	16,541	16,826	76.9	16,984	16,768	16,884	17,222	77.2	8,141	121.1	12,230	11,481	9,099	12,419	107.3			
	2C	15,256	15,133	13,534	15,417	70.2	15,531	15,309	14,697	15,828	70.6	8,127	120.9	11,725	11,410	8,692	11,875	102.9			
	3A	13,116	13,213	12,170	13,269	60.4	13,868	13,854	13,290	14,412	63.0	7,135	106.1	9,772	9,371	8,367	10,757	85.7			
	3B	11,689	11,686	11,764	11,691	53.8	13,122	13,123	13,098	13,119	59.7	6,630	98.6	9,823	9,012	7,914	10,641	86.2			
	3C	11,376	11,416	11,115	10,887	52.4	12,295	12,293	11,919	12,492	55.9	6,095	90.7	9,663	9,227	6,699	10,048	84.8			
	D	5,386	5,350	5,523	8,098	24.8	7,152	6,819	5,631	9,195	32.5	5,286	78.6	4,706	4,962	4,849	4,309	41.3			
By quality grade	1**	25,326	25,357	-	25,322	116.6	25,333	25,373	-	25,328	115.2	-	-	16,164	15,253	-	16,399	141.8			
	1*	22,796	22,553	22,348	22,854	104.9	22,814	22,581	22,348	22,869	103.7	10,799	160.7	14,421	13,694	-	14,699	126.5			
	1	21,141	20,729	19,187	21,325	97.3	21,201	20,781	19,187	21,390	96.4	9,881	147.0	13,373	12,707	-	13,558	117.3			
	2	16,631	16,454	16,065	16,820	76.5	16,872	16,610	16,440	17,164	76.7	8,139	121.1	12,083	11,455	8,851	12,280	106.0			
	3	12,002	11,988	11,992	12,101	55.2	13,166	13,125	13,154	13,639	59.9	6,584	97.9	9,790	9,105	8,158	10,572	85.9			
By yield grade	A	23,182	20,155	12,902	24,216	106.7	23,337	20,423	13,995	24,299	106.1	7,277	108.3	11,105	10,151	8,367	12,171	97.4			
	B	21,669	18,898	13,077	22,737	99.7	22,003	19,538	14,366	22,912	100.0	6,736	100.2	11,339	10,052	7,976	12,031	99.5			
	C	19,967	17,641	12,355	20,983	91.9	20,212	18,021	13,262	21,147	91.9	6,348	94.4	11,717	11,118	7,597	12,025	102.8			

주) 1. 1998년부터 품종구분이 재분류됨
 2. 농협음성(서울)축산물공판장은 농협서울축산물공판장이 이전한 것임(2011.3.2.)
 3. 경락가격 평균은 결함·등외등급 제외

Note) 1. Dairy heifer, male dairy cattle and crossbred cattle have been included in beef cattle and the price of dairy cattle is only that of cow since 1998
 2. NACF Seoul Slaughtering & Wholesale Center relocated to NACF Eumseong Slaughtering & Wholesale Center(2011.3.2.)
 3. The Action price average excludes extras and defects

연도별, 품종별, 성별, 등급별 경락가격(농협음성(서울)축산물공판장)

판정기간 : 2022.01.01~12.31
판정장소 : 농협음성(서울)축산물공판장

Period : 2022.01.01~12.31
Place : NACF Eumseong(Seoul) Slaughtering & Wholesale Center

(단위: 원/kg, %)

(unit : won/kg, %)

품종 Species		전체 Total					한우 Hanwoo					젖소 Dairy cattle		육우 Beef				
성별 Sex		평균 Average	암 Female	수 Male	거세 Castrated	가격비 Ratio	평균 Average	암 Female	수 Male	거세 Castrated	가격비 Ratio	암 Female	가격비 Ratio	평균 Average	암 Female	수 Male	거세 Castrated	가격비 Ratio
Auction price by grade 입찰 등급별 가격	평균 Ave	19,978	16,846	12,081	21,216	100.0	20,183	17,128	12,899	21,367	100.0	7,274	100.0	10,644	9,285	8,324	11,181	100.0
	1**A	25,204	25,109	-	25,214	126.2	25,209	25,109	-	25,219	124.9	-	-	16,934	-	-	16,934	159.1
	1**B	23,494	23,821	-	23,459	117.6	23,501	23,846	-	23,464	116.4	-	-	14,728	13,271	-	15,331	138.4
	1**C	21,691	21,876	21,720	21,666	108.6	21,703	21,942	21,720	21,671	107.5	-	-	12,274	11,070	-	13,742	115.3
	1*A	21,667	21,285	-	21,774	108.5	21,679	21,296	-	21,786	107.4	-	-	13,335	12,886	-	13,458	125.3
	1*B	20,628	20,324	-	20,711	103.3	20,655	20,348	-	20,739	102.3	-	-	13,878	13,002	-	14,061	130.4
	1*C	19,118	18,568	-	19,288	95.7	19,150	18,588	-	19,325	94.9	-	-	12,494	11,070	-	12,701	117.4
	1A	19,441	18,870	17,863	19,753	97.3	19,473	18,879	17,863	19,800	96.5	-	-	12,205	10,921	-	12,330	114.7
	1B	18,531	17,939	18,078	18,837	92.8	18,601	17,970	18,078	18,931	92.2	9,140	125.7	12,407	11,269	-	12,539	116.6
	1C	16,845	16,005	17,942	17,298	84.3	16,929	16,055	17,942	17,406	83.9	9,386	129.0	11,584	10,105	-	11,847	108.8
	2A	14,906	14,334	16,144	15,597	74.6	14,988	14,373	16,144	15,753	74.3	8,044	110.6	11,189	10,355	-	11,352	105.1
	2B	14,052	13,624	15,655	14,599	70.3	14,272	13,743	15,655	15,017	70.7	7,857	108.0	11,088	9,855	-	11,378	104.2
	2C	12,733	12,410	13,999	13,176	63.7	12,926	12,548	13,999	13,493	64.0	8,120	111.6	10,507	9,532	-	10,871	98.7
	3A	10,456	10,345	11,165	10,872	52.3	10,741	10,563	12,016	11,864	53.2	7,403	101.8	9,059	8,628	8,310	9,520	85.1
	3B	9,572	9,512	10,491	9,891	47.9	10,124	10,080	11,141	10,578	50.2	7,185	98.8	9,069	8,369	8,357	9,578	85.2
	3C	9,472	9,447	8,528	9,797	47.4	9,725	9,701	8,528	10,394	48.2	6,930	95.3	8,946	8,187	-	9,325	84.0
	D	5,995	5,993	6,264	6,111	30.0	5,577	5,515	6,264	5,867	27.6	6,019	82.7	6,148	5,930	-	6,448	57.8
By quality grade 품질 등급별	1**	23,891	23,939	21,720	23,886	119.6	23,899	23,965	21,720	23,891	118.4	-	-	14,734	12,143	-	15,713	138.4
	1*	20,683	20,280	-	20,797	103.5	20,707	20,300	-	20,822	102.6	-	-	13,414	12,567	-	13,582	126.0
	1	18,500	17,868	17,924	18,835	92.6	18,564	17,898	17,924	18,921	92.0	9,240	127.0	12,131	10,775	-	12,308	114.0
	2	14,148	13,674	15,958	14,747	70.8	14,328	13,775	15,958	15,076	71.0	7,959	109.4	10,965	9,811	-	11,264	103.0
	3	9,854	9,770	10,929	10,214	49.3	10,290	10,189	11,695	11,163	51.0	7,190	98.8	9,056	8,408	8,324	9,539	85.1
By yield grade 수율 등급별	A	21,220	17,782	12,217	22,520	106.2	21,334	17,918	13,094	22,607	105.7	7,460	102.6	10,486	9,327	8,310	11,108	98.5
	B	19,681	16,625	11,654	20,905	98.5	19,958	17,035	12,395	21,097	98.9	7,244	99.6	10,673	9,219	8,357	11,223	100.3
	C	18,233	15,685	13,250	19,300	91.3	18,400	15,880	13,250	19,445	91.2	7,231	99.4	10,705	9,469	-	11,117	100.6

주) 1. 1998년부터 품종구분이 재분류됨
 2. 농협음성(서울)축산물공판장은 농협서울축산물공판장이 이전한 것임(2011.3.2.)
 3. 경락가격 평균은 결함·등외등급 제외

Note) 1. Dairy heifer, male dairy cattle and crossbred cattle have been included in beef cattle and the price of dairy cattle is only that of cow since 1998
 2. NACF Seoul Slaughtering & Wholesale Center relocated to NACF Eumseong Slaughtering & Wholesale Center(2011.3.2.)
 3. The Action price average excludes extras and defects

연도별, 품종별, 성별, 등급별 경락가격(농협음성(서울)축산물공판장)

판정기간 : 2023.01.01~12.31
판정장소 : 농협음성(서울)축산물공판장

Period : 2023.01.01~12.31
Place : NACF Eumseong(Seoul) Slaughtering & Wholesale Center

(단위 : 원/kg, %)

(unit : won/kg, %)

품종 Species		전체 Total					한우 Hanwoo					젖소 Dairy cattle		육우 Beef				
성별 Sex		평균 Average	암 Female	수 Male	거세 Castrated	가격비 Ratio	평균 Average	암 Female	수 Male	거세 Castrated	가격비 Ratio	암 Female	가격비 Ratio	평균 Average	암 Female	수 Male	거세 Castrated	가격비 Ratio
Auction price by grade	평균 Ave	17,709	14,980	10,166	18,935	100.0	17,840	15,138	10,696	19,039	100.0	6,237	100.0	9,218	8,241	6,963	9,632	100.0
	1**A	22,533	21,845	-	22,626	127.2	22,535	21,850	-	22,627	126.3	-	-	12,205	10,343	-	12,849	132.4
	1**B	20,980	20,678	-	21,022	118.5	20,983	20,685	-	21,025	117.6	-	-	12,271	9,057	-	13,105	133.1
	1**C	19,271	18,998	-	19,319	108.8	19,280	19,011	-	19,327	108.1	-	-	12,152	10,374	-	12,539	131.8
	1*A	18,844	18,146	16,500	19,098	106.4	18,851	18,153	16,500	19,105	105.7	11,119	178.3	12,311	10,945	-	12,579	133.6
	1*B	17,967	17,299	20,085	18,189	101.5	17,981	17,320	20,085	18,202	100.8	7,144	114.5	12,369	10,812	-	12,927	134.2
	1*C	16,497	15,778	-	16,761	93.2	16,518	15,796	-	16,783	92.6	-	-	11,233	10,365	-	11,489	121.9
	1A	16,844	16,314	15,920	17,221	95.1	16,859	16,318	15,920	17,245	94.5	6,788	108.8	11,180	8,999	-	11,268	121.3
	1B	16,142	15,523	13,874	16,527	91.2	16,183	15,549	13,874	16,579	90.7	7,450	119.4	11,144	10,004	-	11,400	120.9
	1C	14,533	13,783	14,301	15,030	82.1	14,592	13,819	14,301	15,109	81.8	-	-	10,311	9,330	-	10,608	111.9
	2A	12,962	12,557	13,041	13,622	73.2	13,010	12,580	13,372	13,724	72.9	6,909	110.8	9,794	8,688	7,099	10,122	106.2
	2B	12,249	11,918	13,470	12,768	69.2	12,395	11,999	13,470	13,071	69.5	6,735	108.0	9,648	8,592	-	9,899	104.7
	2C	11,016	10,824	13,249	11,318	62.2	11,160	10,893	13,249	11,642	62.6	6,367	102.1	9,260	8,550	-	9,390	100.5
	3A	9,398	9,375	9,371	9,629	53.1	9,566	9,494	9,807	10,312	53.6	6,301	101.0	7,773	7,669	6,801	8,111	84.3
	3B	8,547	8,532	8,899	8,588	48.3	8,909	8,873	9,260	9,313	49.9	6,210	99.6	7,812	7,450	7,053	8,072	84.7
	3C	8,037	8,041	7,237	8,107	45.4	8,290	8,282	7,430	8,706	46.5	5,927	95.0	7,681	7,343	7,162	7,877	83.3
	D	5,295	5,304	5,129	5,135	29.9	4,574	4,361	5,129	5,457	25.6	5,404	86.6	4,949	5,041	-	4,903	53.7
By quality grade	1**	21,203	20,689	-	21,277	119.7	21,207	20,697	-	21,281	118.9	-	-	12,203	9,870	-	12,785	132.4
	1*	17,929	17,237	18,056	18,171	101.2	17,943	17,253	18,056	18,184	100.6	8,596	137.8	11,956	10,671	-	12,358	129.7
	1	16,037	15,429	14,333	16,436	90.6	16,076	15,452	14,333	16,488	90.1	7,321	117.4	10,828	9,660	-	11,096	117.5
	2	12,301	11,966	13,278	12,834	69.5	12,423	12,027	13,407	13,099	69.6	6,651	106.6	9,553	8,595	7,099	9,773	103.6
	3	8,756	8,734	9,086	8,843	49.4	9,061	9,003	9,557	9,696	50.8	6,168	98.9	7,787	7,480	6,959	8,050	84.5
By yield grade	A	18,744	15,708	10,050	20,138	105.8	18,806	15,772	10,527	20,189	105.4	6,438	103.2	9,072	8,129	6,819	9,673	98.4
	B	17,576	14,858	10,373	18,774	99.2	17,747	15,085	10,799	18,900	99.5	6,273	100.6	9,176	8,137	7,053	9,613	99.5
	C	16,251	14,027	9,809	17,257	91.8	16,382	14,163	11,732	17,379	91.8	5,983	95.9	9,409	8,670	7,162	9,652	102.1

주) 1. 1998년부터 품종구분이 재분류됨
 2. 농협음성(서울)축산물공판장은 농협서울축산물공판장이 이전한 것임(2011.3.2.)
 3. 경락가격 평균은 결함·등외등급 제외

Note) 1. Dairy heifer, male dairy cattle and crossbred cattle have been included in beef cattle and the price of dairy cattle is only that of cow since 1998
 2. NACF Seoul Slaughtering & Wholesale Center relocated to NACF Eumseong Slaughtering & Wholesale Center(2011.3.2.)
 3. The Action price average excludes extras and defects

연도별, 품종별, 성별, 등급별 경락가격(농협음성(서울)축산물공판장)

판정기간 : 2024.01.01~12.31
판정장소 : 농협음성(서울)축산물공판장

Period : 2024.01.01~12.31
Place : NACF Eumseong(Seoul) Slaughtering & Wholesale Center

(단위 : 원/kg, %)

(unit : won/kg, %)

품종 Species		전체 Total					한우 Hanwoo					젖소 Dairy cattle		육우 Beef				
성별 Sex		평균 Average	암 Female	수 Male	거세 Castrated	가격비 Ratio	평균 Average	암 Female	수 Male	거세 Castrated	가격비 Ratio	암 Female	가격비 Ratio	평균 Average	암 Female	수 Male	거세 Castrated	가격비 Ratio
Auction price by grade 입찰 등급별 가격	평균 Ave	17,527	15,189	10,134	18,446	100.0	17,613	15,324	10,313	18,504	100.0	6,560	100.0	9,669	8,249	6,941	10,270	100.0
	1**A	21,614	20,686	-	21,738	123.3	21,614	20,686	-	21,738	122.7	-	-	14,682	-	-	14,682	151.8
	1**B	20,255	19,694	-	20,343	115.6	20,255	19,697	-	20,343	115.0	-	-	13,302	12,075	-	15,456	137.6
	1**C	18,676	18,115	-	18,793	106.6	18,680	18,122	-	18,797	106.1	-	-	11,858	10,492	-	12,344	122.6
	1*A	17,975	17,202	-	18,213	102.6	17,979	17,205	-	18,216	102.1	-	-	12,341	10,144	-	12,856	127.6
	1*B	17,146	16,555	15,647	17,331	97.8	17,152	16,558	15,647	17,337	97.4	-	-	12,567	12,016	-	12,668	130.0
	1*C	15,784	14,981	-	16,102	90.1	15,789	14,983	-	16,108	89.6	-	-	12,152	11,622	-	12,275	125.7
	1A	16,365	15,750	15,154	16,719	93.4	16,374	15,752	15,154	16,734	93.0	-	-	11,615	8,988	-	11,722	120.1
	1B	15,695	15,213	14,321	15,979	89.5	15,717	15,226	14,321	16,008	89.2	7,499	114.3	11,493	10,110	-	11,759	118.9
	1C	14,255	13,660	13,988	14,687	81.3	14,285	13,684	13,988	14,725	81.1	-	-	10,723	9,041	-	11,290	110.9
	2A	12,882	12,615	11,724	13,229	73.5	12,925	12,640	11,724	13,305	73.4	7,253	110.6	10,385	8,901	-	10,673	107.4
	2B	12,341	12,129	11,986	12,657	70.4	12,437	12,196	11,986	12,823	70.6	6,900	105.2	10,336	8,672	-	10,687	106.9
	2C	11,329	11,167	10,938	11,606	64.6	11,393	11,224	10,938	11,702	64.7	6,500	99.1	10,185	9,004	-	10,546	105.3
	3A	10,251	10,315	9,660	10,116	58.5	10,464	10,486	9,808	10,737	59.4	6,850	104.4	8,672	8,041	7,138	9,048	89.7
	3B	9,337	9,366	9,058	9,186	53.3	9,962	9,986	9,320	9,936	56.6	6,523	99.4	8,154	7,558	6,763	8,681	84.3
	3C	9,266	9,269	7,284	9,475	52.9	9,551	9,561	7,284	9,882	54.2	6,161	93.9	8,475	7,906	-	9,122	87.7
	D	5,587	5,575	5,996	5,867	31.9	5,322	5,153	5,998	5,881	30.2	5,623	85.7	5,414	4,941	5,995	5,832	56.0
By quality grade 품질 등급별	1**	20,462	19,644	-	20,590	116.7	20,463	19,647	-	20,592	116.2	-	-	12,665	11,214	-	13,271	131.0
	1*	17,143	16,391	15,647	17,388	97.8	17,147	16,395	15,647	17,393	97.4	-	-	12,421	11,496	-	12,611	128.5
	1	15,662	15,073	14,495	16,020	89.4	15,683	15,085	14,495	16,048	89.0	7,499	114.3	11,246	9,544	-	11,607	116.3
	2	12,410	12,164	11,869	12,764	70.8	12,484	12,214	11,869	12,891	70.9	6,869	104.7	10,315	8,806	-	10,656	106.7
	3	9,667	9,691	9,385	9,575	55.2	10,117	10,126	9,572	10,341	57.4	6,531	99.6	8,307	7,674	6,941	8,816	85.9
By yield grade 수율 등급별	A	18,359	15,679	9,937	19,363	104.7	18,408	15,737	10,082	19,406	104.5	6,891	105.0	9,756	8,383	7,138	10,212	100.9
	B	17,425	15,189	10,405	18,292	99.4	17,549	15,405	10,642	18,365	99.6	6,549	99.8	9,490	8,063	6,763	10,152	98.1
	C	16,164	14,358	9,457	16,967	92.2	16,221	14,435	9,457	17,011	92.1	6,219	94.8	10,176	8,787	-	10,748	105.2

주) 1. 1998년부터 품종구분이 재분류됨
 2. 농협음성(서울)축산물공판장은 농협서울축산물공판장이 이전한 것임(2011.3.2.)
 3. 경락가격 평균은 결함·등외등급 제외

Note) 1. Dairy heifer, male dairy cattle and crossbred cattle have been included in beef cattle and the price of dairy cattle is only that of cow since 1998
 2. NACF Seoul Slaughtering & Wholesale Center relocated to NACF Eumseong Slaughtering & Wholesale Center(2011.3.2.)
 3. The Action price average excludes extras and defects

바. 경락가격 상위 10%의 품종별, 성별 도체성적

Top 10% auction price of beef carcass analyzed by species and sex

1) 한우-전체

Hanwoo(Korean native cattle) Total

판정장소 : 전국 도매시장

Place : Wholesale Center

연도	평균 경락가격 (원/kg)	경락가격 상위 10% 도체성적						
		경락가격 (원/kg)	도체중량 (kg)	등지방두께 (mm)	등심단면적 (cm ²)	근내지방도 (No.)	육질등급	육량등급
2002	13,675	16,155	326.7±37.7	9.4±3.5	81.0±9.3	5.3±1.6	3.4±0.8	2.4±0.5
2003	14,783	18,306	338.8±41.9	10.1±3.1	81.6±9.8	5.8±1.2	3.6±0.6	2.3±0.5
2004	12,893	16,553	346.9±44.8	10.9±4.0	82.3±10.1	5.8±1.6	3.6±0.8	2.3±0.6
2005	14,552	17,652	354.6±45.7	11.1±4.0	83.2±10.1	7.5±1.5	4.5±0.7	2.4±0.6
2006	14,261	18,847	366.2±48.7	11.5±4.0	84.9±10.0	7.5±1.2	4.5±0.6	2.3±0.6
2007	14,489	18,079	371.5±52.3	12.4±4.6	85.9±10.7	7.4±1.1	4.4±0.6	2.2±0.6
2008	13,604	17,281	384.4±53.7	12.9±4.7	88.7±11.0	7.4±1.1	4.5±0.6	2.2±0.6
2009	15,881	19,578	396.3±54.1	12.4±4.6	90.5±11.1	7.7±1.1	4.6±0.5	2.3±0.6
2010	16,036	20,604	398.9±54.1	12.6±4.7	92.8±11.8	7.8±1.1	4.7±0.5	2.3±0.6
2011	12,782	17,131	404.9±53.6	12.5±4.6	95.6±12.3	7.8±1.1	4.7±0.5	2.3±0.5
2012	13,121	17,519	412.3±49.6	12.7±4.5	97.7±12.0	8.0±1.0	4.7±0.5	2.3±0.5
2013	12,814	16,989	412.7±52.6	12.5±4.5	97.5±12.2	7.9±1.0	4.7±0.5	2.3±0.5
2014	14,283	17,725	414.3±52.9	12.3±4.2	98.0±12.3	7.8±1.1	4.7±0.5	2.3±0.5
2015	16,284	19,623	416.6±52.1	12.4±4.0	99.0±12.1	7.7±1.1	4.6±0.5	2.3±0.5
2016	18,116	22,063	420.1±52.5	12.5±4.0	99.3±12.1	7.6±1.1	4.5±0.5	2.3±0.5
2017	16,719	20,734	423.3±54.0	12.6±4.1	99.5±12.2	7.7±1.1	4.6±0.5	2.3±0.5
2018	17,772	21,765	424.4±55.7	12.6±3.9	101.7±12.9	7.7±1.1	4.6±0.5	2.3±0.5
2019	17,965	22,224	434.3±55.0	12.5±4.0	105.3±13.2	8.0±1.0	4.7±0.5	2.4±0.5
2020	19,891	24,728	441.1±55.0	12.3±4.2	105.9±13.1	8.1±1.0	4.9±0.3	2.5±0.3
2021	21,169	26,954	449.9±56.1	12.4±4.1	106.6±13.0	8.4±0.9	5.0±0.2	2.4±0.2
2022	19,018	26,058	457.8±59.1	12.4±4.3	108.7±13.3	8.6±0.7	5.0±0.2	2.4±0.2
2023	16,628	23,397	467.1±61.7	12.4±4.4	110.1±13.4	8.6±0.7	5.0±0.1	2.4±0.1
2024	16,482	22,570	473.3±62.8	12.2±4.5	110.7±13.4	8.7±0.6	5.0±0.1	2.4±0.1

- 주) 1. 경락가격 상위 10% 도체성적은 도매시장 상장도체 중 일일 경락가격이 상위 10%에 해당하는 도체를 기준으로 집계함. 평균경락가격은 결함·등외제외 가격임
 2. 육량등급 : A등급=3, B등급=2, C등급=1, 등외=0
 3. 육질등급 : 1*등급=5, 1*등급=4, 1등급=3, 2등급=2, 3등급=1, 등외=0
- Note) 1. Top 10% auction price is based beef carcass of top 10% auction price for each day
 2. Yield grade : A=3, B=2, C=1, Other grade=0
 3. Quality grade : 1*grade=5, 1*grade=4, 1grade=3, 2grade=2, 3grade=1, Other grade=0

• 한우-암

Hanwoo(Korean native cattle) Female

판정장소 : 전국 도매시장

Place : Wholesale Center

연도	평균 경락가격 (원/kg)	경락가격 상위 10% 도체성적						
		경락가격 (원/kg)	도체중량 (kg)	등지방두께 (mm)	등심단면적 (cm ²)	근내지방도 (No.)	육질등급	육량등급
2002	14,067	16,800	309.7±29.2	10.9±2.9	78.5±8.3	6.1±0.8	3.9±0.4	2.2±0.4
2003	16,343	19,066	315.2±31.5	11.1±2.6	78.7±8.9	6.3±0.8	3.9±0.4	2.1±0.4
2004	13,676	18,135	322.0±34.4	12.3±3.4	78.7±8.7	6.4±1.1	3.9±0.5	2.0±0.4
2005	14,886	19,089	326.5±34.0	12.6±3.7	79.3±9.3	8.0±1.1	4.7±0.6	2.1±0.5
2006	14,431	19,562	329.4±36.7	13.0±3.7	80.5±9.7	7.7±1.1	4.6±0.6	2.1±0.5
2007	13,995	18,949	329.9±36.3	14.0±4.3	80.6±9.8	7.3±1.2	4.4±0.6	2.0±0.5
2008	12,779	17,699	332.1±36.1	14.3±4.8	81.8±9.7	7.1±1.2	4.2±0.6	2.0±0.5
2009	15,036	19,526	337.7±35.8	13.9±4.8	82.8±9.6	7.2±1.2	4.3±0.6	2.1±0.6
2010	14,884	20,730	342.2±37.2	13.9±5.0	84.4±10.2	7.0±1.2	4.2±0.6	2.1±0.6
2011	11,388	17,036	347.2±39.0	13.8±5.0	86.3±10.7	6.9±1.2	4.2±0.6	2.1±0.6
2012	11,290	16,281	343.7±37.8	13.1±4.6	86.3±10.6	6.7±1.2	4.1±0.6	2.1±0.6
2013	11,336	15,909	346.5±37.5	12.7±4.5	86.8±10.5	6.7±1.2	4.1±0.6	2.2±0.6
2014	13,304	17,114	354.3±38.8	12.8±4.3	88.6±10.5	6.8±1.2	4.2±0.6	2.2±0.6
2015	15,494	19,239	360.0±38.5	13.1±4.3	90.6±10.4	6.8±1.2	4.2±0.6	2.2±0.6
2016	17,079	21,492	366.4±38.9	13.3±4.3	91.7±10.7	6.8±1.2	4.2±0.6	2.2±0.6
2017	15,396	20,378	370.6±39.8	13.5±4.5	92.0±11.0	6.9±1.2	4.2±0.6	2.1±0.6
2018	16,481	21,536	372.5±40.5	13.7±4.3	93.4±11.2	6.9±1.2	4.2±0.6	2.1±0.6
2019	16,251	21,711	379.7±41.9	13.8±4.6	95.6±11.7	7.2±1.2	4.4±0.5	2.2±0.5
2020	17,877	23,953	384.0±42.6	13.7±4.9	96.2±11.6	7.2±1.2	4.6±0.5	2.3±0.5
2021	18,863	25,734	388.0±43.7	13.3±4.6	96.7±11.8	7.4±1.2	4.7±0.5	2.3±0.5
2022	16,269	24,361	391.5±45.2	13.5±4.9	98.0±12.0	7.6±1.2	4.7±0.5	2.3±0.5
2023	14,244	21,339	395.9±46.4	13.7±5.1	99.7±12.2	7.7±1.2	4.8±0.4	2.3±0.4
2024	14,607	20,807	403.3±47.5	13.6±5.1	101.5±12.6	8.0±1.0	4.9±0.3	2.3±0.3

- 주) 1. 경락가격 상위 10% 도체성적은 도매시장 상장도체 중 일일 경락가격이 상위 10%에 해당하는 도체를 기준으로 집계함. 평균경락가격은 결함·등외제외 가격임
 2. 육량등급 : A등급=3, B등급=2, C등급=1, 등외=0
 3. 육질등급 : 1*등급=5, 1*등급=4, 1등급=3, 2등급=2, 3등급=1, 등외=0
- Note) 1. Top 10% auction price is based beef carcass of top 10% auction price for each day
 2. Yield grade : A=3, B=2, C=1, Other grade=0
 3. Quality grade : 1*grade=5, 1*grade=4, 1grade=3, 2grade=2, 3grade=1, Other grade=0

경락가격 상위 10%의 품종별, 성별 도체성적

• 한우-수

Hanwoo(Korean native cattle) Male

판정장소 : 전국 도매시장

Place : Wholesale Center

연도	평균 경락가격 (원/kg)	경락가격 상위 10% 도체성적						
		경락가격 (원/kg)	도체중량 (kg)	등지방두께 (mm)	등심단면적 (cm ²)	근내지방도 (No.)	육질등급	육량등급
2002	13,149	15,231	347.5±32.5	5.3±2.2	86.3±8.8	2.1±1.0	1.8±0.6	2.9±0.2
2003	13,217	16,059	357.1±35.8	6.7±2.7	86.8±9.0	2.6±1.2	2.1±0.6	2.8±0.4
2004	11,681	14,302	368.7±37.9	6.9±3.0	88.0±9.0	2.5±1.2	2.0±0.7	2.8±0.4
2005	13,348	15,574	360.3±34.9	6.4±2.6	87.6±9.4	2.7±1.3	2.1±0.7	2.9±0.3
2006	11,858	15,137	368.1±35.6	6.5±2.5	86.4±8.9	2.7±1.1	2.2±0.6	2.9±0.3
2007	13,424	15,328	366.1±38.0	6.3±2.5	85.6±9.2	2.4±1.2	2.0±0.6	2.9±0.3
2008	10,911	13,604	380.4±40.4	6.7±2.8	87.5±9.4	2.5±1.1	2.1±0.5	2.9±0.3
2009	12,045	14,959	397.2±43.3	7.2±3.0	90.7±10.1	2.8±1.2	2.2±0.6	2.8±0.4
2010	14,928	17,429	399.9±48.9	7.1±2.8	92.9±10.5	2.6±1.4	2.0±0.8	2.9±0.4
2011	9,081	12,029	406.2±48.4	7.6±3.1	91.6±10.8	2.8±1.2	2.2±0.6	2.8±0.6
2012	9,783	13,034	406.6±47.2	7.5±3.4	92.4±10.6	3.0±1.3	2.3±0.6	2.8±0.6
2013	10,514	13,482	429.4±60.2	7.2±3.4	93.4±12.1	2.9±1.7	2.3±0.8	2.8±0.8
2014	11,574	14,053	422.8±53.1	7.3±3.2	93.4±11.4	2.8±1.3	2.2±0.7	2.8±0.7
2015	13,150	15,875	431.2±54.4	8.1±3.5	95.8±11.5	2.8±1.4	2.2±0.8	2.7±0.8
2016	15,263	18,104	427.0±56.1	8.2±3.4	95.1±11.2	2.7±1.5	2.1±0.8	2.7±0.8
2017	12,108	15,899	431.5±59.2	7.9±3.5	95.5±13.2	2.9±1.4	2.2±0.7	2.7±0.7
2018	12,813	16,639	448.4±60.8	8.0±3.4	98.0±12.7	2.8±1.4	2.2±0.7	2.7±0.7
2019	13,439	17,299	466.9±68.4	8.8±4.5	98.4±13.0	2.8±1.7	2.2±0.9	2.5±0.9
2020	13,386	18,290	481.2±68.4	7.0±3.3	103.1±14.7	3.1±1.7	2.3±0.9	2.1±0.9
2021	13,939	18,917	473.0±61.5	7.0±3.3	101.3±12.4	3.0±1.6	2.3±0.9	2.1±0.9
2022	12,433	17,468	476.0±83.8	6.8±3.6	100.3±15.0	3.2±2.0	2.4±1.1	2.1±1.1
2023	9,640	14,304	490.5±91.1	6.3±3.9	103.5±15.5	2.6±1.7	2.1±1.0	2.3±1.0
2024	9,660	13,466	477.3±90.6	6.4±3.7	97.5±14.7	2.6±1.6	2.1±0.9	2.1±0.9

주) 1. 경락가격 상위 10% 도체성적은 도매시장 상장도체 중 일일 경락가격이 상위 10%에 해당하는 도체를 기준으로 집계함. 평균경락가격은 결함·등외제외 가격임
 2. 육질등급 : A등급=3, B등급=2, C등급=1, 등외=0
 3. 육질등급 : 1⁺⁺등급=5, 1⁺등급=4, 1등급=3, 2등급=2, 3등급=1, 등외=0

Note) 1. Top 10% auction price is based beef carcass of top 10% auction price for each day
 2. Yield grade : A=3, B=2, C=1, Other grade=0
 3. Quality grade : 1⁺⁺grade=5, 1⁺grade=4, 1grade=3, 2grade=2, 3grade=1, Other grade=0

• 한우-거세

Hanwoo(Korean native cattle) Castrated

판정장소 : 전국 도매시장

Place : Wholesale Center

연도	평균 경락가격 (원/kg)	경락가격 상위 10% 도체성적						
		경락가격 (원/kg)	도체중량 (kg)	등지방두께 (mm)	등심단면적 (cm ²)	근내지방도 (No.)	육질등급	육량등급
2002	13,733	15,521	355.2±34.3	8.0±2.8	85.5±8.3	5.7±1.2	3.6±0.6	2.7±0.4
2003	16,063	18,235	364.6±33.4	8.8±2.8	86.5±8.6	6.2±1.1	3.8±0.4	2.7±0.5
2004	13,481	15,582	378.1±36.2	9.3±3.2	87.7±9.0	6.5±1.2	3.9±0.6	2.6±0.5
2005	14,839	16,997	383.2±37.3	9.8±3.6	87.3±8.7	7.8±1.2	4.7±0.6	2.6±0.5
2006	15,712	18,832	392.6±38.3	10.5±3.8	89.0±9.1	7.9±1.0	4.8±0.5	2.5±0.6
2007	14,940	17,697	403.2±39.2	11.1±4.3	90.1±9.5	7.6±1.0	4.6±0.5	2.4±0.6
2008	14,468	17,166	411.8±39.9	12.0±4.4	92.8±9.9	7.8±1.0	4.7±0.5	2.3±0.6
2009	16,962	19,713	421.7±40.1	11.7±4.3	94.8±10.1	8.1±0.9	4.8±0.4	2.4±0.6
2010	16,546	20,511	423.8±40.0	11.9±4.4	96.7±10.6	8.2±0.8	4.9±0.3	2.4±0.6
2011	13,557	17,223	427.2±40.9	12.0±4.3	99.6±11.2	8.3±0.8	4.9±0.3	2.4±0.3
2012	14,750	18,000	429.0±39.4	12.5±4.3	102.2±11.4	8.4±0.7	4.9±0.3	2.3±0.3
2013	13,973	17,515	433.2±40.3	12.2±4.3	102.3±11.5	8.4±0.7	4.9±0.3	2.3±0.3
2014	14,985	17,984	436.6±41.4	12.0±4.1	102.4±11.8	8.3±0.8	4.9±0.3	2.4±0.3
2015	16,855	19,727	438.6±41.4	12.0±3.8	103.1±11.6	8.2±0.9	4.8±0.4	2.4±0.4
2016	18,941	22,227	443.1±41.8	12.2±3.8	103.6±11.6	8.1±0.9	4.8±0.4	2.3±0.4
2017	17,710	20,870	447.3±43.5	12.1±3.9	103.6±11.7	8.1±0.9	4.8±0.4	2.3±0.4
2018	18,735	21,799	451.0±44.2	12.0±3.5	106.7±12.1	8.2±0.9	4.8±0.4	2.4±0.4
2019	19,116	22,393	456.0±45.4	11.9±3.5	110.1±12.4	8.4±0.8	4.9±0.3	2.5±0.3
2020	21,241	25,030	461.5±46.0	11.8±3.8	110.3±12.5	8.5±0.8	5.0±0.2	2.6±0.2
2021	22,667	27,440	468.4±47.2	11.9±3.8	110.7±12.5	8.7±0.6	5.0±0.1	2.5±0.1
2022	20,980	26,808	477.8±49.3	11.8±3.9	113.2±12.8	8.9±0.4	5.0±0.0	2.6±0.0
2023	18,619	24,357	488.5±52.5	11.8±4.1	114.9±13.2	8.9±0.4	5.0±0.0	2.5±0.0
2024	17,963	23,461	495.7±54.1	11.7±4.2	115.2±13.3	8.9±0.3	5.0±0.0	2.5±0.0

주) 1. 경락가격 상위 10% 도체성적은 도매시장 상장도체 중 일일 경락가격이 상위 10%에 해당하는 도체를 기준으로 집계함. 평균경락가격은 결함·등외제외 가격임
 2. 육질등급 : A등급=3, B등급=2, C등급=1, 등외=0
 3. 육질등급 : 1⁺⁺등급=5, 1⁺등급=4, 1등급=3, 2등급=2, 3등급=1, 등외=0

Note) 1. Top 10% auction price is based beef carcass of top 10% auction price for each day
 2. Yield grade : A=3, B=2, C=1, Other grade=0
 3. Quality grade : 1⁺⁺grade=5, 1⁺grade=4, 1grade=3, 2grade=2, 3grade=1, Other grade=0

경락가격 상위 10%의 품종별, 성별 도체성적

2) 젖소
Dairy cattle

판정장소 : 전국 도매시장

Place : Wholesale Center

연도	평균 경락가격 (원/kg)	경락가격 상위 10% 도체성적						
		경락가격 (원/kg)	도체중량 (kg)	등지방두께 (mm)	등심단면적 (cm ²)	근내지방도 (No.)	육질등급	육량등급
2002	4,426	6,243	381.9±47.5	5.7±2.3	72.4±8.8	2.5±1.4	1.8±0.7	1.8±0.4
2003	4,010	5,654	393.0±46.5	6.0±2.6	73.7±9.9	2.7±1.4	1.9±0.7	1.7±0.5
2004	4,701	5,798	392.4±46.7	6.2±2.9	73.1±10.0	2.3±1.4	1.6±0.7	1.7±0.5
2005	6,023	7,576	389.3±44.2	6.0±2.6	71.9±10.2	2.7±1.5	2.0±0.7	1.7±0.5
2006	5,697	7,241	399.6±42.3	6.3±2.6	73.6±9.6	2.7±1.4	2.0±0.7	1.7±0.5
2007	5,576	7,016	400.5±43.2	6.8±3.4	74.8±9.8	2.6±1.4	1.9±0.7	1.7±0.5
2008	4,736	5,985	403.8±44.1	6.6±2.9	75.9±10.2	2.4±1.4	1.7±0.7	1.8±0.4
2009	4,795	6,202	398.8±44.5	6.2±2.7	74.3±9.7	2.3±1.4	1.7±0.7	1.8±0.4
2010	5,338	6,787	405.5±43.3	6.5±2.8	76.2±9.4	2.0±1.3	1.6±0.6	1.8±0.4
2011	5,147	5,745	406.4±49.2	6.2±3.7	74.4±14.6	1.7±1.2	1.3±0.6	1.6±0.6
2012	5,052	5,894	408.2±45.5	5.9±2.9	74.5±12.0	1.7±1.2	1.3±0.6	1.7±0.6
2013	4,544	5,316	407.0±44.2	5.6±2.9	73.5±11.5	1.5±1.0	1.2±0.5	1.6±0.5
2014	4,830	5,525	409.2±46.7	5.7±3.0	71.5±12.0	1.5±0.9	1.2±0.5	1.5±0.5
2015	5,241	6,025	405.2±46.3	5.7±2.9	71.9±12.3	1.4±0.9	1.2±0.4	1.4±0.4
2016	6,017	6,667	410.8±45.8	5.7±2.9	71.4±16.0	1.4±0.9	1.1±0.5	1.4±0.5
2017	5,388	5,997	414.2±46.7	5.8±3.3	70.2±19.7	1.4±0.9	1.1±0.5	1.3±0.5
2018	5,874	6,723	416.7±48.2	6.1±2.9	74.6±13.1	1.4±0.9	1.2±0.4	1.4±0.4
2019	6,347	7,043	414.7±47.1	6.1±2.9	75.7±11.7	1.3±0.8	1.2±0.4	1.5±0.4
2020	6,516	7,506	420.6±48.2	6.4±3.3	75.8±11.7	1.5±1.0	1.3±0.5	1.7±0.5
2021	6,837	7,648	407.1±48.5	5.3±2.5	72.5±11.9	1.3±0.7	1.1±0.4	1.8±0.4
2022	7,258	8,020	399.5±45.5	5.2±2.3	71.1±12.1	1.2±0.6	1.1±0.4	1.8±0.4
2023	6,468	7,119	392.2±47.3	4.8±2.1	70.0±12.4	1.2±0.6	1.1±0.3	1.9±0.3
2024	6,781	7,562	398.0±46.1	4.7±2.0	70.2±12.1	1.2±0.7	1.1±0.4	1.8±0.4

주) 1. 경락가격 상위 10% 도체성적은 도매시장 상장도체 중 일일 경락가격이 상위 10%에 해당하는 도체를 기준으로 집계함. 평균경락가격은 결함·등외체의 가격임
 2. 육질등급 : A등급=3, B등급=2, C등급=1, 등외=0
 3. 육질등급 : 1**등급=5, 1*등급=4, 1등급=3, 2등급=2, 3등급=1, 등외=0

Note) 1. Top 10% auction price is based beef carcass of top 10% auction price for each day
 2. Yield grade : A=3, B=2, C=1, Other grade=0
 3. Quality grade : 1**grade=5, 1*grade=4, 1grade=3, 2grade=2, 3grade=1, Other grade=0

3) 육우-전체
Beef cattle Total

판정장소 : 전국 도매시장

Place : Wholesale Center

연도	평균 경락가격 (원/kg)	경락가격 상위 10% 도체성적						
		경락가격 (원/kg)	도체중량 (kg)	등지방두께 (mm)	등심단면적 (cm ²)	근내지방도 (No.)	육질등급	육량등급
2002	7,049	9,586	365.0±38.4	4.8±2.2	75.0±10.1	2.7±1.4	2.1±0.7	2.1±0.4
2003	6,347	9,028	385.1±41.7	5.8±3.2	75.6±8.7	3.4±1.6	2.5±0.8	2.0±0.4
2004	6,835	8,573	404.2±45.6	7.2±5.1	76.3±8.7	3.8±1.7	2.7±0.8	1.9±0.4
2005	8,756	10,855	397.5±37.5	6.3±2.8	75.4±8.1	4.2±1.6	2.9±0.8	2.0±0.3
2006	8,589	11,074	401.8±38.2	6.8±2.7	76.1±8.4	4.3±1.6	2.9±0.8	2.0±0.3
2007	8,341	10,689	411.3±39.0	6.9±3.0	76.6±8.6	4.4±1.4	2.9±0.7	1.9±0.3
2008	7,431	9,818	416.9±41.0	7.3±3.3	77.3±8.6	4.3±1.5	2.9±0.7	1.9±0.4
2009	8,735	11,166	420.8±40.3	6.8±2.8	77.6±8.6	4.4±1.5	3.0±0.8	1.9±0.3
2010	9,752	12,560	425.4±41.6	6.6±2.8	78.3±8.8	4.1±1.6	2.8±0.8	1.9±0.3
2011	7,317	9,573	434.3±45.3	7.7±3.5	79.8±9.6	4.5±1.6	3.0±0.8	1.8±0.8
2012	8,715	11,103	427.5±41.3	7.0±3.3	79.1±9.5	4.0±1.6	2.8±0.8	1.8±0.8
2013	7,815	9,974	428.0±43.2	7.0±3.7	79.4±9.6	3.8±1.6	2.7±0.7	1.8±0.7
2014	8,311	10,308	435.6±45.6	7.1±3.4	79.3±9.8	3.8±1.5	2.7±0.7	1.7±0.7
2015	10,060	12,354	431.9±42.9	7.0±3.4	77.4±8.9	3.5±1.5	2.5±0.7	1.7±0.7
2016	9,629	12,134	443.2±44.4	7.6±3.5	78.3±9.5	3.8±1.5	2.7±0.7	1.6±0.7
2017	8,390	10,600	449.4±44.2	7.7±3.6	78.8±9.1	4.1±1.4	2.8±0.7	1.6±0.7
2018	10,368	12,801	441.2±42.7	7.4±3.3	79.1±9.2	4.0±1.4	2.8±0.7	1.6±0.7
2019	10,096	12,530	446.8±41.8	7.9±3.5	80.7±9.6	4.2±1.5	2.9±0.7	1.6±0.7
2020	10,727	13,492	451.3±42.2	8.8±3.6	79.0±9.6	4.5±1.4	3.1±0.8	1.8±0.8
2021	11,649	14,407	460.1±44.5	8.7±3.6	80.2±9.6	4.7±1.5	3.2±0.8	1.8±0.8
2022	10,580	13,569	461.5±44.8	8.4±3.3	80.8±9.7	4.7±1.5	3.2±0.8	1.8±0.8
2023	9,369	12,251	461.8±44.8	7.9±3.1	80.6±9.8	4.7±1.4	3.2±0.8	1.9±0.8
2024	10,253	12,583	460.2±45.4	7.4±3.2	79.2±9.7	4.6±1.5	3.2±0.8	1.9±0.8

주) 1. 경락가격 상위 10% 도체성적은 도매시장 상장도체 중 일일 경락가격이 상위 10%에 해당하는 도체를 기준으로 집계함. 평균경락가격은 결함·등외체의 가격임
 2. 육질등급 : A등급=3, B등급=2, C등급=1, 등외=0
 3. 육질등급 : 1**등급=5, 1*등급=4, 1등급=3, 2등급=2, 3등급=1, 등외=0

Note) 1. Top 10% auction price is based beef carcass of top 10% auction price for each day
 2. Yield grade : A=3, B=2, C=1, Other grade=0
 3. Quality grade : 1**grade=5, 1*grade=4, 1grade=3, 2grade=2, 3grade=1, Other grade=0

경락가격 상위 10%의 품종별, 성별 도체성적

• 육우-암
Beef cattle Female

판정장소 : 전국 도매시장

Place : Wholesale Center

연도	평균 경락가격 (원/kg)	경락가격 상위 10% 도체성적						
		경락가격 (원/kg)	도체중량 (kg)	등지방두께 (mm)	등심단면적 (cm ²)	근내지방도 (No.)	육질등급	육량등급
2002	6,574	9,004	350.9±49.1	5.9±3.1	73.9±9.3	3.0±1.5	2.2±0.8	2.0±0.3
2003	5,977	8,574	359.9±42.8	6.1±2.7	74.6±8.9	3.4±1.6	2.5±0.8	1.9±0.4
2004	6,307	8,081	379.6±44.1	6.8±3.0	76.3±9.2	3.4±1.7	2.5±0.8	1.9±0.4
2005	8,196	10,202	374.0±42.3	6.7±3.0	76.2±9.2	3.7±1.7	2.7±0.8	2.0±0.4
2006	7,958	10,253	374.3±43.5	7.5±3.3	76.7±9.6	4.0±1.7	2.8±0.8	1.9±0.4
2007	7,788	10,093	380.3±43.2	8.2±4.1	78.2±9.9	4.2±1.6	2.9±0.8	1.9±0.4
2008	6,825	9,288	379.1±46.0	8.8±4.5	78.5±9.5	4.0±1.7	2.8±0.8	1.8±0.5
2009	7,938	10,322	378.7±46.6	8.1±3.7	78.8±10.0	3.9±1.7	2.7±0.8	1.9±0.4
2010	8,822	11,535	388.3±46.9	7.9±3.9	80.4±10.0	3.8±1.8	2.7±0.9	1.9±0.4
2011	7,141	9,256	399.1±49.4	8.7±3.9	81.5±10.6	4.3±1.8	2.9±0.9	1.8±0.9
2012	7,967	10,415	390.7±52.3	9.1±4.6	81.1±11.9	4.0±1.8	2.7±0.9	1.7±0.9
2013	7,308	9,459	382.9±50.7	8.6±4.9	80.3±10.8	3.9±1.7	2.7±0.8	1.8±0.8
2014	7,864	10,003	386.3±51.7	8.1±4.3	78.5±10.6	3.7±1.8	2.6±0.9	1.7±0.9
2015	9,144	11,478	399.7±50.6	8.1±4.1	77.5±9.9	3.2±1.4	2.3±0.7	1.7±0.7
2016	9,050	11,353	410.5±46.4	8.3±4.3	77.8±10.3	3.4±1.5	2.4±0.7	1.7±0.7
2017	7,837	10,046	417.2±50.7	8.7±4.3	78.9±10.6	3.8±1.6	2.7±0.8	1.6±0.8
2018	9,590	12,100	414.5±47.3	8.6±4.1	79.5±10.9	3.6±1.5	2.6±0.7	1.6±0.7
2019	9,281	11,710	413.3±49.0	8.8±4.0	80.6±10.8	3.7±1.6	2.7±0.8	1.6±0.8
2020	9,557	12,485	421.2±49.7	9.7±4.3	80.2±11.6	4.1±1.7	2.9±0.9	1.6±0.9
2021	10,261	13,084	423.1±50.2	9.4±4.1	81.4±11.6	3.9±1.7	2.8±0.9	1.6±0.9
2022	9,258	11,861	421.3±48.8	8.5±3.5	80.9±11.1	3.9±1.7	2.8±0.9	1.8±0.9
2023	8,081	10,627	421.0±49.5	8.3±3.8	81.1±11.5	4.0±1.6	2.8±0.9	1.8±0.9
2024	8,860	11,109	415.8±48.7	7.7±3.7	79.1±11.6	3.7±1.7	2.7±0.9	1.8±0.9

주) 1. 경락가격 상위 10% 도체성적은 도매시장 상장도체 중 일일 경락가격이 상위 10%에 해당하는 도체를 기준으로 집계함. 평균경락가격은 결함·등외체의 가격임
 2. 육량등급 : A등급=3, B등급=2, C등급=1, 등외=0
 3. 육질등급 : 1⁺등급=5, 1⁺등급=4, 1등급=3, 2등급=2, 3등급=1, 등외=0

Note) 1. Top 10% auction price is based beef carcass of top 10% auction price for each day
 2. Yield grade : A=3, B=2, C=1, Other grade=0
 3. Quality grade : 1⁺grade=5, 1⁺grade=4, 1grade=3, 2grade=2, 3grade=1, Other grade=0

• 육우-수
Beef cattle Male

판정장소 : 전국 도매시장

Place : Wholesale Center

연도	평균 경락가격 (원/kg)	경락가격 상위 10% 도체성적						
		경락가격 (원/kg)	도체중량 (kg)	등지방두께 (mm)	등심단면적 (cm ²)	근내지방도 (No.)	육질등급	육량등급
2002	6,435	8,451	365.8±42.3	3.6±1.8	82.4±11.8	1.1±0.4	1.1±0.3	2.5±0.5
2003	5,257	6,783	376.3±41.7	3.6±1.5	81.9±10.2	1.1±0.4	1.1±0.3	2.5±0.5
2004	6,257	6,997	385.5±47.1	3.7±1.7	81.9±10.7	1.1±0.4	1.1±0.3	2.4±0.5
2005	7,362	8,317	385.8±43.2	3.9±1.6	81.2±10.4	1.2±0.6	1.1±0.4	2.5±0.5
2006	6,954	7,989	389.5±45.1	4.2±2.0	81.4±10.8	1.2±0.5	1.1±0.4	2.4±0.5
2007	6,789	7,591	384.0±49.3	3.9±1.8	78.8±9.7	1.1±0.5	1.1±0.3	2.4±0.5
2008	5,653	6,404	395.1±54.4	4.0±1.9	82.6±10.8	1.1±0.4	1.1±0.3	2.4±0.5
2009	6,530	7,325	408.0±63.6	3.9±1.8	82.2±10.5	1.1±0.5	1.1±0.3	2.4±0.5
2010	7,440	8,109	416.2±78.5	3.9±1.9	84.5±13.9	1.1±0.3	1.1±0.2	2.3±0.6
2011	5,963	6,528	418.7±63.2	3.6±1.6	81.9±10.6	1.1±0.3	1.1±0.3	2.4±0.3
2012	6,954	8,188	413.0±61.3	3.9±2.4	84.4±12.6	1.2±0.7	1.1±0.4	2.3±0.4
2013	6,255	7,051	420.7±60.1	3.1±1.4	81.7±14.4	1.1±0.3	1.1±0.2	2.4±0.2
2014	7,063	7,850	437.8±63.3	3.5±1.8	81.4±11.4	1.1±0.2	1.1±0.2	2.2±0.2
2015	8,399	9,427	430.5±63.3	3.7±1.7	81.8±14.0	1.1±0.6	1.1±0.4	2.2±0.4
2016	8,374	9,299	460.3±67.2	3.9±2.0	84.0±11.6	1.2±0.5	1.2±0.4	2.2±0.4
2017	6,842	7,477	446.9±60.4	3.6±1.4	82.7±12.7	1.2±0.4	1.1±0.3	2.2±0.3
2018	8,259	9,154	453.8±59.4	3.6±1.7	86.3±11.9	1.1±0.4	1.1±0.3	2.2±0.3
2019	8,183	8,978	463.7±64.0	4.0±2.2	87.4±12.7	1.2±0.4	1.2±0.4	2.2±0.4
2020	7,727	8,757	482.1±70.6	3.5±2.0	88.9±10.7	1.2±0.4	1.2±0.4	2.4±0.4
2021	8,389	9,329	475.0±93.1	2.7±1.3	90.0±12.1	1.0±0.2	1.0±0.2	2.6±0.2
2022	8,165	8,839	504.4±88.7	3.1±1.6	90.7±14.8	1.1±0.2	1.1±0.2	2.5±0.2
2023	6,689	7,551	470.2±88.0	2.7±1.0	87.1±16.7	1.0±0.0	1.0±0.0	2.5±0.0
2024	7,347	8,017	468.0±80.5	2.5±1.3	86.8±17.2	1.1±0.4	1.1±0.3	2.5±0.3

주) 1. 경락가격 상위 10% 도체성적은 도매시장 상장도체 중 일일 경락가격이 상위 10%에 해당하는 도체를 기준으로 집계함. 평균경락가격은 결함·등외체의 가격임
 2. 육량등급 : A등급=3, B등급=2, C등급=1, 등외=0
 3. 육질등급 : 1⁺등급=5, 1⁺등급=4, 1등급=3, 2등급=2, 3등급=1, 등외=0

Note) 1. Top 10% auction price is based beef carcass of top 10% auction price for each day
 2. Yield grade : A=3, B=2, C=1, Other grade=0
 3. Quality grade : 1⁺grade=5, 1⁺grade=4, 1grade=3, 2grade=2, 3grade=1, Other grade=0

경락가격 상위 10%의 품종별, 성별 도체성적

• 육우-거세
Beef cattle Castrated

판정장소 : 전국 도매시장

Place : Wholesale Center

연도	평균 경락가격 (원/kg)	경락가격 상위 10% 도체성적						
		경락가격 (원/kg)	도체중량 (kg)	등지방두께 (mm)	등심단면적 (cm ²)	근내지방도 (No.)	육질등급	육량등급
2002	7,517	9,698	365.7±34.3	4.7±1.9	73.2±7.8	3.1±1.4	2.4±0.7	2.1±0.3
2003	6,959	9,345	391.5±39.4	5.9±3.4	75.4±7.9	3.8±1.6	2.7±0.8	1.9±0.4
2004	7,040	8,690	408.7±45.1	7.4±5.5	76.3±8.6	4.0±1.7	2.8±0.8	1.9±0.4
2005	9,247	11,108	400.5±36.0	6.3±2.7	75.5±8.0	4.6±1.6	3.1±0.8	2.0±0.3
2006	8,943	11,249	405.0±36.6	6.6±2.5	76.1±8.3	4.5±1.5	3.0±0.7	2.0±0.3
2007	8,553	10,791	415.3±37.0	6.7±2.7	76.5±8.4	4.5±1.4	3.0±0.7	1.9±0.3
2008	7,652	9,925	421.1±38.4	7.1±3.1	77.2±8.5	4.4±1.4	3.0±0.7	1.9±0.4
2009	8,969	11,272	424.8±37.6	6.7±2.7	77.5±8.5	4.5±1.5	3.0±0.7	1.9±0.3
2010	10,043	12,703	429.2±39.8	6.4±2.6	78.2±8.6	4.2±1.6	2.9±0.8	1.9±0.3
2011	7,401	9,635	439.0±42.4	7.5±3.4	79.6±9.4	4.6±1.5	3.1±0.7	1.8±0.7
2012	8,921	11,179	430.6±40.1	7.0±3.1	79.0±9.4	4.1±1.6	2.8±0.8	1.8±0.8
2013	8,021	10,079	432.9±40.2	6.9±3.5	79.3±9.4	3.9±1.5	2.7±0.7	1.7±0.7
2014	8,478	10,378	440.1±42.9	7.0±3.3	79.5±9.7	3.9±1.5	2.8±0.7	1.7±0.7
2015	10,562	12,572	436.6±40.5	7.0±3.4	77.8±9.0	3.7±1.5	2.6±0.7	1.7±0.7
2016	9,916	12,339	449.2±42.5	7.5±3.3	78.6±9.4	4.0±1.5	2.8±0.7	1.6±0.7
2017	8,573	10,713	453.2±42.7	7.5±3.4	78.9±9.1	4.2±1.4	2.9±0.7	1.6±0.7
2018	10,615	12,927	444.5±41.2	7.4±3.2	79.2±9.2	4.1±1.4	2.8±0.7	1.6±0.7
2019	10,314	12,647	449.6±40.6	7.9±3.4	80.8±9.5	4.4±1.5	3.0±0.7	1.6±0.7
2020	11,012	13,614	453.7±40.6	8.7±3.5	78.9±9.4	4.6±1.4	3.1±0.8	1.8±0.8
2021	11,999	14,584	463.1±43.1	8.7±3.5	80.4±9.3	4.9±1.5	3.3±0.8	1.8±0.8
2022	10,910	13,810	465.2±43.0	8.4±3.1	81.2±9.6	4.9±1.4	3.3±0.8	1.9±0.8
2023	9,646	12,457	464.3±44.0	7.9±3.0	80.8±9.8	4.9±1.4	3.3±0.8	1.9±0.8
2024	10,554	12,747	463.0±44.4	7.3±3.1	79.4±9.5	4.8±1.4	3.3±0.8	1.9±0.8

주) 1. 경락가격 상위 10% 도체성적은 도매시장 상장도체 중 일일 경락가격이 상위 10%에 해당하는 도체를 기준으로 집계함. 평균경락가격은 결함·등외제외 가격임
 2. 육량등급 : A등급=3, B등급=2, C등급=1, 등외=0
 3. 육질등급 : 1⁺⁺등급=5, 1⁺등급=4, 1등급=3, 2등급=2, 3등급=1, 등외=0

Note) 1. Top 10% auction price is based beef carcass of top 10% auction price for each day
 2. Yield grade : A=3, B=2, C=1, Other grade=0
 3. Quality grade : 1⁺⁺grade=5, 1⁺grade=4, 1grade=3, 2grade=2, 3grade=1, Other grade=0

사. 경락가격 상위 10%의 품종별, 성별 도체성적(도매시장별)

Top 10% auction price of beef carcass analyzed by wholesale market

1) 한우-전체

Hanwoo(Korean native cattle) Total

도매시장명	등외제외평균 경락가격 (원/kg)	경락가격 상위 10% 도체성적						
		경락가격 (원/kg)	도체중량 (kg)	등지방두께 (mm)	등심단면적 (cm ²)	근내지방도 (No.)	육질등급	육량등급
도드람	15,883	21,743	460.7±62.1	11.2±4.0	103.2±12.4	8.5±0.7	5.0±0.1	2.4±0.1
협신식품	16,810	22,816	480.3±56.7	11.4±3.3	107.6±12.6	8.7±0.6	5.0±0.1	2.5±0.1
삼성식품(주)	17,010	22,129	468.9±47.8	10.2±2.8	108.9±11.7	8.6±0.7	5.0±0.0	2.7±0.0
농협부천	16,380	22,247	470.3±57.8	12.0±4.0	109.6±13.5	8.4±0.7	5.0±0.1	2.4±0.1
농협음성	17,613	23,533	489.0±61.6	12.1±4.4	115.9±13.3	8.9±0.3	5.0±0.0	2.5±0.0
통합부경축공	15,397	22,343	443.2±64.2	13.4±5.2	108.0±14.2	8.4±0.8	5.0±0.2	2.3±0.2
신흥산업	15,778	21,310	491.1±44.0	11.0±4.5	103.0±12.7	8.2±1.3	4.8±0.4	2.5±0.4
농협고령	17,498	22,637	503.1±53.8	12.5±4.4	113.9±13.2	8.8±0.4	5.0±0.1	2.3±0.1
홍주미트	14,450	20,022	426.3±62.2	12.5±4.1	97.4±12.2	8.1±1.1	4.8±0.4	2.3±0.4
농협나주	14,443	19,544	437.9±68.6	11.6±4.4	97.4±12.6	7.9±1.2	4.8±0.4	2.3±0.4
제주축협	11,324	-	-	-	-	-	-	-
농협포크빌	16,254	21,751	453.1±61.9	12.0±4.7	108.6±12.5	8.7±0.6	5.0±0.1	2.5±0.1
해드림	15,738	21,254	477.4±57.5	12.3±4.4	108.8±13.2	8.5±0.9	4.9±0.3	2.3±0.3
안동봉화	17,474	21,621	495.9±53.6	11.2±4.4	109.3±11.9	8.6±0.6	5.0±0.1	2.4±0.1

주) 1. 경락가격 상위 10% 도체성적은 도매시장 상장도체 중 일일 경락가격이 상위 10%에 해당하는 도체를 기준으로 집계함. 평균경락가격은 결함·등외제외 가격임
 2. 육질등급 : A등급=3, B등급=2, C등급=1, 등외=0
 3. 육질등급 : 1**등급=5, 1*등급=4, 1등급=3, 2등급=2, 3등급=1, 등외=0
 4. 농협음성(서울)축산물공판장은 농협서울축산물공판장이 이전한 것임(2011.3.2.)
 5. 김해축산물공판장이 부경축산물공판장으로 통합(2022.2.3.)

Note) 1. Top 10% auction price is based beef carcass of top 10% auction price for each day
 2. Yield grade : A=3, B=2, C=1, Other grade=0
 3. Quality grade : 1**grade=5, 1*grade=4, 1grade=3, 2grade=2, 3grade=1, Other grade=0
 4. NACF Seoul Slaughtering & Wholesale Center relocated to NACF Eumseong Slaughtering & Wholesale Center(2011.3.2.)
 5. Gimhae(LPC) consolidated into Pukyung(2022.2.3.)

● 한우-암

Hanwoo(Korean native cattle) Male

도매시장명	등외제외평균 경락가격 (원/kg)	경락가격 상위 10% 도체성적						
		경락가격 (원/kg)	도체중량 (kg)	등지방두께 (mm)	등심단면적 (cm ²)	근내지방도 (No.)	육질등급	육량등급
도드람	14,211	19,996	392.6±44.2	12.2±4.6	94.9±11.2	7.7±1.2	4.8±0.5	2.3±0.5
협신식품	13,924	19,703	392.0±46.3	12.7±4.0	96.7±12.1	7.5±1.2	4.7±0.5	2.3±0.5
삼성식품(주)	13,043	17,305	368.5±0.7	17.5±3.5	91.5±4.9	7.0±1.4	4.5±0.7	1.5±0.7
농협부천	13,825	19,317	393.0±45.6	13.1±4.6	98.5±12.4	7.2±1.2	4.6±0.6	2.3±0.6
농협음성	15,324	21,070	403.6±48.3	13.5±5.0	103.7±12.4	8.4±0.8	5.0±0.2	2.4±0.2
통합부경축공	14,800	21,693	411.1±47.4	14.2±5.3	103.9±13.1	8.1±1.0	4.9±0.3	2.2±0.3
신흥산업	9,166	-	-	-	-	-	-	-
농협고령	12,198	17,270	397.6±86.0	14.0±7.7	97.3±19.8	6.1±2.3	4.0±1.0	2.1±1.0
홍주미트	13,646	19,051	387.2±44.2	13.1±4.3	92.6±11.1	7.5±1.3	4.6±0.5	2.2±0.5
농협나주	13,146	18,069	378.9±49.8	12.2±4.8	90.3±10.9	7.0±1.3	4.4±0.6	2.2±0.6
제주축협	9,803	-	-	-	-	-	-	-
농협포크빌	15,056	20,606	400.5±45.8	13.3±4.9	101.9±11.6	8.3±0.9	4.9±0.3	2.3±0.3
해드림	13,405	18,564	396.6±46.9	12.9±4.9	97.7±12.0	7.2±1.3	4.6±0.6	2.2±0.6
안동봉화	14,937	19,420	396.4±47.9	12.1±4.7	98.4±11.8	8.0±1.1	4.8±0.4	2.3±0.4

주) 1. 경락가격 상위 10% 도체성적은 도매시장 상장도체 중 일일 경락가격이 상위 10%에 해당하는 도체를 기준으로 집계함. 평균경락가격은 결함·등외제외 가격임
 2. 육질등급 : A등급=3, B등급=2, C등급=1, 등외=0
 3. 육질등급 : 1**등급=5, 1*등급=4, 1등급=3, 2등급=2, 3등급=1, 등외=0
 4. 농협음성(서울)축산물공판장은 농협서울축산물공판장이 이전한 것임(2011.3.2.)
 5. 김해축산물공판장이 부경축산물공판장으로 통합(2022.2.3.)

Note) 1. Top 10% auction price is based beef carcass of top 10% auction price for each day
 2. Yield grade : A=3, B=2, C=1, Other grade=0
 3. Quality grade : 1**grade=5, 1*grade=4, 1grade=3, 2grade=2, 3grade=1, Other grade=0
 4. NACF Seoul Slaughtering & Wholesale Center relocated to NACF Eumseong Slaughtering & Wholesale Center(2011.3.2.)
 5. Gimhae(LPC) consolidated into Pukyung(2022.2.3.)

경락가격 상위 10%의 품종별, 성별 도체성적(도매시장별)

• 한우-수

Hanwoo(Korean native cattle) Female

도매시장명	등외제외평균 경락가격 (원/kg)	경락가격 상위 10% 도체성적						
		경락가격 (원/kg)	도체중량 (kg)	등지방두께 (mm)	등심단면적 (cm ²)	근내지방도 (No.)	육질등급	육량등급
도드람	9,950	8,183	326.5±4.9	2.5±0.7	67.5±3.5	1.0±0.0	1.0±0.0	1.5±0.0
협신식품	9,968	-	-	-	-	-	-	-
삼성식품(주)	11,259	-	-	-	-	-	-	-
농협부천	9,062	9,381	422.2±114.5	5.3±2.9	98.3±35.9	1.5±0.8	1.2±0.4	2.5±0.4
농협음성	10,313	-	-	-	-	-	-	-
통합부경축공	9,157	-	-	-	-	-	-	-
신흥산업	13,974	-	-	-	-	-	-	-
농협고령	10,113	14,661	500.5±44.5	3.0±0.0	102.0±19.8	1.5±0.7	1.5±0.7	2.5±0.7
홍주미트	9,207	-	-	-	-	-	-	-
농협나주	8,836	8,000	469.0±0.0	2.0±0.0	90.0±0.0	1.0±0.0	1.0±0.0	3.0±0.0
제주축협	5,286	-	-	-	-	-	-	-
농협포크빌	10,034	11,407	447.5±142.1	3.5±0.7	92.0±5.7	2.0±1.4	1.5±0.7	2.5±0.7
해드림	8,510	-	-	-	-	-	-	-
안동봉화	9,842	-	-	-	-	-	-	-

주) 1. 경락가격 상위 10% 도체성적은 도매시장 상장도체 중 일일 경락가격이 상위 10%에 해당하는 도체를 기준으로 집계함. 평균경락가격은 결함·등외제외 가격임
 2. 육량등급 : A등급=3, B등급=2, C등급=1, 등외=0
 3. 육질등급 : 1st등급=5, 1st등급=4, 1등급=3, 2등급=2, 3등급=1, 등외=0
 4. 농협음성(서울)축산물공판장은 농협서울축산물공판장이 이전한 것임(2011.3.2.)
 5. 김해축산물공판장이 부경축산물공판장으로 통합(2022.2.3.)

Note) 1. Top 10% auction price is based beef carcass of top 10% auction price for each day
 2. Yield grade : A=3, B=2, C=1, Other grade=0
 3. Quality grade : 1stgrade=5, 1stgrade=4, 1grade=3, 2grade=2, 3grade=1, Other grade=0
 4. NACF Seoul Slaughtering & Wholesale Center relocated to NACF Eumseong Slaughtering & Wholesale Center(2011.3.2.)
 5. Gimhae(LPC) consolidated into Pukyang(2022.2.3.)

• 한우-거세

Hanwoo(Korean native cattle) Castrated

도매시장명	등외제외평균 경락가격 (원/kg)	경락가격 상위 10% 도체성적						
		경락가격 (원/kg)	도체중량 (kg)	등지방두께 (mm)	등심단면적 (cm ²)	근내지방도 (No.)	육질등급	육량등급
도드람	17,495	22,737	484.2±52.0	10.7±3.6	107.7±12.2	8.8±0.5	5.0±0.0	2.5±0.0
협신식품	17,731	23,404	488.9±51.3	11.2±3.2	109.7±12.5	8.8±0.5	5.0±0.0	2.5±0.0
삼성식품(주)	18,357	23,287	471.6±59.5	10.1±3.0	116.3±16.8	8.8±0.7	5.0±0.0	2.9±0.0
농협부천	17,792	23,126	481.5±52.2	11.8±3.9	113.0±13.4	8.7±0.5	5.0±0.0	2.5±0.0
농협음성	18,504	24,163	503.8±55.1	11.8±4.3	118.9±13.1	9.0±0.2	5.0±0.0	2.6±0.0
통합부경축공	17,831	23,979	502.1±55.4	11.9±4.3	118.4±14.7	8.9±0.3	5.0±0.0	2.5±0.0
신흥산업	16,039	21,701	499.3±37.6	11.3±4.7	105.3±10.9	8.4±1.1	4.9±0.3	2.4±0.3
농협고령	17,651	22,688	503.6±53.5	12.4±4.4	114.1±13.2	8.8±0.4	5.0±0.0	2.4±0.0
홍주미트	16,843	21,813	471.3±51.6	11.4±3.4	105.4±11.3	8.8±0.6	5.0±0.1	2.5±0.1
농협나주	16,322	20,783	474.3±56.2	11.0±3.7	103.8±12.5	8.5±0.8	5.0±0.2	2.4±0.2
제주축협	14,970	-	-	-	-	-	-	-
농협포크빌	17,828	22,787	485.9±51.5	11.2±4.4	114.4±12.4	8.9±0.3	5.0±0.0	2.6±0.0
해드림	17,459	22,210	492.2±48.3	11.9±4.2	113.4±13.1	8.8±0.5	5.0±0.1	2.4±0.1
안동봉화	17,932	21,826	501.1±50.3	11.0±4.3	110.5±11.7	8.7±0.5	5.0±0.1	2.5±0.1

주) 1. 경락가격 상위 10% 도체성적은 도매시장 상장도체 중 일일 경락가격이 상위 10%에 해당하는 도체를 기준으로 집계함. 평균경락가격은 결함·등외제외 가격임
 2. 육량등급 : A등급=3, B등급=2, C등급=1, 등외=0
 3. 육질등급 : 1st등급=5, 1st등급=4, 1등급=3, 2등급=2, 3등급=1, 등외=0
 4. 농협음성(서울)축산물공판장은 농협서울축산물공판장이 이전한 것임(2011.3.2.)
 5. 김해축산물공판장이 부경축산물공판장으로 통합(2022.2.3.)

Note) 1. Top 10% auction price is based beef carcass of top 10% auction price for each day
 2. Yield grade : A=3, B=2, C=1, Other grade=0
 3. Quality grade : 1stgrade=5, 1stgrade=4, 1grade=3, 2grade=2, 3grade=1, Other grade=0
 4. NACF Seoul Slaughtering & Wholesale Center relocated to NACF Eumseong Slaughtering & Wholesale Center(2011.3.2.)
 5. Gimhae(LPC) consolidated into Pukyang(2022.2.3.)

경락가격 상위 10%의 품종별, 성별 도체성적(도매시장별)

2) 젖소

Dairy cattle

도매시장명	평균 경락가격 (원/kg)	경락가격 상위 10% 도체성적						
		경락가격 (원/kg)	도체중량 (kg)	등지방두께 (mm)	등심단면적 (cm ²)	근내지방도 (No.)	육질등급	육량등급
도드람	6,902	7,488	408.5±47.0	4.5±1.9	74.3±12.5	1.3±0.7	1.1±0.4	2.0±0.4
협신식품	7,044	7,619	405.7±43.1	4.6±1.9	69.4±10.4	1.1±0.5	1.1±0.3	1.9±0.3
삼성식품(주)	7,146	7,554	405.4±41.2	4.7±2.5	71.3±9.3	1.3±0.6	1.2±0.5	1.8±0.5
농협부천	6,910	7,469	407.1±46.1	5.0±2.3	73.5±12.3	1.5±0.9	1.2±0.5	1.8±0.5
농협음성	6,560	6,929	383.8±53.6	4.7±2.4	78.0±10.7	1.6±0.9	1.1±0.7	1.8±0.7
통합부경축공	6,321	6,734	400.0±49.9	5.5±1.9	72.4±12.1	1.2±0.5	1.1±0.3	1.9±0.3
신흥산업	-	-	-	-	-	-	-	-
농협고령	5,561	-	-	-	-	-	-	-
홍주미트	6,741	7,282	403.9±45.3	4.8±2.3	71.9±11.5	1.3±0.8	1.1±0.4	2.0±0.4
농협나주	5,650	5,148	381.1±45.6	1.8±1.1	68.0±13.7	1.7±1.2	0.3±0.6	0.4±0.6
제주축협	-	-	-	-	-	-	-	-
농협포크빌	6,892	7,249	410.7±46.5	5.2±2.2	77.9±10.8	1.4±0.8	1.1±0.5	1.9±0.5
해드림	6,290	6,747	387.4±46.4	3.7±2.0	69.6±13.1	1.5±1.0	1.2±0.4	2.1±0.4
안동봉화	5,692	-	-	-	-	-	-	-

주) 1. 경락가격 상위 10% 도체성적은 도매시장 상장도체 중 일일 경락가격이 상위 10%에 해당하는 도체를 기준으로 집계함. 평균경락가격은 결함·등외제외 가격임
 2. 육질등급 : A등급=3, B등급=2, C등급=1, 등외=0
 3. 육량등급 : 1**등급=5, 1*등급=4, 1등급=3, 2등급=2, 3등급=1, 등외=0
 4. 농협음성(서울)축산물공판장은 농협서울축산물공판장이 이전한 것임(2011.3.2.)
 5. 김해축산물공판장이 부경축산물공판장으로 통합(2022.2.3.)

Note) 1. Top 10% auction price is based beef carcass of top 10% auction price for each day
 2. Yield grade : A=3, B=2, C=1, Other grade=0
 3. Quality grade : 1**grade=5, 1*grade=4, 1grade=3, 2grade=2, 3grade=1, Other grade=0
 4. NACF Seoul Slaughtering & Wholesale Center relocated to NACF Eumseong Slaughtering & Wholesale Center(2011.3.2.)
 5. Gimhae(LPC) consolidated into Pukyung(2022.2.3.)

3) 육우-전체

Beef cattle Total

도매시장명	평균 경락가격 (원/kg)	경락가격 상위 10% 도체성적						
		경락가격 (원/kg)	도체중량 (kg)	등지방두께 (mm)	등심단면적 (cm ²)	근내지방도 (No.)	육질등급	육량등급
도드람	9,914	12,079	450.5±45.1	6.5±2.7	77.0±10.0	3.7±1.6	2.7±0.9	2.0±0.9
협신식품	10,380	12,668	455.3±45.2	7.3±2.8	77.6±9.1	4.6±1.5	3.1±0.8	1.9±0.8
삼성식품(주)	10,512	12,551	457.1±41.8	6.8±3.2	77.3±8.7	5.1±1.3	3.5±0.8	1.9±0.8
농협부천	9,902	11,861	443.7±44.2	7.4±3.5	78.9±10.9	3.8±1.6	2.7±0.9	2.0±0.9
농협음성	9,669	11,628	441.8±54.3	7.6±5.0	80.6±10.2	4.2±1.9	2.9±1.0	2.1±1.0
통합부경축공	8,313	11,391	450.7±69.5	7.1±3.7	86.1±18.0	3.7±1.9	2.6±1.1	2.0±1.1
신흥산업	10,827	13,561	501.8±39.6	6.4±2.4	86.9±9.6	4.7±1.7	3.2±1.0	1.9±1.0
농협고령	10,707	13,166	480.8±50.4	8.1±3.6	84.9±10.5	5.2±1.3	3.5±0.8	1.9±0.8
홍주미트	8,679	10,534	429.6±61.9	7.6±3.5	77.7±11.1	2.9±1.9	2.2±1.0	1.9±1.0
농협나주	6,803	4,417	193.3±21.4	2.7±2.1	45.0±5.7	1.0±0.0	0.7±0.6	1.3±0.6
제주축협	-	-	-	-	-	-	-	-
농협포크빌	9,119	10,807	402.7±37.7	6.4±3.3	76.7±7.0	2.9±1.4	2.2±0.9	2.2±0.9
해드림	8,661	11,298	474.3±60.5	6.0±4.4	87.3±25.4	3.7±2.5	2.7±1.5	2.3±1.5
안동봉화	10,644	12,595	445.1±44.4	8.4±4.1	81.1±10.2	6.0±1.6	3.9±1.0	2.0±1.0

주) 1. 경락가격 상위 10% 도체성적은 도매시장 상장도체 중 일일 경락가격이 상위 10%에 해당하는 도체를 기준으로 집계함. 평균경락가격은 결함·등외제외 가격임
 2. 육질등급 : A등급=3, B등급=2, C등급=1, 등외=0
 3. 육량등급 : 1**등급=5, 1*등급=4, 1등급=3, 2등급=2, 3등급=1, 등외=0
 4. 농협음성(서울)축산물공판장은 농협서울축산물공판장이 이전한 것임(2011.3.2.)
 5. 김해축산물공판장이 부경축산물공판장으로 통합(2022.2.3.)

Note) 1. Top 10% auction price is based beef carcass of top 10% auction price for each day
 2. Yield grade : A=3, B=2, C=1, Other grade=0
 3. Quality grade : 1**grade=5, 1*grade=4, 1grade=3, 2grade=2, 3grade=1, Other grade=0
 4. NACF Seoul Slaughtering & Wholesale Center relocated to NACF Eumseong Slaughtering & Wholesale Center(2011.3.2.)
 5. Gimhae(LPC) consolidated into Pukyung(2022.2.3.)

경락가격 상위 10%의 품종별, 성별 도체성적(도매시장별)

• 육우-암
Beef cattle Female

도매시장명	평균 경락가격 (원/kg)	경락가격 상위 10% 도체성적						
		경락가격 (원/kg)	도체중량 (kg)	등지방두께 (mm)	등심단면적 (cm ²)	근내지방도 (No.)	육질등급	육량등급
도드람	8,314	9,779	389.3±49.8	6.8±2.7	76.4±9.5	2.6±1.5	2.0±0.9	2.0±0.9
협신식품	9,144	11,151	408.6±48.9	7.0±3.4	76.9±11.1	3.8±1.8	2.8±0.9	1.9±0.9
삼성식품(주)	9,001	10,967	395.6±47.8	7.5±4.6	77.9±11.4	3.7±1.8	2.6±1.1	1.9±1.1
농협부천	8,806	10,123	401.7±45.8	7.2±3.7	77.5±12.3	3.1±1.6	2.4±0.9	2.0±0.9
농협음성	8,249	9,166	393.1±60.6	7.1±3.8	78.6±14.1	2.8±1.4	2.2±0.8	2.1±0.8
통합부경축공	8,325	9,960	426.4±50.6	7.0±3.6	83.6±21.9	2.4±1.7	1.8±0.8	2.0±0.8
신흥산업	9,828	-	-	-	-	-	-	-
농협고령	10,094	12,840	489.9±42.3	10.3±5.1	88.5±8.4	5.3±1.2	3.5±0.8	1.5±0.8
홍주미트	8,302	9,304	366.4±51.8	6.5±4.2	72.8±10.0	1.9±1.4	1.5±0.7	1.9±0.7
농협나주	6,815	4,417	193.3±21.4	2.7±2.1	45.0±5.7	1.0±0.0	0.7±0.6	1.3±0.6
제주축협	-	-	-	-	-	-	-	-
농협포크빌	8,378	8,404	359.5±37.5	6.0±5.7	71.0±9.9	2.5±2.1	2.0±1.4	2.0±1.4
해드림	8,360	-	-	-	-	-	-	-
안동봉화	9,643	-	-	-	-	-	-	-

주) 1. 경락가격 상위 10% 도체성적은 도매시장 상장도체 중 일일 경락가격이 상위 10%에 해당하는 도체를 기준으로 집계함. 평균경락가격은 결함·등외제외 가격임
 2. 육질등급 : A등급=3, B등급=2, C등급=1, 등외=0
 3. 육량등급 : 1*등급=5, 1*등급=4, 1등급=3, 2등급=2, 3등급=1, 등외=0
 4. 농협음성(서울)축산물공판장은 농협서울축산물공판장이 이전한 것임(2011.3.2.)
 5. 김해축산물공판장이 부경축산물공판장으로 통합(2022.2.3.)

Note) 1. Top 10% auction price is based beef carcass of top 10% auction price for each day
 2. Yield grade : A=3, B=2, C=1, Other grade=0
 3. Quality grade : 1*grade=5, 1*grade=4, 1grade=3, 2grade=2, 3grade=1, Other grade=0
 4. NACF Seoul Slaughtering & Wholesale Center relocated to NACF Eumseong Slaughtering & Wholesale Center(2011.3.2.)
 5. Gimhae(LPC) consolidated into Pukyung(2022.2.3.)

• 육우-수
Beef cattle Male

도매시장명	평균 경락가격 (원/kg)	경락가격 상위 10% 도체성적						
		경락가격 (원/kg)	도체중량 (kg)	등지방두께 (mm)	등심단면적 (cm ²)	근내지방도 (No.)	육질등급	육량등급
도드람	7,632	-	-	-	-	-	-	-
협신식품	7,783	7,666	516.0±0.0	2.0±0.0	85.0±0.0	1.0±0.0	1.0±0.0	3.0±0.0
삼성식품(주)	7,430	-	-	-	-	-	-	-
농협부천	7,010	7,746	468.3±121.0	2.3±1.2	88.7±18.1	1.3±0.6	1.3±0.6	2.7±0.6
농협음성	6,941	-	-	-	-	-	-	-
통합부경축공	6,875	7,760	407.0±0.0	4.0±0.0	99.0±0.0	1.0±0.0	1.0±0.0	2.0±0.0
신흥산업	6,563	-	-	-	-	-	-	-
농협고령	7,096	5,120	609.0±0.0	2.0±0.0	94.0±0.0	1.0±0.0	1.0±0.0	3.0±0.0
홍주미트	7,486	-	-	-	-	-	-	-
농협나주	6,302	-	-	-	-	-	-	-
제주축협	-	-	-	-	-	-	-	-
농협포크빌	7,347	-	-	-	-	-	-	-
해드림	7,144	-	-	-	-	-	-	-
안동봉화	-	-	-	-	-	-	-	-

주) 1. 경락가격 상위 10% 도체성적은 도매시장 상장도체 중 일일 경락가격이 상위 10%에 해당하는 도체를 기준으로 집계함. 평균경락가격은 결함·등외제외 가격임
 2. 육질등급 : A등급=3, B등급=2, C등급=1, 등외=0
 3. 육량등급 : 1*등급=5, 1*등급=4, 1등급=3, 2등급=2, 3등급=1, 등외=0
 4. 농협음성(서울)축산물공판장은 농협서울축산물공판장이 이전한 것임(2011.3.2.)
 5. 김해축산물공판장이 부경축산물공판장으로 통합(2022.2.3.)

Note) 1. Top 10% auction price is based beef carcass of top 10% auction price for each day
 2. Yield grade : A=3, B=2, C=1, Other grade=0
 3. Quality grade : 1*grade=5, 1*grade=4, 1grade=3, 2grade=2, 3grade=1, Other grade=0
 4. NACF Seoul Slaughtering & Wholesale Center relocated to NACF Eumseong Slaughtering & Wholesale Center(2011.3.2.)
 5. Gimhae(LPC) consolidated into Pukyung(2022.2.3.)

경락가격 상위 10%의 품종별, 성별 도체성적(도매시장별)

• 육우-거세
Beef cattle Castrated

도매시장명	평균 경락가격 (원/kg)	경락가격 상위 10% 도체성적						
		경락가격 (원/kg)	도체중량 (kg)	등지방두께 (mm)	등심단면적 (cm ²)	근내지방도 (No.)	육질등급	육량등급
도드람	10,430	12,277	458.2±42.3	6.6±2.7	77.8±9.8	3.9±1.5	2.8±0.8	2.0±0.8
협신식품	10,569	12,787	457.7±44.1	7.3±2.8	77.9±9.1	4.7±1.4	3.2±0.8	1.9±0.8
삼성식품(주)	10,644	12,608	458.3±42.3	6.8±3.2	77.5±8.7	5.2±1.3	3.5±0.8	1.9±0.8
농협부천	10,377	12,024	445.2±42.7	7.1±3.1	78.8±9.9	3.9±1.6	2.8±0.9	2.1±0.9
농협음성	10,270	11,822	438.2±55.8	6.7±3.6	79.9±11.2	4.2±1.9	3.0±1.0	2.2±1.0
통합부경축공	9,565	12,736	460.0±73.4	7.3±4.9	96.3±24.6	5.7±0.6	3.7±0.6	2.3±0.6
신흥산업	10,958	13,644	498.3±43.9	6.5±2.6	87.3±9.8	4.8±1.8	3.3±1.1	2.0±1.1
농협고령	10,816	13,219	480.9±47.3	7.9±3.5	84.1±10.5	5.2±1.4	3.5±0.8	1.9±0.8
홍주미트	9,687	11,778	448.0±68.5	10.5±3.4	78.5±10.7	4.5±1.9	3.3±1.0	1.5±1.0
농협나주	6,913	-	-	-	-	-	-	-
제주축협	-	-	-	-	-	-	-	-
농협포크빌	9,740	11,297	413.0±35.5	6.5±3.4	78.4±6.8	3.2±1.4	2.4±0.8	2.2±0.8
해드림	9,135	11,558	463.5±81.3	3.5±0.7	80.5±31.8	3.5±3.5	2.5±2.1	2.5±2.1
안동봉화	10,749	12,628	453.2±36.7	8.1±4.1	81.0±9.9	6.0±1.6	3.9±1.0	2.0±1.0

주) 1. 경락가격 상위 10% 도체성적은 도매시장 상장도체 중 일일 경락가격이 상위 10%에 해당하는 도체를 기준으로 집계함. 평균경락가격은 결함·등외제외 가격임
 2. 육량등급 : A등급=3, B등급=2, C등급=1, 등외=0
 3. 육질등급 : 1**등급=5, 1*등급=4, 1등급=3, 2등급=2, 3등급=1, 등외=0
 4. 농협음성(서울)축산물공판장은 농협서울축산물공판장이 이전한 것임(2011.3.2.)
 5. 김해축산물공판장이 부경축산물공판장으로 통합(2022.2.3.)

Note) 1. Top 10% auction price is based beef carcass of top 10% auction price for each day
 2. Yield grade : A=3, B=2, C=1, Other grade=0
 3. Quality grade : 1**grade=5, 1*grade=4, 1grade=3, 2grade=2, 3grade=1, Other grade=0
 4. NACF Seoul Slaughtering & Wholesale Center relocated to NACF Eumseong Slaughtering & Wholesale Center(2011.3.2.)
 5. Gimhae(LPC) consolidated into Pukyung(2022.2.3.)

아. 부분육 경락가격

Auction price of cutmeat by part

- 쇠고기 부분육
Beef cutmeat

판정장소 : 전국

Place : the whole country

(단위 : 원/kg, 박스)

(unit : won/kg, box)

종 별	Species	Total		Auction price and number of box by grade									
				1**등급		1*등급		1등급		2등급		3등급	
부위명	Part	단가 Average price	박스 box	단가 price	박스 box	단가 price	박스 box	단가 price	박스 box	단가 price	박스 box	단가 price	박스 box
안심	Tenderloin	81,650	13,373	88,905	8,140	75,474	2,952	67,173	1,316	57,655	948	37,445	17
등심	Loin	71,286	24,287	79,288	15,146	63,800	5,084	55,009	2,336	40,643	1,672	21,739	49
채끝	Striploin	78,714	12,949	88,734	8,032	68,074	2,775	58,036	1,201	41,059	917	21,878	24
목심	Neck	18,567	13,190	19,478	8,071	17,956	2,720	16,541	1,427	15,399	945	13,041	27
앞다리	Blade	26,817	13,531	28,708	8,391	25,351	2,912	22,622	1,347	19,696	860	15,111	21
우둔	Topside	23,937	13,586	24,539	8,159	23,590	2,979	22,624	1,473	22,049	949	18,295	26
설도	Butt&Rump	22,146	27,032	23,349	16,533	21,398	5,918	19,509	2,679	17,622	1,844	14,798	58
양지	Brisket	39,838	39,227	42,321	24,965	38,542	8,176	33,881	3,576	28,434	2,453	18,981	57
사태	Shin/Shank	18,373	13,623	19,041	8,238	18,116	2,935	16,841	1,465	15,942	958	13,751	27
갈비	Rib	16,611	27,253	17,401	16,541	16,407	5,901	14,934	2,706	12,699	2,050	9,965	55
특수부위	Special part	90,687	13,822	98,434	8,401	86,944	3,106	73,579	1,293	57,640	998	32,144	24
우족	Foot	2,395	12,939	2,445	7,911	2,400	2,812	2,291	1,282	2,124	901	1,689	33
사골	Leg bone	1,247	13,602	1,283	8,115	1,278	2,969	1,135	1,503	1,037	992	1,015	23
꼬리	Tail	3,960	14,542	4,077	8,494	4,048	3,263	3,617	1,674	3,365	1,078	2,625	33
잡뼈	Other bone	844	13,628	816	7,773	961	3,159	855	1,636	671	1,023	539	37

3. 품종별, 성별 도체성적 상세분석

Analysis of beef carcass by species and sex

가. 한우 성적

Analysis of hanwoo(Korean native cattle) carcass

• 한우 전체 Hanwoo(Korean native cattle) Total

판정장소 : 농협음성(서울)축산물공판장

Place : NACF Eumseong(Seoul) Slaughtering & Wholesale Center

(단위 : 두, 원/kg, kg, mm, cm², No)(unit : head, won/kg, kg, mm, cm², No)

연도	두수 head	경락가격 auction price	도체중량 carcass weight	등지방두께 backfat	등심면적 loin area	육량등급 yield grade	근내지방도 marbling	육색 meat color	지방색 fat color	성숙도 maturity	조식감 tenderness	육질등급 quality grade
2002	40,410	13,422	350.6	9.7	81.5	2.3	3.3	4.8	2.9	2.4	1.7	2.3
2003	32,889	14,546	358.8	9.2	84.3	2.4	2.9	4.9	3.0	2.4	1.7	2.1
2004	33,486	12,705	375.6	10.9	84.1	2.2	3.6	4.9	3.0	2.6	1.6	2.5
2005	42,671	14,447	371.6	11.4	80.3	2.2	4.6	4.8	2.9	2.5	1.4	3.0
2006	43,907	14,753	372.7	11.1	80.9	2.2	4.3	4.9	3.0	2.7	1.5	2.8
2007	55,649	14,713	381.7	11.9	81.1	2.1	4.5	4.7	3.0	2.7	1.4	3.0
2008	67,024	14,020	389.3	13.0	82.9	2.0	4.6	4.7	3.0	2.7	1.4	3.0
2009	72,966	16,433	393.5	12.1	84.5	2.1	4.8	4.7	2.9	2.9	1.4	3.1
2010	81,740	16,279	399.2	12.5	85.8	2.1	4.8	4.7	3.0	2.8	1.4	3.1
2011	75,875	13,508	401.5	13.1	89.5	2.1	4.9	4.9	3.0	2.8	1.4	3.2
2012	96,764	14,153	383.8	13.6	91.2	2.1	5.1	4.9	3.0	3.3	1.4	3.2
2013	107,971	13,520	388.0	13.0	90.9	2.1	5.0	4.9	3.0	3.3	1.4	3.2
2014	108,809	14,750	399.3	13.2	92.2	2.1	5.0	4.9	3.0	3.0	1.3	3.2
2015	109,399	16,703	403.3	14.0	92.3	1.9	4.9	4.9	3.0	3.1	1.3	3.2
2016	104,666	18,480	407.3	14.3	91.5	1.9	5.0	4.9	3.0	3.3	1.3	3.3
2017	122,273	17,086	410.4	14.6	91.2	1.8	5.2	4.9	3.1	3.3	1.3	3.3
2018	126,688	18,120	415.9	14.7	93.4	1.8	5.3	4.9	3.1	3.5	1.3	3.3
2019	143,271	18,449	419.6	14.1	94.8	2.0	5.3	4.9	3.0	3.5	1.3	3.4
2020	146,885	20,443	420.2	13.9	94.2	2.1	5.4	4.8	3.0	3.4	1.3	3.5
2021	146,170	21,996	429.1	13.5	94.8	2.1	5.6	4.8	3.0	3.5	1.5	3.6
2022	155,690	20,183	434.5	13.0	97.7	2.2	5.8	4.9	3.0	3.6	1.7	3.7
2023	161,576	17,840	436.8	12.9	97.4	2.2	5.9	4.9	3.0	3.7	1.6	3.7
2024	165,616	17,613	444.3	12.7	98.8	2.2	6.1	4.9	3.0	3.7	1.7	3.9

주) 1. 육량등급 : A등급=3, B등급=2, C등급=1
 2. 육질등급 : 1⁺⁺등급=5, 1⁺등급=4, 1등급=3, 2등급=2, 3등급=1, 등외등급 제외
 3. 농협음성(서울)축산물공판장은 농협서울축산물공판장이 이전한 것임(2011.3.2.)
 4. 경락가격은 등외·결합 제외

Note) 1. Yield grade : A=3, B=2, C=1
 2. Quality grade : 1⁺⁺ = 5, 1⁺ = 4, 1 = 3, 2 = 2, 3 = 1, Other grade is excluded
 3. NACF Seoul Slaughtering & Wholesale Center relocated to NACF Eumseong Slaughtering & Wholesale Center(2011.3.2.)
 4. The action price exclude extras and defects

• 한우 암 Hanwoo(Korean native cattle) Female

판정장소 : 농협음성(서울)축산물공판장

Place : NACF Eumseong(Seoul) Slaughtering & Wholesale Center

(단위 : 두, 원/kg, kg, mm, cm², No)(unit : head, won/kg, kg, mm, cm², No)

연도	두수 head	경락가격 auction price	도체중량 carcass weight	등지방두께 backfat	등심면적 loin area	육량등급 yield grade	근내지방도 marbling	육색 meat color	지방색 fat color	성숙도 maturity	조식감 tenderness	육질등급 quality grade
2002	4,674	13,594	296.9	10.6	74.5	2.0	3.8	4.9	3.2	5.1	1.7	2.4
2003	2,411	14,942	298.8	11.4	74.0	1.8	4.0	5.0	3.2	5.6	1.7	2.4
2004	2,800	12,392	308.2	12.8	74.4	1.6	4.0	5.0	3.3	6.1	1.7	2.4
2005	3,206	13,310	303.9	12.7	71.9	1.7	4.4	5.1	3.4	5.9	1.7	2.5
2006	5,622	13,044	302.3	12.8	70.9	1.7	4.2	5.2	3.4	6.0	1.8	2.5
2007	7,465	12,920	297.1	12.1	70.1	1.8	3.7	4.9	3.2	5.7	1.8	2.3
2008	10,031	11,961	305.9	12.7	74.1	1.9	3.6	4.9	3.1	6.1	1.8	2.3
2009	13,376	14,588	315.5	11.9	76.7	2.1	3.8	4.8	3.0	6.1	1.7	2.4
2010	13,434	14,256	319.4	11.6	78.5	2.2	3.5	4.8	3.0	6.0	1.8	2.3
2011	13,050	11,647	325.8	12.9	82.5	2.1	3.7	5.1	3.1	6.3	1.7	2.4
2012	30,617	11,741	316.9	13.0	84.2	2.1	3.8	5.1	3.1	6.2	1.7	2.5
2013	34,250	11,642	320.2	12.2	83.8	2.2	3.7	5.0	3.1	6.0	1.7	2.5
2014	29,996	13,516	332.4	12.7	85.8	2.1	3.7	5.0	3.1	5.5	1.6	2.5
2015	33,433	15,715	340.9	13.9	86.5	2.0	3.8	5.1	3.1	5.4	1.6	2.6
2016	35,190	17,255	349.3	14.6	86.0	1.9	4.1	5.0	3.1	5.6	1.6	2.7
2017	39,807	15,565	351.9	15.0	85.8	1.8	4.2	5.1	3.2	5.7	1.6	2.6
2018	38,786	16,611	354.3	15.0	87.5	1.9	4.2	5.2	3.3	5.9	1.6	2.6
2019	42,868	16,497	358.8	14.7	88.6	1.9	4.1	5.1	3.1	5.9	1.6	2.6
2020	46,842	18,215	361.7	14.4	88.0	2.0	4.3	5.0	3.1	5.8	1.6	2.8
2021	44,502	19,394	368.3	14.0	88.7	2.0	4.4	5.1	3.1	6.0	1.8	2.8
2022	50,050	17,128	370.1	13.3	91.0	2.2	4.6	5.1	3.1	6.0	2.0	2.9
2023	56,966	15,138	371.8	13.1	91.0	2.2	4.8	5.1	3.1	5.9	1.9	3.0
2024	53,584	15,324	378.6	13.3	92.5	2.2	5.1	5.0	3.0	5.5	2.1	3.2

주) 1. 육량등급 : A등급=3, B등급=2, C등급=1
 2. 육질등급 : 1⁺⁺등급=5, 1⁺등급=4, 1등급=3, 2등급=2, 3등급=1, 등외등급 제외
 3. 농협음성(서울)축산물공판장은 농협서울축산물공판장이 이전한 것임(2011.3.2.)
 4. 경락가격은 등외·결합 제외

Note) 1. Yield grade : A=3, B=2, C=1
 2. Quality grade : 1⁺⁺ = 5, 1⁺ = 4, 1 = 3, 2 = 2, 3 = 1, Other grade is excluded
 3. NACF Seoul Slaughtering & Wholesale Center relocated to NACF Eumseong Slaughtering & Wholesale Center(2011.3.2.)
 4. The action price exclude extras and defects

• 한우 수
Hanwoo(Korean native cattle) Male

판정장소 : 농협음성(서울)축산물공판장

Place : NACF Eumseong(Seoul) Slaughtering & Wholesale Center

(단위 : 두, 원/kg, kg, mm, cm, No)

(unit : head, won/kg, kg, mm, cm, No)

연도	두수 head	경락가격 auction price	도체중량 carcass weight	등지방두께 backfat	등심면적 loin area	육량등급 yield grade	근내지방도 marbling	육색 meat color	지방색 fat color	성숙도 maturity	조식감 tenderness	육질등급 quality grade
2002	7,212	12,458	345.3	5.9	85.3	2.8	1.3	4.9	2.9	2.1	2.0	1.2
2003	14,130	12,774	356.6	6.1	87.8	2.9	1.3	4.9	3.0	2.2	2.0	1.2
2004	8,432	10,857	377.3	6.6	88.7	2.8	1.3	5.0	2.9	2.4	2.0	1.2
2005	4,499	12,534	351.9	6.1	82.7	2.8	1.3	5.1	2.9	2.3	2.0	1.2
2006	7,996	11,388	365.7	6.2	83.9	2.8	1.3	5.2	2.9	2.4	2.0	1.2
2007	3,008	13,179	351.6	5.8	81.7	2.8	1.2	5.1	2.9	2.3	2.0	1.2
2008	3,824	10,456	361.1	6.2	83.1	2.8	1.2	5.1	2.9	2.2	2.0	1.2
2009	3,807	11,483	378.8	5.8	86.0	2.9	1.3	5.0	2.9	2.5	2.0	1.2
2010	609	13,969	372.3	5.7	85.9	2.8	1.3	5.1	3.0	2.8	2.0	1.2
2011	1,004	8,957	393.1	5.7	92.8	2.9	1.3	5.4	2.9	2.8	2.0	1.2
2012	1,505	10,014	385.2	5.5	93.0	2.9	1.4	5.5	2.8	2.7	2.0	1.3
2013	418	10,448	382.0	4.9	89.3	2.8	1.3	5.6	2.9	2.8	2.1	1.2
2014	719	11,646	392.6	5.6	92.4	2.9	1.2	5.5	3.0	2.9	2.1	1.2
2015	661	13,285	406.2	5.7	94.6	2.9	1.2	5.3	3.0	3.1	2.0	1.2
2016	573	15,264	412.7	6.1	91.7	2.8	1.3	5.4	3.0	3.3	2.0	1.2
2017	844	11,925	423.6	5.7	93.4	2.8	1.3	5.5	3.0	3.3	2.0	1.2
2018	807	13,032	434.1	6.6	95.3	2.7	1.4	5.5	3.1	3.5	2.0	1.3
2019	302	13,471	440.0	6.3	96.6	2.7	1.4	5.7	3.1	4.2	2.0	1.3
2020	414	13,759	445.7	4.7	97.8	2.6	1.4	5.6	3.1	4.2	2.1	1.3
2021	324	14,058	456.8	4.8	98.9	2.4	1.4	5.7	3.1	4.4	2.4	1.2
2022	232	12,899	451.6	4.5	100.2	2.6	1.4	5.8	3.1	4.4	3.0	1.3
2023	251	10,696	461.1	4.9	99.9	2.5	1.5	5.7	3.0	4.6	3.3	1.3
2024	240	10,313	451.5	4.6	97.3	2.4	1.4	5.6	3.0	4.3	3.5	1.3

주) 1. 육량등급 : A등급=3, B등급=2, C등급=1
2. 육질등급 : 1⁺⁺=5, 1⁺=4, 1=3, 2=2, 3=1, 등외등급 제외
3. 농협음성(서울)축산물공판장은 농협서울축산물공판장이 이전한 것임(2011.3.2.)
4. 경락가격은 등외·결함 제외

Note) 1. Yield grade : A=3, B=2, C=1
2. Quality grade : 1⁺⁺ = 5, 1⁺ = 4, 1 = 3, 2 = 2, 3 = 1, Other grade is excluded
3. NACF Seoul Slaughtering & Wholesale Center relocated to NACF Eumseong Slaughtering & Wholesale Center(2011.3.2.)
4. The action price exclude extras and defects

• 한우 거세
Hanwoo(Korean native cattle) Castrated

판정장소 : 농협음성(서울)축산물공판장

Place : NACF Eumseong(Seoul) Slaughtering & Wholesale Center

(단위 : 두, 원/kg, kg, mm, cm, No)

(unit : head, won/kg, kg, mm, cm, No)

연도	두수 head	경락가격 auction price	도체중량 carcass weight	등지방두께 backfat	등심면적 loin area	육량등급 yield grade	근내지방도 marbling	육색 meat color	지방색 fat color	성숙도 maturity	조식감 tenderness	육질등급 quality grade
2002	28,524	13,632	360.8	10.5	81.6	2.3	3.7	4.7	2.9	2.1	1.6	2.6
2003	16,348	15,976	369.6	11.5	82.9	2.2	4.1	4.8	3.0	2.1	1.5	2.8
2004	22,254	13,426	383.4	12.3	83.5	2.1	4.4	4.8	2.9	2.2	1.4	2.9
2005	34,966	14,758	380.4	11.9	80.8	2.1	5.0	4.8	2.9	2.2	1.3	3.3
2006	30,289	15,839	387.6	12.1	82.0	2.2	5.1	4.8	2.9	2.1	1.3	3.3
2007	45,176	15,025	397.7	12.3	82.9	2.1	4.9	4.7	3.0	2.2	1.3	3.2
2008	53,169	14,539	407.1	13.6	84.5	2.0	5.1	4.7	3.0	2.1	1.3	3.3
2009	55,783	17,081	413.2	12.6	86.2	2.1	5.3	4.7	2.9	2.1	1.3	3.4
2010	67,697	16,606	415.3	12.8	87.3	2.1	5.1	4.7	3.0	2.1	1.4	3.3
2011	61,821	13,885	417.7	13.3	90.9	2.1	5.2	4.9	3.0	2.1	1.3	3.4
2012	64,642	15,116	415.5	14.0	94.4	2.1	5.8	4.9	3.0	2.0	1.2	3.6
2013	73,303	14,210	419.7	13.4	94.2	2.1	5.6	4.8	3.0	2.0	1.3	3.6
2014	78,094	15,150	425.0	13.5	94.6	2.1	5.5	4.8	3.0	2.0	1.2	3.5
2015	75,246	17,047	431.0	14.2	94.9	1.9	5.5	4.8	3.0	2.1	1.2	3.5
2016	68,903	19,016	436.9	14.2	94.2	1.9	5.6	4.8	2.9	2.1	1.2	3.6
2017	81,622	17,762	438.8	14.5	93.8	1.8	5.8	4.8	3.0	2.2	1.2	3.7
2018	87,095	18,749	443.2	14.6	96.0	1.8	5.9	4.8	3.1	2.4	1.2	3.7
2019	100,101	19,170	445.6	13.8	97.5	2.0	5.8	4.8	3.0	2.5	1.2	3.7
2020	99,629	21,336	447.7	13.6	97.1	2.1	6.0	4.7	3.0	2.3	1.2	3.9
2021	101,344	22,956	455.6	13.3	97.5	2.1	6.1	4.7	3.0	2.4	1.4	3.9
2022	105,408	21,367	465.0	12.9	100.9	2.2	6.4	4.8	3.0	2.5	1.5	4.1
2023	104,359	19,039	472.2	12.8	100.9	2.2	6.5	4.8	3.0	2.6	1.4	4.1
2024	111,792	18,504	475.8	12.5	101.8	2.2	6.6	4.9	3.0	2.9	1.5	4.2

주) 1. 육량등급 : A등급=3, B등급=2, C등급=1
2. 육질등급 : 1⁺⁺=5, 1⁺=4, 1=3, 2=2, 3=1, 등외등급 제외
3. 농협음성(서울)축산물공판장은 농협서울축산물공판장이 이전한 것임(2011.3.2.)
4. 경락가격은 등외·결함 제외

Note) 1. Yield grade : A=3, B=2, C=1
2. Quality grade : 1⁺⁺ = 5, 1⁺ = 4, 1 = 3, 2 = 2, 3 = 1, Other grade is excluded
3. NACF Seoul Slaughtering & Wholesale Center relocated to NACF Eumseong Slaughtering & Wholesale Center(2011.3.2.)
4. The action price exclude extras and defects

나. 도체중량대별 한우 성적 Analysis of Hanwoo carcass by weight

1) 한우 전체(300kg미만) Hanwoo(Korean native cattle) Total(under 300kg)

판정장소 : 농협음성(서울)축산물공판장

Place : NACF Eumseong(Seoul) Slaughtering & Wholesale Center

(단위 : 두, 원/kg, kg, mm, cm, No)

(unit : head, won/kg, kg, mm, cm, No)

연도	두수 head	경락가격 auction price	도체중량 carcass weight	등지방두께 backfat	등심면적 loin area	육량등급 yield grade	근내지방도 marbling	육색 meat color	지방색 fat color	성숙도 maturity	조식감 tenderness	육질등급 quality grade
2002	5,363	13,115	270.8	7.3	70.8	2.2	2.8	4.9	3.1	3.4	1.8	2.0
2003	3,213	13,615	268.8	6.9	69.9	2.2	2.6	4.9	3.1	3.3	1.8	1.8
2004	2,333	11,553	266.8	8.1	67.9	1.9	3.0	5.0	3.1	4.1	1.8	1.9
2005	3,128	12,778	264.1	8.3	65.3	1.9	3.2	5.0	3.1	3.6	1.8	2.1
2006	3,995	11,858	261.0	9.0	63.8	1.8	3.2	5.1	3.3	4.3	1.9	2.1
2007	5,034	12,045	254.4	8.9	62.9	1.8	2.9	4.9	3.1	4.3	1.9	2.0
2008	5,630	10,711	261.8	9.7	67.0	1.9	2.9	4.9	3.1	5.0	1.9	1.9
2009	5,698	13,018	266.4	9.0	69.0	2.0	3.1	4.8	3.0	5.3	1.9	2.0
2010	5,327	12,760	265.6	8.3	70.0	2.1	2.9	4.8	3.0	5.2	1.9	2.0
2011	4,328	10,018	269.0	9.4	72.9	2.1	3.1	5.1	3.1	5.7	1.8	2.1
2012	11,593	10,166	267.2	9.8	74.9	2.1	3.1	5.1	3.1	5.8	1.9	2.1
2013	11,959	10,277	269.0	8.9	74.1	2.2	3.0	5.1	3.1	5.5	1.9	2.1
2014	7,610	12,297	271.9	9.1	74.9	2.2	2.9	5.1	3.1	5.0	1.8	2.1
2015	6,387	14,490	273.9	9.8	75.3	2.1	3.0	5.2	3.1	5.1	1.8	2.1
2016	5,224	15,612	274.1	10.2	72.9	2.1	3.1	5.2	3.1	5.4	1.8	2.1
2017	5,694	13,329	271.3	10.0	70.9	2.0	3.1	5.2	3.3	5.3	1.8	2.1
2018	5,182	14,275	271.9	10.2	72.1	1.9	3.1	5.3	3.3	5.5	1.8	2.0
2019	5,262	13,941	270.4	9.6	71.1	2.1	3.0	5.3	3.2	5.5	1.9	2.1
2020	5,203	14,892	270.6	9.1	70.2	2.1	3.0	5.3	3.2	5.6	1.9	2.1
2021	4,444	15,672	269.1	8.5	69.8	2.1	3.0	5.3	3.2	5.6	2.1	2.1
2022	4,906	12,784	269.9	8.3	72.3	2.2	3.1	5.4	3.2	5.9	2.5	2.1
2023	5,592	11,214	270.9	7.7	71.4	2.2	3.1	5.3	3.1	5.8	2.6	2.1
2024	4,585	11,817	270.9	7.5	72.5	2.2	3.3	5.1	3.1	5.7	2.8	2.2

주) 1. 육량등급 : A등급=3, B등급=2, C등급=1
 2. 육질등급 : 1⁺⁺등급=5, 1⁺등급=4, 1등급=3, 2등급=2, 3등급=1, 동의등급 제외
 3. 농협음성(서울)축산물공판장은 농협서울축산물공판장이 이전한 것임(2011.3.2.)
 4. 경락가격은 동의·결합 제외

Note) 1. Yield grade : A=3, B=2, C=1
 2. Quality grade : 1⁺⁺ = 5, 1⁺ = 4, 1 = 3, 2 = 2, 3 = 1, Other grade is excluded
 3. NACF Seoul Slaughtering & Wholesale Center relocated to NACF Eumseong Slaughtering & Wholesale Center(2011.3.2.)
 4. The action price exclude extras and defects

• 한우 전체(300~350kg) Hanwoo(Korean native cattle) Total(300~350kg)

판정장소 : 농협음성(서울)축산물공판장

Place : NACF Eumseong(Seoul) Slaughtering & Wholesale Center

(단위 : 두, 원/kg, kg, mm, cm, No)

(unit : head, won/kg, kg, mm, cm, No)

연도	두수 head	경락가격 auction price	도체중량 carcass weight	등지방두께 backfat	등심면적 loin area	육량등급 yield grade	근내지방도 marbling	육색 meat color	지방색 fat color	성숙도 maturity	조식감 tenderness	육질등급 quality grade
2002	14,020	13,650	327.3	8.6	79.2	2.5	3.1	4.8	2.9	2.4	1.7	2.2
2003	10,365	14,397	328.3	7.8	81.3	2.6	2.5	4.9	3.0	2.3	1.8	1.9
2004	6,877	12,729	329.1	9.0	79.0	2.4	3.2	4.9	3.0	2.7	1.7	2.2
2005	9,645	14,264	328.9	9.3	76.4	2.4	4.0	4.9	3.0	2.6	1.5	2.6
2006	9,359	14,224	328.7	9.4	76.8	2.4	3.8	5.0	3.0	3.0	1.6	2.5
2007	8,774	14,126	328.6	10.0	75.8	2.4	3.8	4.8	3.0	3.3	1.6	2.6
2008	9,356	12,920	327.9	10.9	77.0	2.3	3.8	4.9	3.0	3.8	1.7	2.5
2009	10,166	15,144	327.3	10.2	78.0	2.4	3.9	4.8	3.0	4.3	1.7	2.6
2010	9,997	15,086	327.4	10.1	79.2	2.5	3.9	4.8	3.0	4.3	1.7	2.6
2011	9,328	12,238	327.8	11.2	82.0	2.4	4.0	5.0	3.0	4.5	1.6	2.6
2012	17,100	12,509	325.9	12.4	85.6	2.3	4.1	5.0	3.1	5.1	1.6	2.7
2013	18,760	12,068	325.5	11.6	84.4	2.4	4.0	5.0	3.1	5.1	1.7	2.6
2014	16,755	13,686	326.7	11.6	84.7	2.4	3.8	5.0	3.0	4.7	1.6	2.6
2015	16,699	15,835	327.0	12.5	84.3	2.2	3.8	5.1	3.1	4.8	1.6	2.6
2016	15,189	17,319	327.9	13.0	82.7	2.1	3.9	5.1	3.1	5.1	1.6	2.6
2017	16,369	15,508	328.1	13.1	82.2	2.1	4.0	5.1	3.2	5.3	1.6	2.6
2018	15,278	16,419	328.0	13.2	83.3	2.1	4.0	5.2	3.3	5.4	1.6	2.5
2019	15,537	16,188	328.3	12.6	83.4	2.2	3.9	5.2	3.1	5.5	1.7	2.5
2020	16,349	17,701	328.6	12.3	82.6	2.3	4.0	5.1	3.1	5.5	1.6	2.6
2021	13,601	18,647	328.8	11.7	82.2	2.3	4.0	5.2	3.1	5.6	1.9	2.6
2022	14,316	16,070	328.5	11.2	84.4	2.5	4.1	5.2	3.1	5.7	2.2	2.6
2023	15,929	14,150	328.4	10.9	84.0	2.5	4.3	5.2	3.1	5.7	2.1	2.7
2024	13,256	14,314	328.7	10.5	84.5	2.5	4.5	5.0	3.0	5.5	2.3	2.9

주) 1. 육량등급 : A등급=3, B등급=2, C등급=1
 2. 육질등급 : 1⁺⁺등급=5, 1⁺등급=4, 1등급=3, 2등급=2, 3등급=1, 동의등급 제외
 3. 농협음성(서울)축산물공판장은 농협서울축산물공판장이 이전한 것임(2011.3.2.)
 4. 경락가격은 동의·결합 제외

Note) 1. Yield grade : A=3, B=2, C=1
 2. Quality grade : 1⁺⁺ = 5, 1⁺ = 4, 1 = 3, 2 = 2, 3 = 1, Other grade is excluded
 3. NACF Seoul Slaughtering & Wholesale Center relocated to NACF Eumseong Slaughtering & Wholesale Center(2011.3.2.)
 4. The action price exclude extras and defects

• 한우 전체(350~400kg)
Hanwoo(Korean native cattle) Total(350~400kg)

판정장소 : 농협음성(서울)축산물공판장

Place : NACF Eumseong(Seoul) Slaughtering & Wholesale Center

(단위 : 두, 원/kg, kg, mm, cm, No)

(unit : head, won/kg, kg, mm, cm, No)

연도	두수 head	경락가격 auction price	도체중량 carcass weight	등지방두께 backfat	등심면적 loin area	육량등급 yield grade	근내지방도 marbling	육색 meat color	지방색 fat color	성숙도 maturity	조식감 tenderness	육질등급 quality grade
2002	15,177	13,494	372.2	10.3	84.2	2.3	3.4	4.8	2.9	2.2	1.6	2.4
2003	13,115	14,763	372.8	9.5	86.5	2.5	3.0	4.8	3.0	2.2	1.7	2.2
2004	13,647	12,930	375.2	10.6	84.4	2.3	3.7	4.9	3.0	2.3	1.6	2.5
2005	17,794	14,656	374.9	11.4	81.1	2.2	4.8	4.8	2.9	2.2	1.4	3.1
2006	16,617	15,044	375.0	10.7	82.0	2.4	4.3	4.9	2.9	2.3	1.4	2.9
2007	18,991	14,939	376.4	11.2	81.2	2.3	4.6	4.7	3.0	2.3	1.4	3.0
2008	20,401	14,152	376.8	12.0	82.0	2.2	4.6	4.7	3.0	2.4	1.4	3.0
2009	20,646	16,442	377.1	10.8	83.0	2.3	4.7	4.7	2.9	2.6	1.4	3.1
2010	22,164	16,370	377.4	11.0	83.8	2.3	4.7	4.7	3.0	2.5	1.5	3.1
2011	20,472	13,558	377.2	11.8	87.2	2.3	4.8	4.9	3.0	2.7	1.4	3.1
2012	25,080	14,299	376.2	13.0	90.8	2.2	5.1	4.9	3.0	3.0	1.4	3.3
2013	26,400	13,486	376.5	12.3	90.1	2.3	5.0	4.9	3.0	3.1	1.4	3.2
2014	26,718	14,621	376.4	12.5	90.1	2.3	4.8	4.9	3.0	3.1	1.4	3.1
2015	26,067	16,586	376.0	13.4	89.9	2.1	4.6	4.9	3.0	3.4	1.4	3.1
2016	24,790	18,256	375.7	13.9	88.6	2.0	4.7	4.9	3.0	3.9	1.4	3.0
2017	27,609	16,773	376.2	14.2	88.1	2.0	4.8	5.0	3.1	4.0	1.4	3.1
2018	26,776	17,665	376.2	14.2	89.5	2.0	4.8	5.0	3.2	4.2	1.4	3.0
2019	29,947	17,691	376.4	13.6	90.1	2.1	4.7	5.0	3.1	4.2	1.5	3.0
2020	31,175	19,545	376.4	13.4	89.3	2.2	4.8	4.9	3.0	4.2	1.4	3.2
2021	28,783	20,674	376.8	12.9	89.0	2.2	4.9	5.0	3.1	4.5	1.6	3.2
2022	28,128	18,452	376.5	12.4	91.3	2.3	5.0	5.1	3.1	4.7	1.9	3.2
2023	28,753	16,058	376.0	12.3	91.1	2.3	5.2	5.0	3.0	4.9	1.8	3.3
2024	27,713	15,942	376.5	12.0	91.6	2.4	5.3	5.0	3.0	4.6	2.0	3.4

주) 1. 육량등급 : A등급=3, B등급=2, C등급=1
2. 육질등급 : 1⁺⁺등급=5, 1⁺등급=4, 1등급=3, 2등급=2, 3등급=1, 등급외 제외
3. 농협음성(서울)축산물공판장은 농협서울축산물공판장이 이전한 것임(2011.3.2.)
4. 경락가격은 등외·결합 제외

Note) 1. Yield grade : A=3, B=2, C=1
2. Quality grade : 1⁺⁺ = 5, 1⁺ = 4, 1 = 3, 2 = 2, 3 = 1, Other grade is excluded
3. NACF Seoul Slaughtering & Wholesale Center relocated to NACF Eumseong Slaughtering & Wholesale Center(2011.3.2.)
4. The action price exclude extras and defects

• 한우 전체(400~450kg)
Hanwoo(Korean native cattle) Total(400~450kg)

판정장소 : 농협음성(서울)축산물공판장

Place : NACF Eumseong(Seoul) Slaughtering & Wholesale Center

(단위 : 두, 원/kg, kg, mm, cm, No)

(unit : head, won/kg, kg, mm, cm, No)

연도	두수 head	경락가격 auction price	도체중량 carcass weight	등지방두께 backfat	등심면적 loin area	육량등급 yield grade	근내지방도 marbling	육색 meat color	지방색 fat color	성숙도 maturity	조식감 tenderness	육질등급 quality grade
2002	5,139	13,113	417.2	12.7	88.9	2.1	3.7	4.8	2.9	2.3	1.5	2.6
2003	5,213	14,736	418.7	11.8	91.4	2.3	3.4	4.8	3.0	2.4	1.6	2.4
2004	8,570	12,745	419.8	12.7	89.3	2.1	3.9	4.9	3.0	2.6	1.5	2.7
2005	9,961	14,627	419.4	13.5	85.3	2.0	5.1	4.8	2.9	2.4	1.3	3.3
2006	10,968	15,346	420.3	12.9	86.4	2.1	4.9	4.8	2.9	2.4	1.3	3.2
2007	17,110	15,144	421.4	13.3	85.9	2.0	5.0	4.7	3.0	2.3	1.3	3.3
2008	22,439	14,569	422.9	14.2	86.6	1.9	5.1	4.7	3.0	2.2	1.3	3.3
2009	24,591	17,040	423.4	12.9	87.7	2.1	5.3	4.7	2.9	2.2	1.3	3.4
2010	29,080	16,763	423.6	13.3	88.5	2.0	5.2	4.7	3.0	2.1	1.4	3.4
2011	26,511	14,002	423.5	13.7	92.1	2.0	5.3	4.9	3.0	2.2	1.3	3.4
2012	27,625	15,161	423.2	14.6	96.0	2.0	5.8	4.9	3.0	2.2	1.2	3.6
2013	31,218	14,332	423.6	13.8	95.3	2.0	5.7	4.8	3.0	2.2	1.2	3.6
2014	33,484	15,184	424.0	13.8	95.1	2.0	5.5	4.8	3.0	2.2	1.2	3.5
2015	33,365	17,114	424.2	14.3	94.8	1.9	5.4	4.8	3.0	2.4	1.2	3.5
2016	30,409	19,001	424.5	14.4	93.6	1.9	5.4	4.8	2.9	2.6	1.2	3.5
2017	35,475	17,616	424.6	14.7	92.9	1.8	5.6	4.8	3.0	2.7	1.2	3.5
2018	35,486	18,595	424.8	14.6	94.6	1.9	5.6	4.9	3.1	2.9	1.2	3.5
2019	41,072	18,863	424.9	13.9	95.7	2.0	5.6	4.9	3.0	3.0	1.2	3.5
2020	42,225	20,893	424.9	13.7	95.0	2.1	5.7	4.8	3.0	2.9	1.2	3.7
2021	42,019	22,272	425.3	13.2	94.5	2.2	5.7	4.8	3.0	3.1	1.4	3.7
2022	40,673	20,410	425.6	12.8	96.9	2.3	5.9	4.9	3.0	3.3	1.6	3.8
2023	38,568	17,819	425.3	12.8	96.5	2.2	6.0	4.9	3.0	3.5	1.6	3.8
2024	39,485	17,341	425.5	12.6	97.0	2.3	6.1	4.9	3.0	3.6	1.7	3.9

주) 1. 육량등급 : A등급=3, B등급=2, C등급=1
2. 육질등급 : 1⁺⁺등급=5, 1⁺등급=4, 1등급=3, 2등급=2, 3등급=1, 등급외 제외
3. 농협음성(서울)축산물공판장은 농협서울축산물공판장이 이전한 것임(2011.3.2.)
4. 경락가격은 등외·결합 제외

Note) 1. Yield grade : A=3, B=2, C=1
2. Quality grade : 1⁺⁺ = 5, 1⁺ = 4, 1 = 3, 2 = 2, 3 = 1, Other grade is excluded
3. NACF Seoul Slaughtering & Wholesale Center relocated to NACF Eumseong Slaughtering & Wholesale Center(2011.3.2.)
4. The action price exclude extras and defects

• 한우 전체(450~500kg)
Hanwoo(Korean native cattle) Total(450~500kg)

판정장소 : 농협음성(서울)축산물공판장

Place : NACF Eumseong(Seoul) Slaughtering & Wholesale Center

(단위 : 두, 원/kg, kg, mm, cm, No)

(unit : head, won/kg, kg, mm, cm, No)

연도	두수 head	경락가격 auction price	도체중량 carcass weight	등지방두께 backfat	등심면적 loin area	육량등급 yield grade	근내지방도 marbling	육색 meat color	지방색 fat color	성숙도 maturity	조식감 tenderness	육질등급 quality grade
2002	656	12,466	464.9	15.1	93.8	1.8	3.8	4.8	2.9	2.7	1.5	2.6
2003	895	14,275	465.9	13.8	96.2	2.0	3.5	4.9	3.0	2.8	1.6	2.5
2004	1,851	12,161	466.4	14.5	94.2	2.0	3.9	4.9	3.0	3.0	1.5	2.6
2005	1,932	14,343	466.5	15.3	89.5	1.8	5.3	4.8	2.9	2.7	1.3	3.4
2006	2,604	14,942	467.0	15.1	90.4	1.9	5.0	4.8	2.9	2.7	1.3	3.2
2007	5,041	14,919	467.8	15.6	90.0	1.8	5.2	4.7	3.0	2.6	1.3	3.4
2008	7,903	14,538	468.4	16.4	90.9	1.6	5.4	4.7	3.0	2.5	1.3	3.5
2009	9,888	17,041	468.8	15.3	92.4	1.8	5.6	4.7	2.9	2.4	1.3	3.6
2010	12,552	16,653	469.1	15.8	92.8	1.7	5.4	4.7	3.0	2.4	1.3	3.5
2011	12,280	13,886	469.3	15.8	96.5	1.8	5.5	4.8	3.0	2.2	1.2	3.5
2012	12,598	15,322	469.2	16.5	100.8	1.8	6.2	4.9	3.0	2.1	1.2	3.9
2013	15,480	14,552	469.7	15.8	100.4	1.8	6.2	4.7	3.0	2.1	1.2	3.9
2014	18,560	15,312	469.8	15.5	100.0	1.8	5.9	4.8	3.0	2.1	1.2	3.7
2015	20,183	17,042	470.4	15.9	99.7	1.7	5.8	4.8	3.0	2.2	1.2	3.7
2016	20,284	19,017	470.9	15.7	98.7	1.7	5.8	4.7	2.9	2.3	1.2	3.7
2017	23,927	17,755	471.1	16.1	97.9	1.6	6.0	4.7	3.0	2.4	1.1	3.8
2018	26,314	18,782	471.5	15.9	99.9	1.7	6.1	4.8	3.1	2.6	1.1	3.8
2019	31,431	19,291	471.8	15.0	101.6	1.8	6.1	4.8	3.0	2.7	1.1	3.8
2020	32,691	21,444	471.8	14.9	100.8	1.9	6.2	4.7	3.0	2.5	1.1	4.0
2021	36,626	23,025	472.5	14.2	100.3	2.0	6.2	4.7	3.0	2.6	1.3	4.0
2022	40,274	21,363	473.0	13.6	102.5	2.1	6.5	4.8	3.0	2.7	1.4	4.1
2023	39,736	18,906	473.6	13.4	101.9	2.1	6.6	4.8	3.0	2.9	1.4	4.1
2024	42,143	18,307	473.8	13.1	102.3	2.2	6.6	4.9	3.0	3.1	1.5	4.2

주) 1. 육량등급 : A등급=3, B등급=2, C등급=1
 2. 육질등급 : 1⁺⁺등급=5, 1⁺등급=4, 1등급=3, 2등급=2, 3등급=1, 등외등급 제외
 3. 농협음성(서울)축산물공판장은 농협서울축산물공판장이 이전한 것임(2011.3.2.)
 4. 경락가격은 등의·결함 제외

Note) 1. Yield grade : A=3, B=2, C=1
 2. Quality grade : 1⁺⁺ = 5, 1⁺ = 4, 1 = 3, 2 = 2, 3 = 1, Other grade is excluded
 3. NACF Seoul Slaughtering & Wholesale Center relocated to NACF Eumseong Slaughtering & Wholesale Center(2011.3.2.)
 4. The action price exclude extras and defects

• 한우 전체(500kg이상)
Hanwoo(Korean native cattle) Total(500kg and over)

판정장소 : 농협음성(서울)축산물공판장

Place : NACF Eumseong(Seoul) Slaughtering & Wholesale Center

(단위 : 두, 원/kg, kg, mm, cm, No)

(unit : head, won/kg, kg, mm, cm, No)

연도	두수 head	경락가격 auction price	도체중량 carcass weight	등지방두께 backfat	등심면적 loin area	육량등급 yield grade	근내지방도 marbling	육색 meat color	지방색 fat color	성숙도 maturity	조식감 tenderness	육질등급 quality grade
2002	55	11,556	516.5	14.0	100.9	1.9	3.6	4.9	2.9	3.3	1.6	2.5
2003	88	13,354	515.3	13.5	102.4	2.1	3.3	4.9	3.0	3.1	1.6	2.3
2004	208	11,160	523.1	14.8	101.1	2.0	3.5	4.9	3.0	3.1	1.6	2.4
2005	211	13,612	519.5	16.4	94.9	1.8	5.0	4.9	3.0	3.2	1.3	3.2
2006	362	14,070	520.0	16.5	94.8	1.7	4.9	4.9	3.0	3.1	1.3	3.2
2007	699	14,420	519.1	17.2	94.6	1.6	5.2	4.8	3.0	2.7	1.3	3.4
2008	1,295	14,191	520.2	18.2	95.8	1.5	5.5	4.7	3.0	2.6	1.3	3.5
2009	1,977	16,701	521.4	17.6	97.4	1.5	5.8	4.7	2.9	2.7	1.2	3.7
2010	2,618	16,239	522.1	18.3	97.5	1.4	5.6	4.7	3.0	2.7	1.3	3.6
2011	2,852	13,400	522.3	18.1	100.8	1.5	5.6	4.8	3.0	2.4	1.2	3.6
2012	2,640	15,201	522.1	18.6	106.2	1.5	6.6	4.8	3.0	2.2	1.1	4.0
2013	3,718	14,247	523.1	18.2	105.6	1.5	6.5	4.7	3.0	2.1	1.1	4.0
2014	5,148	15,176	523.0	17.2	105.2	1.5	6.2	4.7	3.0	2.2	1.1	3.9
2015	6,213	16,591	524.7	17.5	104.6	1.4	6.1	4.7	2.9	2.2	1.1	3.8
2016	6,957	18,516	525.7	17.4	104.1	1.4	6.1	4.7	2.9	2.3	1.1	3.8
2017	8,720	17,520	527.0	17.9	103.7	1.4	6.4	4.7	3.0	2.4	1.1	4.0
2018	10,586	18,685	527.9	17.4	106.5	1.5	6.6	4.7	3.1	2.6	1.1	4.0
2019	14,057	19,363	528.9	16.6	108.6	1.6	6.5	4.7	3.0	2.7	1.1	4.0
2020	15,440	21,618	529.3	16.4	108.1	1.8	6.6	4.6	3.0	2.4	1.1	4.2
2021	20,697	23,273	532.1	15.8	107.5	1.8	6.7	4.6	3.0	2.5	1.2	4.2
2022	27,393	21,635	535.1	14.9	109.7	2.0	6.9	4.7	3.0	2.6	1.3	4.3
2023	32,998	19,477	538.7	14.7	109.4	1.9	7.1	4.8	3.0	2.7	1.3	4.4
2024	38,434	19,033	540.2	14.3	109.9	2.0	7.1	4.8	3.0	3.0	1.4	4.4

주) 1. 육량등급 : A등급=3, B등급=2, C등급=1
 2. 육질등급 : 1⁺⁺등급=5, 1⁺등급=4, 1등급=3, 2등급=2, 3등급=1, 등외등급 제외
 3. 농협음성(서울)축산물공판장은 농협서울축산물공판장이 이전한 것임(2011.3.2.)
 4. 경락가격은 등의·결함 제외

Note) 1. Yield grade : A=3, B=2, C=1
 2. Quality grade : 1⁺⁺ = 5, 1⁺ = 4, 1 = 3, 2 = 2, 3 = 1, Other grade is excluded
 3. NACF Seoul Slaughtering & Wholesale Center relocated to NACF Eumseong Slaughtering & Wholesale Center(2011.3.2.)
 4. The action price exclude extras and defects

2) 한우 암(300kg미만)
Hanwoo(Korean native cattle) Female(under 300kg)

판정장소 : 농협음성(서울)축산물공판장

Place : NACF Eumseong(Seoul) Slaughtering & Wholesale Center

(단위 : 두, 원/kg, kg, mm, cm, No)

(unit : head, won/kg, kg, mm, cm, No)

연도	두수 head	경락가격 auction price	도체중량 carcass weight	등지방두께 backfat	등심면적 loin area	육량등급 yield grade	근내지방도 marbling	육색 meat color	지방색 fat color	성숙도 maturity	조식감 tenderness	육질등급 quality grade
2002	2,426	13,181	264.3	9.1	69.0	1.9	3.5	5.0	3.3	5.1	1.8	2.2
2003	1,183	14,128	257.0	9.2	65.9	1.7	3.7	5.0	3.3	5.6	1.8	2.2
2004	1,206	11,533	262.3	10.0	66.5	1.6	3.5	5.1	3.4	6.0	1.8	2.1
2005	1,426	12,528	255.8	10.1	63.2	1.7	3.7	5.2	3.4	5.5	1.9	2.2
2006	2,586	11,627	255.9	10.3	62.2	1.6	3.5	5.2	3.4	5.6	1.9	2.1
2007	3,657	11,898	251.8	9.9	62.3	1.8	3.1	4.9	3.2	5.2	1.9	2.0
2008	4,395	10,738	261.4	10.6	67.2	1.8	3.0	5.0	3.1	5.8	1.9	2.0
2009	4,788	13,079	266.7	9.6	69.3	2.0	3.2	4.9	3.0	5.9	1.9	2.1
2010	4,436	12,667	266.7	8.8	70.6	2.1	2.9	4.8	3.1	5.8	1.9	2.0
2011	3,726	9,924	269.2	9.9	73.4	2.1	3.0	5.1	3.1	6.2	1.8	2.0
2012	10,733	10,102	267.4	10.1	75.2	2.1	3.1	5.1	3.1	6.1	1.9	2.1
2013	11,030	10,273	269.6	9.1	74.6	2.2	3.0	5.1	3.1	5.8	1.9	2.1
2014	6,810	12,288	272.5	9.3	75.4	2.2	2.9	5.2	3.1	5.4	1.8	2.0
2015	5,782	14,519	274.5	10.0	75.8	2.1	2.9	5.2	3.1	5.4	1.8	2.1
2016	4,741	15,618	275.0	10.5	73.4	2.1	3.1	5.2	3.1	5.7	1.8	2.1
2017	5,081	13,307	272.3	10.4	71.5	2.0	3.1	5.3	3.3	5.7	1.8	2.0
2018	4,653	14,263	272.8	10.5	72.7	1.9	3.1	5.4	3.3	5.9	1.8	2.0
2019	4,696	13,894	271.0	9.9	71.7	2.1	3.0	5.3	3.2	5.9	1.9	2.0
2020	4,602	14,789	271.5	9.5	70.9	2.1	3.0	5.3	3.2	6.0	1.9	2.0
2021	3,843	15,516	270.3	9.0	70.6	2.1	2.9	5.3	3.2	6.1	2.1	2.0
2022	4,453	12,621	270.6	8.6	72.7	2.3	3.0	5.4	3.2	6.2	2.5	2.0
2023	5,085	11,146	271.4	8.0	71.9	2.2	3.0	5.3	3.1	6.1	2.6	2.0
2024	4,080	11,761	271.7	7.8	73.1	2.2	3.2	5.2	3.1	6.0	2.8	2.1

주) 1. 육량등급 : A등급=3, B등급=2, C등급=1
2. 육질등급 : 1⁺⁺등급=5, 1⁺등급=4, 1등급=3, 2등급=2, 3등급=1, 등외등급 제외
3. 농협음성(서울)축산물공판장은 농협서울축산물공판장이 이전한 것임(2011.3.2.)
4. 경락가격은 등외·결합 제외

Note) 1. Yield grade : A=3, B=2, C=1
2. Quality grade : 1⁺⁺ = 5, 1⁺ = 4, 1 = 3, 2 = 2, 3 = 1, Other grade is excluded
3. NACF Seoul Slaughtering & Wholesale Center relocated to NACF Eumseong Slaughtering & Wholesale Center(2011.3.2.)
4. The action price exclude extras and defects

• 한우 암(300~350kg)
Hanwoo(Korean native cattle) Female(300~350kg)

판정장소 : 농협음성(서울)축산물공판장

Place : NACF Eumseong(Seoul) Slaughtering & Wholesale Center

(단위 : 두, 원/kg, kg, mm, cm, No)

(unit : head, won/kg, kg, mm, cm, No)

연도	두수 head	경락가격 auction price	도체중량 carcass weight	등지방두께 backfat	등심면적 loin area	육량등급 yield grade	근내지방도 marbling	육색 meat color	지방색 fat color	성숙도 maturity	조식감 tenderness	육질등급 quality grade
2002	1,749	13,973	320.6	11.6	79.0	2.1	4.1	4.9	3.2	5.1	1.6	2.6
2003	875	15,546	322.9	12.4	80.0	1.9	4.1	4.9	3.1	5.6	1.6	2.6
2004	1,013	12,873	322.4	13.6	77.4	1.8	4.2	5.0	3.2	6.2	1.6	2.5
2005	1,175	13,788	323.2	13.7	76.1	1.9	4.8	5.1	3.3	6.2	1.6	2.7
2006	2,006	13,789	322.4	13.7	76.0	1.9	4.6	5.1	3.4	6.3	1.7	2.7
2007	2,594	13,521	322.7	13.2	75.4	2.0	4.2	4.9	3.3	6.2	1.7	2.6
2008	3,790	12,458	322.8	13.5	77.4	2.0	3.9	4.9	3.1	6.3	1.7	2.5
2009	5,534	15,027	323.7	12.3	78.6	2.2	4.0	4.8	3.0	6.2	1.7	2.6
2010	5,503	14,586	323.6	11.8	80.0	2.3	3.7	4.8	3.0	6.1	1.8	2.4
2011	5,406	11,834	324.3	13.0	82.9	2.2	3.8	5.0	3.1	6.3	1.7	2.4
2012	12,619	12,140	323.6	13.4	86.2	2.2	4.0	5.0	3.1	6.2	1.6	2.6
2013	14,558	11,894	323.6	12.5	85.1	2.3	3.9	5.0	3.1	6.0	1.7	2.5
2014	12,883	13,587	325.0	12.3	85.4	2.3	3.7	5.1	3.1	5.5	1.6	2.5
2015	13,798	15,784	325.9	13.1	84.8	2.2	3.7	5.1	3.1	5.4	1.6	2.5
2016	13,015	17,211	327.2	13.6	83.1	2.1	3.9	5.1	3.1	5.6	1.6	2.5
2017	14,093	15,401	327.4	13.7	82.7	2.1	3.9	5.1	3.2	5.8	1.6	2.5
2018	13,183	16,328	327.4	13.8	83.8	2.1	3.9	5.2	3.3	6.0	1.7	2.4
2019	13,238	16,005	327.7	13.2	84.0	2.2	3.8	5.2	3.2	6.0	1.7	2.4
2020	14,025	17,481	328.0	12.9	83.1	2.2	3.9	5.1	3.1	6.0	1.7	2.5
2021	11,759	18,395	328.3	12.2	82.7	2.3	3.9	5.2	3.1	6.1	1.9	2.5
2022	12,844	15,852	328.1	11.6	84.8	2.4	4.0	5.2	3.1	6.1	2.2	2.6
2023	14,472	14,025	328.1	11.2	84.4	2.4	4.2	5.2	3.1	6.1	2.1	2.7
2024	11,808	14,222	328.5	10.9	85.0	2.5	4.4	5.1	3.1	5.8	2.3	2.8

주) 1. 육량등급 : A등급=3, B등급=2, C등급=1
2. 육질등급 : 1⁺⁺등급=5, 1⁺등급=4, 1등급=3, 2등급=2, 3등급=1, 등외등급 제외
3. 농협음성(서울)축산물공판장은 농협서울축산물공판장이 이전한 것임(2011.3.2.)
4. 경락가격은 등외·결합 제외

Note) 1. Yield grade : A=3, B=2, C=1
2. Quality grade : 1⁺⁺ = 5, 1⁺ = 4, 1 = 3, 2 = 2, 3 = 1, Other grade is excluded
3. NACF Seoul Slaughtering & Wholesale Center relocated to NACF Eumseong Slaughtering & Wholesale Center(2011.3.2.)
4. The action price exclude extras and defects

• 한우 암(350~400kg)
Hanwoo(Korean native cattle) Female(350~400kg)

판정장소 : 농협음성(서울)축산물공판장

Place : NACF Eumseong(Seoul) Slaughtering & Wholesale Center

(단위 : 두, 원/kg, kg, mm, cm, No)

(unit : head, won/kg, kg, mm, cm, No)

연도	두수 head	경락가격 auction price	도체중량 carcass weight	등지방두께 backfat	등심면적 loin area	육량등급 yield grade	근내지방도 marbling	육색 meat color	지방색 fat color	성숙도 maturity	조식감 tenderness	육질등급 quality grade
2002	453	13,940	367.0	14.1	84.9	1.9	4.3	4.9	3.1	5.1	1.5	2.8
2003	287	15,680	368.7	15.4	84.9	1.7	4.7	4.9	3.1	5.5	1.5	2.9
2004	478	12,968	369.2	16.5	84.5	1.6	4.5	5.0	3.2	6.1	1.6	2.7
2005	486	13,899	368.5	16.2	83.1	1.8	5.2	5.1	3.4	6.4	1.6	3.0
2006	838	14,247	368.8	16.5	81.4	1.7	4.9	5.1	3.4	6.3	1.6	2.9
2007	992	13,884	368.6	15.8	81.1	1.8	4.4	5.0	3.3	6.2	1.6	2.7
2008	1,560	13,075	368.7	15.7	83.0	1.8	4.3	4.9	3.1	6.3	1.6	2.7
2009	2,562	15,600	368.7	14.5	84.2	2.0	4.5	4.8	3.0	6.2	1.6	2.8
2010	2,825	15,174	369.2	14.2	85.3	2.0	4.0	4.9	3.0	6.1	1.7	2.6
2011	3,069	12,558	369.7	15.2	89.4	1.9	4.2	5.0	3.1	6.2	1.6	2.7
2012	5,970	12,812	368.9	16.2	92.9	1.9	4.5	5.0	3.1	6.3	1.5	2.9
2013	7,089	12,490	369.3	15.3	92.0	1.9	4.4	5.0	3.1	6.1	1.6	2.8
2014	8,173	14,012	370.1	14.9	91.8	2.0	4.2	5.0	3.1	5.6	1.5	2.8
2015	10,463	16,043	370.6	15.6	91.2	1.8	4.2	5.0	3.1	5.5	1.5	2.8
2016	12,575	17,624	371.5	15.9	90.0	1.8	4.4	5.0	3.0	5.6	1.5	2.8
2017	14,231	16,063	372.2	16.3	89.5	1.8	4.5	5.0	3.2	5.7	1.5	2.8
2018	14,224	17,040	372.3	16.1	90.9	1.8	4.4	5.1	3.3	5.9	1.5	2.7
2019	16,018	16,908	372.8	15.5	91.6	1.9	4.4	5.1	3.1	5.9	1.6	2.8
2020	17,608	18,719	373.1	15.2	90.6	2.0	4.5	5.0	3.1	5.8	1.5	2.9
2021	17,234	19,789	373.9	14.4	90.1	2.0	4.6	5.0	3.1	5.9	1.7	2.9
2022	18,730	17,594	374.1	13.5	92.3	2.2	4.8	5.1	3.1	5.9	2.0	3.0
2023	20,533	15,426	374.0	13.4	92.1	2.2	5.0	5.0	3.1	5.8	1.9	3.1
2024	19,270	15,493	374.5	13.2	92.6	2.2	5.2	5.0	3.0	5.5	2.0	3.3

주) 1. 육량등급 : A등급=3, B등급=2, C등급=1
 2. 육질등급 : 1⁺⁺등급=5, 1⁺등급=4, 1등급=3, 2등급=2, 3등급=1, 등외등급 제외
 3. 농협음성(서울)축산물공판장은 농협서울축산물공판장이 이전한 것임(2011.3.2.)
 4. 경락가격은 등외·결함 제외

Note) 1. Yield grade : A=3, B=2, C=1
 2. Quality grade : 1⁺⁺ = 5, 1⁺ = 4, 1 = 3, 2 = 2, 3 = 1, Other grade is excluded
 3. NACF Seoul Slaughtering & Wholesale Center relocated to NACF Eumseong Slaughtering & Wholesale Center(2011.3.2.)
 4. The action price exclude extras and defects

• 한우 암(400~450kg)
Hanwoo(Korean native cattle) Female(400~450kg)

판정장소 : 농협음성(서울)축산물공판장

Place : NACF Eumseong(Seoul) Slaughtering & Wholesale Center

(단위 : 두, 원/kg, kg, mm, cm, No)

(unit : head, won/kg, kg, mm, cm, No)

연도	두수 head	경락가격 auction price	도체중량 carcass weight	등지방두께 backfat	등심면적 loin area	육량등급 yield grade	근내지방도 marbling	육색 meat color	지방색 fat color	성숙도 maturity	조식감 tenderness	육질등급 quality grade
2002	41	13,412	414.4	20.7	88.9	1.4	5.1	4.9	3.1	5.6	1.5	3
2003	57	15,052	416.2	18.6	91.4	1.5	4.6	5	3.2	5.8	1.6	2.8
2004	88	12,704	416.8	20.1	87.9	1.3	4.5	5	3.2	6.2	1.5	2.8
2005	101	13,355	416.4	19.6	86.6	1.5	5.3	5.2	3.4	6.5	1.6	3.1
2006	162	14,364	418	17.9	87.9	1.6	5.2	5.1	3.3	6.5	1.5	3
2007	200	13,889	417.8	19	85.3	1.5	4.7	5	3.3	6.3	1.5	2.9
2008	266	13,324	418.2	18.1	87.9	1.6	4.7	4.9	3.2	6.1	1.5	2.9
2009	440	15,516	416	17.6	88.8	1.6	4.9	4.8	3.1	6.3	1.5	3
2010	592	15,508	417	16.8	90.5	1.7	4.4	4.9	3	5.8	1.7	2.8
2011	734	12,708	417	17.9	94.5	1.6	4.4	5	3	6	1.5	2.9
2012	1,161	13,058	416.4	18.7	98.8	1.6	4.8	5	3.2	6.3	1.5	3.1
2013	1,411	12,658	416.6	17.7	98.2	1.7	4.8	4.9	3.1	6.2	1.5	3.1
2014	1,868	14,062	417.6	17.5	97.3	1.6	4.7	5	3.1	5.7	1.4	3
2015	2,900	15,995	417.1	17.8	96.5	1.5	4.6	5	3.1	5.5	1.4	3
2016	3,991	17,612	418.4	18	95.5	1.5	4.7	4.9	3	5.7	1.4	3
2017	5,084	16,078	418.2	18.7	95.3	1.5	4.9	4.9	3.2	5.7	1.4	3
2018	5,382	17,353	418.6	18.2	97.1	1.5	4.9	5	3.3	5.9	1.4	3
2019	6,819	17,332	419.3	17.6	98.2	1.6	4.9	5	3.1	5.7	1.5	3
2020	8,034	19,190	419.3	17.2	96.9	1.7	5	4.9	3.1	5.7	1.4	3.2
2021	9,108	20,398	419.7	16.3	96.8	1.8	5.0	4.9	3.1	5.9	1.6	3.2
2022	10,605	18,286	420.6	15.6	99.0	2.0	5.2	5.0	3.1	5.9	1.8	3.3
2023	12,394	16,186	420.7	15.4	98.9	1.9	5.5	5.0	3.1	5.7	1.7	3.4
2024	13,130	16,077	421.1	15.5	99.3	2.0	5.7	4.9	3.0	5.3	1.8	3.6

주) 1. 육량등급 : A등급=3, B등급=2, C등급=1
 2. 육질등급 : 1⁺⁺등급=5, 1⁺등급=4, 1등급=3, 2등급=2, 3등급=1, 등외등급 제외
 3. 농협음성(서울)축산물공판장은 농협서울축산물공판장이 이전한 것임(2011.3.2.)
 4. 경락가격은 등외·결함 제외

Note) 1. Yield grade : A=3, B=2, C=1
 2. Quality grade : 1⁺⁺ = 5, 1⁺ = 4, 1 = 3, 2 = 2, 3 = 1, Other grade is excluded
 3. NACF Seoul Slaughtering & Wholesale Center relocated to NACF Eumseong Slaughtering & Wholesale Center(2011.3.2.)
 4. The action price exclude extras and defects

• 한우 암(450~500kg)
Hanwoo(Korean native cattle) Female(450~500kg)

판정장소 : 농협음성(서울)축산물공판장

Place : NACF Eumseong(Seoul) Slaughtering & Wholesale Center

(단위 : 두, 원/kg, kg, mm, cm, No)

(unit : head, won/kg, kg, mm, cm, No)

연도	두수 head	경락가격 auction price	도체중량 carcass weight	등지방두께 backfat	등심면적 loin area	육량등급 yield grade	근내지방도 marbling	육색 meat color	지방색 fat color	성숙도 maturity	조식감 tenderness	육질등급 quality grade
2002	5	12,619	466	22.6	94.4	1.2	4.6	4.6	3.6	6.0	1.8	2.2
2003	9	14,081	471.4	19.1	90.2	1.2	4.9	5.1	3.3	5.8	1.7	3.0
2004	15	12,607	464.5	21.1	97.7	1.4	4.1	5.1	3.3	6.2	1.7	2.7
2005	17	12,873	467.6	24.1	93.1	1.2	4.8	5.1	3.5	6.4	1.8	3.1
2006	26	12,914	468.6	24.0	87.5	1.2	4.6	5.3	3.7	6.8	1.7	2.8
2007	20	13,365	472.4	18.7	92.7	1.6	4.6	5.0	3.8	6.6	1.5	2.9
2008	17	12,678	470.2	22.2	91.1	1.2	5.4	4.9	3.4	6.8	1.5	3.1
2009	44	15,112	464.3	17.7	91.9	1.5	4.7	4.9	3.0	5.8	1.6	3.0
2010	71	15,119	465.9	19.7	95.5	1.5	4.6	4.9	3.1	5.7	1.6	2.9
2011	102	12,519	465.6	18.5	98.8	1.5	4.8	5.0	3.0	6.3	1.5	3.0
2012	121	12,951	465	19.8	102.5	1.5	4.9	5.1	3.2	6.3	1.5	3.1
2013	144	12,551	463.9	19.8	102.8	1.4	5.4	5.0	3.1	6.4	1.4	3.3
2014	236	14,012	464.4	19.5	102.2	1.4	5.0	5.0	3.1	5.9	1.4	3.2
2015	417	15,630	465.6	19.8	101.3	1.3	4.9	4.9	3.0	5.7	1.4	3.2
2016	629	17,368	465.4	20.1	99.9	1.3	5.2	4.9	3.1	5.8	1.4	3.2
2017	883	15,909	466.9	20.6	100.0	1.3	5.2	4.9	3.2	5.6	1.4	3.2
2018	955	17,208	467.3	20.6	102.6	1.3	5.4	5.0	3.3	5.9	1.4	3.2
2019	1,448	17,308	467.2	19.8	103.8	1.4	5.3	5.0	3.1	5.7	1.4	3.3
2020	1,745	19,386	466.8	19.5	103.2	1.5	5.4	4.8	3.1	5.7	1.3	3.4
2021	2,171	20,533	468.2	18.1	103.0	1.6	5.4	4.9	3.1	6.0	1.5	3.4
2022	2,848	18,553	467.6	17.7	105.1	1.8	5.6	5.0	3.1	6.0	1.7	3.5
2023	3,689	16,513	468.7	17.4	105.1	1.7	6.0	4.9	3.1	5.7	1.6	3.7
2024	4,264	16,373	468.9	17.1	105.2	1.7	6.1	4.9	3.0	5.3	1.7	3.8

주) 1. 육량등급 : A등급=3, B등급=2, C등급=1
2. 육질등급 : 1⁺⁺등급=5, 1⁺등급=4, 1등급=3, 2등급=2, 3등급=1, 등외등급 제외
3. 농협음성(서울)축산물공판장은 농협서울축산물공판장이 이전한 것임(2011.3.2.)
4. 경락가격은 등외·결함 제외

Note) 1. Yield grade : A=3, B=2, C=1
2. Quality grade : 1⁺⁺ = 5, 1⁺ = 4, 1 = 3, 2 = 2, 3 = 1, Other grade is excluded
3. NACF Seoul Slaughtering & Wholesale Center relocated to NACF Eumseong Slaughtering & Wholesale Center(2011.3.2.)
4. The action price exclude extras and defects

• 한우 암(500kg이상)
Hanwoo(Korean native cattle) Female(500kg and over)

판정장소 : 농협음성(서울)축산물공판장

Place : NACF Eumseong(Seoul) Slaughtering & Wholesale Center

(단위 : 두, 원/kg, kg, mm, cm, No)

(unit : head, won/kg, kg, mm, cm, No)

연도	두수 head	경락가격 auction price	도체중량 carcass weight	등지방두께 backfat	등심면적 loin area	육량등급 yield grade	근내지방도 marbling	육색 meat color	지방색 fat color	성숙도 maturity	조식감 tenderness	육질등급 quality grade
2002	-	-	-	-	-	-	-	-	-	-	-	-
2003	-	-	-	-	-	-	-	-	-	-	-	-
2004	-	-	-	-	-	-	-	-	-	-	-	-
2005	1	13,199	533.0	22.0	86.0	1.0	7.0	5.0	3.0	7.0	1.0	4.0
2006	4	11,086	512.3	27.8	92.0	1.3	4.5	5.3	3.8	7.5	2.0	2.5
2007	2	12,295	551.5	21.5	103.5	1.5	4.0	6.0	4.5	7.5	1.5	2.5
2008	3	11,476	517.0	18.3	91.7	1.0	4.0	5.7	3.0	7.7	1.7	2.7
2009	8	15,361	512.8	20.9	92.8	1.4	5.5	4.9	3.0	6.3	1.5	3.5
2010	6	13,666	540.7	21.2	96.2	1.5	4.3	4.8	3.0	4.8	1.7	3.0
2011	13	11,456	529.9	26.9	102.5	1.2	5.0	4.9	3.0	6.1	1.5	3.2
2012	13	13,730	529.1	21.3	108.9	1.5	5.9	5.2	3.2	6.5	1.4	3.7
2013	17	12,353	529.6	18.0	104.9	1.4	4.9	4.9	3.0	6.2	1.4	3.3
2014	25	14,026	521.4	20.5	103.8	1.3	5.4	5.1	3.1	5.7	1.4	3.4
2015	45	15,145	516.7	20.4	105.1	1.3	5.1	5.0	3.1	5.5	1.3	3.3
2016	79	16,584	517.3	21.2	102.1	1.2	5.0	4.9	3.1	6.4	1.5	3.1
2017	113	15,683	521.4	21.5	102.0	1.2	5.5	4.9	3.2	5.9	1.3	3.4
2018	132	16,508	521.9	21.0	107.4	1.2	5.3	4.9	3.3	6.3	1.4	3.2
2019	215	17,034	523.0	21.3	108.5	1.3	5.4	5.0	3.2	5.8	1.4	3.3
2020	250	19,053	523.0	21.0	106.6	1.3	5.5	4.8	3.1	5.9	1.3	3.5
2021	387	20,156	523.0	19.4	108.1	1.5	5.7	4.9	3.1	6.0	1.5	3.6
2022	570	18,291	523.1	19.0	110.8	1.6	5.9	5.0	3.1	6.2	1.7	3.6
2023	793	16,376	525.3	19.0	111.5	1.6	6.3	4.9	3.1	5.8	1.5	3.8
2024	1,032	16,382	524.7	18.9	110.8	1.5	6.5	4.9	3.0	5.4	1.6	3.9

주) 1. 육량등급 : A등급=3, B등급=2, C등급=1
2. 육질등급 : 1⁺⁺등급=5, 1⁺등급=4, 1등급=3, 2등급=2, 3등급=1, 등외등급 제외
3. 농협음성(서울)축산물공판장은 농협서울축산물공판장이 이전한 것임(2011.3.2.)
4. 경락가격은 등외·결함 제외

Note) 1. Yield grade : A=3, B=2, C=1
2. Quality grade : 1⁺⁺ = 5, 1⁺ = 4, 1 = 3, 2 = 2, 3 = 1, Other grade is excluded
3. NACF Seoul Slaughtering & Wholesale Center relocated to NACF Eumseong Slaughtering & Wholesale Center(2011.3.2.)
4. The action price exclude extras and defects

3) 한우 수(300kg미만)

Hanwoo(Korean native cattle) Male(under 300kg)

판정장소 : 농협음성(서울)축산물공판장

Place : NACF Eumseong(Seoul) Slaughtering & Wholesale Center

(단위 : 두, 원/kg, kg, mm, cm, No)

(unit : head, won/kg, kg, mm, cm, No)

연도	두수 head	경락가격 auction price	도체중량 carcass weight	등지방두께 backfat	등심면적 loin area	육량등급 yield grade	근내지방도 marbling	육색 meat color	지방색 fat color	성숙도 maturity	조식감 tenderness	육질등급 quality grade
2002	1,125	12,552	273.3	4.3	74.5	2.6	1.1	4.9	3.0	2.0	2.0	1.1
2003	1,139	12,288	276.8	4.7	74.1	2.6	1.2	4.9	3.0	2.0	2.0	1.2
2004	428	10,476	271.8	4.3	71.6	2.4	1.1	5.0	2.9	2.0	2.0	1.1
2005	563	11,841	268.9	4.8	68.3	2.3	1.2	5.1	2.9	1.9	2.0	1.1
2006	580	10,290	270.2	5.0	67.6	2.1	1.2	5.2	2.9	1.9	2.0	1.1
2007	457	11,769	256.3	4.9	65.6	2.2	1.1	5.0	2.8	1.9	2.1	1.1
2008	474	9,018	262.6	4.8	67.8	2.2	1.1	5.1	2.8	1.9	2.1	1.0
2009	224	10,200	268.8	4.6	68.7	2.2	1.1	5.1	2.9	2.1	2.1	1.1
2010	92	11,158	243.5	5.2	64.0	2.0	1.1	5.1	2.9	2.2	2.1	1.1
2011	52	7,632	264.0	3.7	71.1	2.2	1.0	5.4	3.0	2.2	2.1	1.0
2012	104	8,047	262.2	3.9	72.7	2.4	1.1	5.5	2.8	2.1	2.2	1.1
2013	48	8,408	251.5	4.0	61.0	2.0	1.0	5.3	2.8	2.3	2.3	1.0
2014	56	10,936	266.0	4.1	73.2	2.3	1.2	5.4	3.0	2.1	2.2	1.2
2015	36	12,298	276.4	4.4	75.3	2.4	1.1	5.3	3.0	2.1	2.0	1.1
2016	31	13,260	266.9	4.5	69.1	2.2	1.0	5.5	3.0	2.6	2.0	1.0
2017	35	10,424	270.4	3.4	65.8	2.1	1.1	5.6	2.9	2.4	2.1	1.1
2018	31	11,314	260.3	4.2	65.4	1.9	1.1	5.4	3.2	2.8	2.0	1.1
2019	23	10,190	243.1	4.0	60.5	1.9	1.2	5.4	3.0	2.4	2.1	1.1
2020	26	11,249	256.0	3.2	67.3	2.2	1.3	5.5	3.0	2.7	2.6	1.2
2021	29	10,205	242.9	3.1	55.0	1.7	1.0	5.8	3.1	2.7	2.7	1.0
2022	20	9,045	252.2	3.3	65.1	1.9	1.1	5.9	3.2	2.8	3.1	1.1
2023	14	7,202	249.6	2.5	65.3	1.9	1.6	5.5	3.0	2.3	3.4	1.3
2024	19	7,768	225.9	3.2	59.2	1.8	1.3	5.3	2.9	2.9	3.9	1.1

주) 1. 육량등급 : A등급=3, B등급=2, C등급=1
 2. 육질등급 : 1⁺⁺등급=5, 1⁺등급=4, 1등급=3, 2등급=2, 3등급=1, 등외등급 제외
 3. 농협음성(서울)축산물공판장은 농협서울축산물공판장이 이전한 것임(2011.3.2.)
 4. 경락가격은 등외·결함 제외

Note) 1. Yield grade : A=3, B=2, C=1
 2. Quality grade : 1⁺⁺ = 5, 1⁺ = 4, 1 = 3, 2 = 2, 3 = 1, Other grade is excluded
 3. NACF Seoul Slaughtering & Wholesale Center relocated to NACF Eumseong Slaughtering & Wholesale Center(2011.3.2.)
 4. The action price exclude extras and defects

• 한우 수(300~350kg)

Hanwoo(Korean native cattle) Male(300~350kg)

판정장소 : 농협음성(서울)축산물공판장

Place : NACF Eumseong(Seoul) Slaughtering & Wholesale Center

(단위 : 두, 원/kg, kg, mm, cm, No)

(unit : head, won/kg, kg, mm, cm, No)

연도	두수 head	경락가격 auction price	도체중량 carcass weight	등지방두께 backfat	등심면적 loin area	육량등급 yield grade	근내지방도 marbling	육색 meat color	지방색 fat color	성숙도 maturity	조식감 tenderness	육질등급 quality grade
2002	2,747	12,845	326.1	5.5	83.0	2.9	1.2	4.9	2.9	2.0	2.0	1.2
2003	5,209	12,880	328.1	5.6	83.8	2.9	1.3	4.9	3.0	2.1	2.0	1.2
2004	1,931	11,289	329.6	5.6	82.3	2.9	1.2	5.0	2.9	2.1	2.0	1.2
2005	1,696	12,748	326.7	5.5	80.1	2.9	1.3	5.1	2.9	2.1	2.0	1.2
2006	2,342	11,360	329.1	5.5	79.5	2.9	1.2	5.2	2.9	2.2	2.0	1.2
2007	1,015	13,346	326.9	5.2	78.9	2.9	1.2	5.0	2.9	2.1	2.0	1.1
2008	1,075	10,421	327.5	5.4	79.2	2.9	1.2	5.1	2.9	2.1	2.0	1.1
2009	859	11,166	328.8	5.0	79.0	2.9	1.2	5.0	2.9	2.2	2.0	1.2
2010	116	14,111	327.0	4.7	82.1	2.9	1.1	5.2	2.9	2.4	2.0	1.1
2011	178	8,730	330.5	4.5	84.0	2.9	1.2	5.4	2.9	2.3	2.0	1.2
2012	323	9,436	327.8	4.2	84.7	3.0	1.3	5.4	2.7	2.4	2.0	1.2
2013	84	9,762	324.3	3.6	81.5	2.9	1.1	5.7	2.8	2.6	2.1	1.1
2014	130	11,470	327.8	4.6	83.7	3.0	1.1	5.4	3.0	2.4	2.0	1.1
2015	104	13,369	329.3	4.6	83.4	2.9	1.2	5.3	3.0	2.6	2.0	1.1
2016	57	15,046	328.2	5.0	77.6	2.9	1.2	5.5	3.0	3.1	2.0	1.1
2017	80	11,690	326.5	4.4	77.3	2.9	1.3	5.5	3.0	2.5	2.0	1.2
2018	71	12,513	329.0	4.4	76.7	2.7	1.1	5.6	3.0	3.0	2.0	1.1
2019	18	12,503	329.9	4.4	77.1	2.8	1.1	5.8	3.1	3.7	2.0	1.1
2020	37	12,537	326.0	3.3	75.9	2.6	1.2	5.7	3.1	3.2	2.3	1.1
2021	18	13,775	333.8	3.7	82.8	2.6	1.3	5.8	3.0	3.2	2.5	1.2
2022	16	9,944	330.6	3.3	76.4	2.6	1.0	5.9	3.3	4.0	3.1	1.0
2023	17	9,095	331.4	3.6	77.1	2.4	1.1	5.6	3.0	3.4	3.6	1.1
2024	11	9,603	322.6	2.9	72.7	2.6	1.2	5.5	3.0	3.6	3.6	1.1

주) 1. 육량등급 : A등급=3, B등급=2, C등급=1
 2. 육질등급 : 1⁺⁺등급=5, 1⁺등급=4, 1등급=3, 2등급=2, 3등급=1, 등외등급 제외
 3. 농협음성(서울)축산물공판장은 농협서울축산물공판장이 이전한 것임(2011.3.2.)
 4. 경락가격은 등외·결함 제외

Note) 1. Yield grade : A=3, B=2, C=1
 2. Quality grade : 1⁺⁺ = 5, 1⁺ = 4, 1 = 3, 2 = 2, 3 = 1, Other grade is excluded
 3. NACF Seoul Slaughtering & Wholesale Center relocated to NACF Eumseong Slaughtering & Wholesale Center(2011.3.2.)
 4. The action price exclude extras and defects

• 한우 수(350~400kg)
Hanwoo(Korean native cattle) Male(350~400kg)

판정장소 : 농협음성(서울)축산물공판장

Place : NACF Eumseong(Seoul) Slaughtering & Wholesale Center

(단위 : 두, 원/kg, kg, mm, cm, No)

(unit : head, won/kg, kg, mm, cm, No)

연도	두수 head	경락가격 auction price	도체중량 carcass weight	등지방두께 backfat	등심면적 loin area	육량등급 yield grade	근내지방도 marbling	육색 meat color	지방색 fat color	성숙도 maturity	조식감 tenderness	육질등급 quality grade
2002	2,484	12,343	371.3	6.4	89.0	2.9	1.3	4.9	2.9	2.1	2.0	1.2
2003	5,608	12,863	372.0	6.4	90.2	2.9	1.3	4.9	3.0	2.2	2.0	1.2
2004	3,420	11,009	374.7	6.6	88.6	2.9	1.3	5.0	3.0	2.3	2.0	1.2
2005	1,531	12,627	372.4	6.5	85.7	2.9	1.4	5.1	2.9	2.3	2.0	1.3
2006	3,295	11,529	373.1	6.3	85.3	2.9	1.3	5.2	2.9	2.3	2.0	1.2
2007	960	13,459	373.1	6.0	85.6	2.9	1.3	5.1	2.9	2.2	2.0	1.2
2008	1,377	10,703	373.1	6.4	85.0	2.9	1.3	5.1	2.9	2.2	2.0	1.2
2009	1,443	11,489	373.9	5.7	85.6	2.9	1.3	5.0	2.9	2.4	2.0	1.2
2010	183	14,172	374.2	5.1	86.8	3.0	1.2	5.2	3.0	2.8	2.0	1.2
2011	312	8,894	373.8	5.3	90.0	3.0	1.3	5.4	2.9	2.6	2.0	1.2
2012	486	10,114	375.9	5.4	92.6	3.0	1.5	5.4	2.8	2.5	2.0	1.3
2013	114	10,577	377.6	4.6	89.2	3.0	1.2	5.6	2.9	2.9	2.1	1.2
2014	197	11,712	376.0	5.3	89.9	3.0	1.2	5.5	3.0	2.6	2.1	1.1
2015	177	13,252	373.0	5.1	90.5	3.0	1.1	5.4	3.0	2.8	2.0	1.1
2016	160	15,426	377.1	5.3	87.0	3.0	1.3	5.4	3.0	2.9	2.0	1.2
2017	187	11,916	377.1	5.0	86.4	2.9	1.2	5.5	3.1	2.9	2.0	1.2
2018	157	13,147	376.9	5.8	86.4	2.9	1.4	5.6	3.1	3.2	2.0	1.3
2019	47	13,684	376.4	5.7	89.1	2.9	1.4	5.7	3.0	3.5	2.1	1.3
2020	48	13,203	376.6	3.4	85.9	2.6	1.1	5.7	3.2	3.5	2.2	1.1
2021	41	13,634	380.7	3.9	87.9	2.6	1.2	5.7	3.1	4.0	2.6	1.2
2022	27	13,024	384.9	3.9	90.6	2.9	1.4	5.8	3.0	3.9	3.0	1.3
2023	40	9,914	377.4	3.4	88.4	2.7	1.2	6.1	3.0	3.6	3.6	1.1
2024	43	9,613	373.4	3.3	85.5	2.7	1.1	5.7	2.9	3.8	3.7	1.1

주) 1. 육량등급 : A등급=3, B등급=2, C등급=1
2. 육질등급 : 1⁺⁺등급=5, 1⁺등급=4, 1등급=3, 2등급=2, 3등급=1, 등외등급 제외
3. 농협음성(서울)축산물공판장은 농협서울축산물공판장이 이전한 것임(2011.3.2.)
4. 경락가격은 등외·결함 제외

Note) 1. Yield grade : A=3, B=2, C=1
2. Quality grade : 1⁺⁺ = 5, 1⁺ = 4, 1 = 3, 2 = 2, 3 = 1, Other grade is excluded
3. NACF Seoul Slaughtering & Wholesale Center relocated to NACF Eumseong Slaughtering & Wholesale Center(2011.3.2.)
4. The action price exclude extras and defects

• 한우 수(400~450kg)
Hanwoo(Korean native cattle) Male(400~450kg)

판정장소 : 농협음성(서울)축산물공판장

Place : NACF Eumseong(Seoul) Slaughtering & Wholesale Center

(단위 : 두, 원/kg, kg, mm, cm, No)

(unit : head, won/kg, kg, mm, cm, No)

연도	두수 head	경락가격 auction price	도체중량 carcass weight	등지방두께 backfat	등심면적 loin area	육량등급 yield grade	근내지방도 marbling	육색 meat color	지방색 fat color	성숙도 maturity	조식감 tenderness	육질등급 quality grade
2002	725	11,818	417.7	7.3	95.3	2.8	1.3	4.9	3.0	2.4	2.0	1.3
2003	1,820	12,616	417.8	7.1	97.0	2.9	1.4	4.9	3.0	2.5	2.0	1.3
2004	2,046	10,618	420.0	7.5	95.0	2.9	1.3	5.0	3.0	2.7	2.0	1.2
2005	539	12,412	419.2	7.2	91.9	2.8	1.5	5.1	3.0	2.9	2.0	1.3
2006	1,412	11,533	418.5	7.1	90.8	2.9	1.4	5.2	3.0	2.8	2.0	1.3
2007	436	13,306	419.9	7.0	90.9	2.9	1.3	5.2	2.9	2.7	2.0	1.2
2008	693	10,711	420.7	7.4	91.0	2.8	1.3	5.2	2.9	2.5	2.0	1.3
2009	942	11,721	421.0	6.5	92.0	2.9	1.4	5.0	2.9	2.7	2.0	1.3
2010	138	14,564	423.5	6.2	93.9	2.9	1.4	5.1	3.0	3.0	2.0	1.3
2011	292	9,049	420.3	6.2	96.7	2.9	1.3	5.4	2.9	3.0	2.0	1.2
2012	374	10,438	421.5	6.2	98.4	2.9	1.5	5.5	2.8	2.9	2.0	1.4
2013	108	10,865	423.4	5.6	97.7	2.9	1.4	5.6	2.9	2.9	2.0	1.3
2014	205	11,781	422.2	6.2	97.7	2.9	1.3	5.5	3.0	3.2	2.0	1.2
2015	169	13,294	424.9	6.3	97.4	2.9	1.2	5.4	3.0	3.1	2.0	1.2
2016	164	15,571	422.7	6.4	94.2	2.9	1.3	5.4	3.0	3.2	2.0	1.2
2017	253	12,216	424.3	5.8	94.3	2.9	1.4	5.5	3.0	3.3	2.0	1.3
2018	214	13,295	423.9	6.4	95.2	2.8	1.4	5.5	3.1	3.5	2.0	1.3
2019	73	14,117	425.3	5.8	95.8	2.9	1.4	5.7	3.1	3.8	2.0	1.3
2020	92	14,138	426.8	4.3	95.6	2.7	1.3	5.7	3.0	3.8	2.2	1.2
2021	66	14,157	426.8	4.5	93.5	2.6	1.3	5.8	3.2	4.0	2.4	1.2
2022	52	13,991	425.3	4.3	96.3	2.7	1.6	5.8	3.0	3.9	3.0	1.4
2023	46	10,687	427.2	4.2	95.5	2.6	1.4	5.8	3.0	4.5	3.5	1.3
2024	46	10,525	423.8	4.3	94.2	2.7	1.6	5.6	3.0	3.8	3.5	1.4

주) 1. 육량등급 : A등급=3, B등급=2, C등급=1
2. 육질등급 : 1⁺⁺등급=5, 1⁺등급=4, 1등급=3, 2등급=2, 3등급=1, 등외등급 제외
3. 농협음성(서울)축산물공판장은 농협서울축산물공판장이 이전한 것임(2011.3.2.)
4. 경락가격은 등외·결함 제외

Note) 1. Yield grade : A=3, B=2, C=1
2. Quality grade : 1⁺⁺ = 5, 1⁺ = 4, 1 = 3, 2 = 2, 3 = 1, Other grade is excluded
3. NACF Seoul Slaughtering & Wholesale Center relocated to NACF Eumseong Slaughtering & Wholesale Center(2011.3.2.)
4. The action price exclude extras and defects

• 한우 수(450~500kg)
Hanwoo(Korean native cattle) Male(450~500kg)

판정장소 : 농협음성(서울)축산물공판장

Place : NACF Eumseong(Seoul) Slaughtering & Wholesale Center

(단위 : 두, 원/kg, kg, mm, cm, No)

(unit : head, won/kg, kg, mm, cm, No)

연도	두수 head	경락가격 auction price	도체중량 carcass weight	등지방두께 backfat	등심면적 loin area	육량등급 yield grade	근내지방도 marbling	육색 meat color	지방색 fat color	성숙도 maturity	조식감 tenderness	육질등급 quality grade
2002	112	11,281	464.2	9.0	100.7	2.6	1.3	5.0	3.0	3.0	2.0	1.3
2003	316	12,278	465.8	8.2	102.7	2.8	1.4	5.0	3.0	2.9	2.0	1.3
2004	528	10,190	466.8	8.3	100.0	2.8	1.3	5.0	3.0	3.1	2.0	1.2
2005	134	12,217	468.3	8.4	97.3	2.7	1.5	5.1	3.0	3.7	1.9	1.3
2006	297	11,184	468.6	8.1	98.1	2.8	1.4	5.3	3.0	3.3	2.0	1.3
2007	110	13,190	467.9	8.5	96.9	2.7	1.7	5.4	3.0	3.5	2.0	1.4
2008	161	10,475	470.8	8.0	97.5	2.8	1.3	5.2	2.9	3.0	2.0	1.2
2009	260	11,862	468.5	7.0	98.0	2.8	1.3	5.1	2.9	3.2	2.0	1.3
2010	51	14,425	472.3	7.5	98.4	2.7	1.6	5.1	3.0	3.5	2.0	1.4
2011	121	9,465	469.6	7.3	105.6	2.9	1.5	5.4	2.9	3.5	2.0	1.3
2012	163	10,344	471.5	6.9	105.0	2.8	1.4	5.5	2.9	3.5	2.0	1.3
2013	41	11,596	471.1	6.9	104.3	2.9	2.0	5.5	2.9	3.2	1.9	1.6
2014	91	11,732	468.5	6.4	102.1	2.9	1.3	5.5	3.0	3.3	2.1	1.2
2015	110	13,539	470.8	6.2	103.8	2.9	1.3	5.3	3.0	3.4	2.0	1.3
2016	99	15,400	471.3	6.9	100.8	2.8	1.4	5.4	3.0	4.0	2.0	1.3
2017	180	12,034	473.0	6.5	101.9	2.8	1.4	5.5	3.0	3.6	2.0	1.3
2018	184	13,210	471.3	7.3	102.5	2.8	1.4	5.5	3.1	3.6	2.0	1.3
2019	67	13,795	475.0	6.9	102.1	2.8	1.4	5.7	3.1	4.6	2.0	1.3
2020	102	14,259	476.6	4.8	105.1	2.7	1.5	5.6	3.1	4.7	2.0	1.4
2021	77	14,101	475.3	4.8	103.6	2.6	1.3	5.8	3.1	4.5	2.5	1.2
2022	45	12,804	472.3	4.2	103.2	2.8	1.3	5.8	3.0	4.7	3.0	1.3
2023	46	11,197	476.7	5.5	106.6	2.6	1.5	5.7	2.9	4.6	3.2	1.3
2024	42	10,389	471.4	4.8	100.7	2.5	1.5	5.5	3.0	4.5	3.4	1.3

주) 1. 육량등급 : A등급=3, B등급=2, C등급=1
 2. 육질등급 : 1**등급=5, 1*등급=4, 1등급=3, 2등급=2, 3등급=1, 등외등급 제외
 3. 농협음성(서울)축산물공판장은 농협서울축산물공판장이 이전한 것임(2011.3.2.)
 4. 경락가격은 등외·결합 제외

Note) 1. Yield grade : A=3, B=2, C=1
 2. Quality grade : 1** = 5, 1* = 4, 1 = 3, 2 = 2, 3 = 1, Other grade is excluded
 3. NACF Seoul Slaughtering & Wholesale Center relocated to NACF Eumseong Slaughtering & Wholesale Center(2011.3.2.)
 4. The action price exclude extras and defects

• 한우 수(500kg 이상)
Hanwoo(Korean native cattle) Male(500kg and over)

판정장소 : 농협음성(서울)축산물공판장

Place : NACF Eumseong(Seoul) Slaughtering & Wholesale Center

(단위 : 두, 원/kg, kg, mm, cm, No)

(unit : head, won/kg, kg, mm, cm, No)

연도	두수 head	경락가격 auction price	도체중량 carcass weight	등지방두께 backfat	등심면적 loin area	육량등급 yield grade	근내지방도 marbling	육색 meat color	지방색 fat color	성숙도 maturity	조식감 tenderness	육질등급 quality grade
2002	19	11,051	522.5	7.6	109.4	2.7	1.6	5.2	3.1	4.3	2.1	1.4
2003	38	11,655	516.8	7.8	109.6	2.8	1.3	5.0	3.1	3.5	1.9	1.3
2004	79	9,506	527.6	9.2	106.9	2.8	1.3	5.1	2.9	3.4	2.0	1.2
2005	36	11,483	527.9	11.2	105.9	2.5	1.4	5.3	3.1	5.3	2.0	1.3
2006	69	10,348	526.7	8.7	102.0	2.5	1.3	5.5	3.1	4.6	2.0	1.2
2007	30	12,269	527.5	8.1	104.7	2.6	1.7	5.5	3.0	4.4	2.1	1.4
2008	44	9,959	531.8	9.5	105.2	2.5	1.5	5.3	3.0	3.6	2.0	1.3
2009	79	12,027	526.8	8.3	105.1	2.6	1.4	5.2	2.9	4.2	2.0	1.3
2010	29	13,835	529.8	8.9	103.8	2.6	1.3	5.3	3.0	4.3	2.0	1.3
2011	49	8,907	529.0	7.6	111.4	2.8	1.4	5.5	2.9	4.2	2.0	1.3
2012	55	10,161	534.9	8.7	110.9	2.7	1.7	5.6	2.7	4.0	2.0	1.5
2013	23	10,164	534.4	7.0	111.2	3.0	1.7	5.7	2.9	4.0	2.1	1.6
2014	40	11,549	537.9	7.7	110.4	2.8	1.4	5.6	3.0	4.1	2.1	1.3
2015	65	13,154	533.8	7.4	111.4	2.8	1.5	5.3	3.0	4.1	2.0	1.4
2016	62	14,761	534.9	7.5	106.7	2.7	1.4	5.4	3.0	4.2	2.0	1.3
2017	109	11,595	540.6	7.2	109.7	2.6	1.4	5.5	3.0	4.1	2.0	1.3
2018	148	12,782	548.9	8.4	111.0	2.5	1.4	5.5	3.1	4.4	2.0	1.3
2019	74	13,223	551.3	7.7	113.1	2.7	1.4	5.7	3.1	5.2	2.0	1.3
2020	109	13,798	549.0	6.3	112.9	2.5	1.5	5.6	3.0	5.1	2.0	1.4
2021	93	14,404	557.0	5.9	114.3	2.5	1.6	5.6	3.1	5.2	2.3	1.4
2022	72	13,093	556.7	5.5	118.3	2.6	1.5	5.7	3.1	5.3	3.1	1.3
2023	88	11,082	561.2	6.1	112.9	2.4	1.7	5.6	3.0	5.6	3.2	1.4
2024	79	10,679	559.5	6.1	114.3	2.3	1.6	5.5	3.0	5.2	3.3	1.4

주) 1. 육량등급 : A등급=3, B등급=2, C등급=1
 2. 육질등급 : 1**등급=5, 1*등급=4, 1등급=3, 2등급=2, 3등급=1, 등외등급 제외
 3. 농협음성(서울)축산물공판장은 농협서울축산물공판장이 이전한 것임(2011.3.2.)
 4. 경락가격은 등외·결합 제외

Note) 1. Yield grade : A=3, B=2, C=1
 2. Quality grade : 1** = 5, 1* = 4, 1 = 3, 2 = 2, 3 = 1, Other grade is excluded
 3. NACF Seoul Slaughtering & Wholesale Center relocated to NACF Eumseong Slaughtering & Wholesale Center(2011.3.2.)
 4. The action price exclude extras and defects

4) 한우 거세(300kg미만)
Hanwoo(Korean native cattle) Castrated(under 300kg)

판정장소 : 농협음성(서울)축산물공판장

Place : NACF Eumseong(Seoul) Slaughtering & Wholesale Center

(단위 : 두, 원/kg, kg, mm, cm, No)

(unit : head, won/kg, kg, mm, cm, No)

연도	두수 head	경락가격 auction price	도체중량 carcass weight	등지방두께 backfat	등심면적 loin area	육량등급 yield grade	근내지방도 marbling	육색 meat color	지방색 fat color	성숙도 maturity	조직감 tenderness	육질등급 quality grade
2002	1,812	13,373	278.0	7.0	71.0	2.3	2.9	4.7	2.9	2.0	1.7	2.2
2003	891	14,691	274.1	6.8	70.0	2.2	2.9	4.8	3.0	1.9	1.8	2.1
2004	699	12,245	271.7	7.1	68.1	2.1	3.1	4.9	2.9	2.0	1.7	2.2
2005	1,139	13,531	272.0	7.7	66.4	2.1	3.6	4.8	2.9	2.0	1.6	2.5
2006	829	13,638	270.3	7.5	66.0	1.9	3.9	4.9	2.9	2.0	1.7	2.6
2007	920	12,737	263.6	7.2	63.8	2.0	3.0	4.8	2.9	2.0	1.8	2.2
2008	761	11,602	264.1	7.7	65.6	2.0	3.1	4.8	2.9	2.0	1.8	2.2
2009	686	13,522	263.9	6.6	66.7	2.1	3.2	4.7	2.9	2.0	1.8	2.2
2010	799	13,457	262.0	6.2	67.2	2.2	3.1	4.7	2.9	2.0	1.8	2.2
2011	550	10,886	268.3	7.0	70.1	2.1	3.9	4.9	3.0	2.0	1.6	2.6
2012	756	11,373	265.3	6.9	71.4	2.2	3.7	5.0	3.0	2.1	1.7	2.5
2013	881	10,425	262.1	6.0	68.7	2.2	3.1	4.9	2.9	2.0	1.9	2.2
2014	744	12,486	267.0	6.8	70.1	2.2	3.4	5.0	3.0	2.0	1.8	2.4
2015	569	14,340	267.7	7.2	70.6	2.1	3.3	5.1	3.0	2.1	1.7	2.3
2016	452	15,715	265.0	7.3	68.0	2.1	3.5	5.0	3.0	2.1	1.7	2.4
2017	578	13,716	262.1	6.9	65.8	1.9	3.5	5.0	3.1	2.1	1.8	2.4
2018	498	14,571	264.0	7.0	66.9	1.9	3.6	5.0	3.1	2.2	1.7	2.5
2019	543	14,495	266.1	6.7	66.6	2.0	3.4	5.1	3.0	2.3	1.8	2.4
2020	575	15,898	264.2	6.1	64.7	2.1	3.7	5.0	3.0	2.2	1.8	2.6
2021	572	16,999	261.7	5.8	64.9	2.0	3.6	5.1	3.0	2.3	2.1	2.5
2022	433	14,713	263.7	5.6	68.3	2.1	3.9	5.1	3.0	2.4	2.3	2.7
2023	493	12,130	266.2	4.9	66.5	2.1	3.5	5.1	3.0	2.3	2.5	2.5
2024	486	12,474	265.9	4.9	68.2	2.1	3.7	5.0	3.0	2.6	2.7	2.6

주) 1. 육량등급 : A등급=3, B등급=2, C등급=1
2. 육질등급 : 1⁺⁺등급=5, 1⁺등급=4, 1등급=3, 2등급=2, 3등급=1, 등외등급 제외
3. 농협음성(서울)축산물공판장은 농협서울축산물공판장이 이전한 것임(2011.3.2.)
4. 경락가격은 등외·결함 제외

Note) 1. Yield grade : A=3, B=2, C=1
2. Quality grade : 1⁺⁺ = 5, 1⁺ = 4, 1 = 3, 2 = 2, 3 = 1, Other grade is excluded
3. NACF Seoul Slaughtering & Wholesale Center relocated to NACF Eumseong Slaughtering & Wholesale Center(2011.3.2.)
4. The action price exclude extras and defects

• 한우 거세(300~350kg)
Hanwoo(Korean native cattle) Castrated(300~350kg)

판정장소 : 농협음성(서울)축산물공판장

Place : NACF Eumseong(Seoul) Slaughtering & Wholesale Center

(단위 : 두, 원/kg, kg, mm, cm, No)

(unit : head, won/kg, kg, mm, cm, No)

연도	두수 head	경락가격 auction price	도체중량 carcass weight	등지방두께 backfat	등심면적 loin area	육량등급 yield grade	근내지방도 marbling	육색 meat color	지방색 fat color	성숙도 maturity	조직감 tenderness	육질등급 quality grade
2002	9,524	13,822	328.9	8.9	78.2	2.4	3.4	4.7	2.9	2.0	1.6	2.5
2003	4,281	16,004	329.6	9.4	78.6	2.4	3.7	4.8	3.0	2.0	1.6	2.6
2004	3,933	13,398	330.6	9.5	77.7	2.3	4.0	4.8	2.9	2.0	1.5	2.7
2005	6,774	14,720	330.5	9.5	75.5	2.4	4.5	4.8	2.9	2.0	1.4	3.0
2006	5,011	15,725	331.0	9.4	75.9	2.4	4.6	4.8	2.9	2.0	1.4	3.1
2007	5,165	14,572	331.8	9.3	75.4	2.4	4.2	4.7	3.0	2.0	1.5	2.8
2008	4,491	13,889	332.4	9.9	76.3	2.4	4.2	4.7	2.9	2.0	1.5	2.9
2009	3,773	16,208	332.3	8.4	77.0	2.6	4.3	4.7	2.9	2.0	1.5	2.9
2010	4,378	15,725	332.3	8.2	78.2	2.7	4.2	4.8	3.0	2.0	1.6	2.9
2011	3,744	12,972	332.6	9.0	80.6	2.6	4.4	4.9	3.0	2.0	1.5	3.0
2012	4,158	13,833	332.7	9.8	83.8	2.6	4.7	5.0	3.0	2.0	1.5	3.1
2013	4,118	12,715	332.4	8.8	82.2	2.6	4.4	4.9	3.0	2.0	1.5	2.9
2014	3,742	14,097	332.3	9.2	82.3	2.6	4.3	5.0	3.0	2.0	1.5	2.9
2015	2,797	16,171	332.4	9.7	82.2	2.5	4.3	5.0	3.0	2.0	1.5	2.9
2016	2,117	18,029	332.6	9.9	80.3	2.5	4.4	5.0	3.0	2.1	1.5	2.9
2017	2,196	16,322	332.1	9.8	79.0	2.3	4.6	5.0	3.0	2.1	1.5	3.0
2018	2,024	17,139	332.1	10.0	80.0	2.1	4.6	5.0	3.1	2.2	1.4	3.0
2019	2,281	17,267	331.9	9.3	80.1	2.4	4.4	5.0	3.0	2.3	1.5	3.0
2020	2,287	19,117	332.2	8.9	79.4	2.5	4.6	5.0	3.0	2.2	1.5	3.1
2021	1,824	20,374	332.3	8.6	78.8	2.4	4.6	5.0	3.0	2.3	1.8	3.1
2022	1,456	18,093	331.4	8.3	80.8	2.6	4.7	5.1	3.0	2.4	2.0	3.2
2023	1,440	15,530	331.0	7.7	79.7	2.6	4.8	5.0	3.0	2.5	2.0	3.2
2024	1,437	15,130	330.8	7.3	80.4	2.7	4.8	5.0	3.0	2.7	2.2	3.2

주) 1. 육량등급 : A등급=3, B등급=2, C등급=1
2. 육질등급 : 1⁺⁺등급=5, 1⁺등급=4, 1등급=3, 2등급=2, 3등급=1, 등외등급 제외
3. 농협음성(서울)축산물공판장은 농협서울축산물공판장이 이전한 것임(2011.3.2.)
4. 경락가격은 등외·결함 제외

Note) 1. Yield grade : A=3, B=2, C=1
2. Quality grade : 1⁺⁺ = 5, 1⁺ = 4, 1 = 3, 2 = 2, 3 = 1, Other grade is excluded
3. NACF Seoul Slaughtering & Wholesale Center relocated to NACF Eumseong Slaughtering & Wholesale Center(2011.3.2.)
4. The action price exclude extras and defects

• 한우 거세(350~400kg)
Hanwoo(Korean native cattle) Castrated(350~400kg)

판정장소 : 농협음성(서울)축산물공판장

Place : NACF Eumseong(Seoul) Slaughtering & Wholesale Center

(단위 : 두, 원/kg, kg, mm, cm, No)

(unit : head, won/kg, kg, mm, cm, No)

연도	두수 head	경락가격 auction price	도체중량 carcass weight	등지방두께 backfat	등심면적 loin area	육량등급 yield grade	근내지방도 marbling	육색 meat color	지방색 fat color	성숙도 maturity	조식감 tenderness	육질등급 quality grade
2002	12,240	13,710	372.6	11.0	83.2	2.2	3.8	4.7	2.9	2.1	1.5	2.7
2003	7,220	16,196	373.5	11.6	83.7	2.2	4.3	4.8	3.0	2.1	1.4	2.9
2004	9,749	13,601	375.7	11.8	83.0	2.2	4.4	4.8	2.9	2.0	1.4	3.0
2005	15,777	14,874	375.3	11.7	80.6	2.2	5.1	4.8	2.9	2.1	1.3	3.3
2006	12,484	16,017	375.9	11.5	81.1	2.3	5.1	4.8	2.9	2.0	1.3	3.3
2007	17,039	15,082	377.1	11.2	81.0	2.3	4.8	4.7	3.0	2.0	1.3	3.2
2008	17,464	14,514	377.9	12.1	81.6	2.2	4.9	4.7	2.9	2.0	1.4	3.2
2009	16,641	16,993	378.6	10.7	82.6	2.4	5.1	4.7	2.9	2.0	1.4	3.3
2010	19,156	16,563	378.7	10.6	83.5	2.4	4.8	4.7	3.0	2.0	1.4	3.2
2011	17,091	13,817	378.6	11.3	86.8	2.4	5.0	4.9	3.0	2.0	1.3	3.3
2012	18,624	14,873	378.6	12.2	90.1	2.3	5.4	4.9	3.0	2.0	1.3	3.4
2013	19,197	13,862	379.2	11.3	89.3	2.4	5.2	4.8	3.0	2.0	1.3	3.3
2014	18,348	14,917	379.3	11.5	89.4	2.4	5.0	4.9	3.0	2.0	1.3	3.3
2015	15,427	16,983	379.7	12.0	89.0	2.3	5.0	4.9	3.0	2.0	1.3	3.3
2016	12,055	18,937	380.0	11.9	87.2	2.2	5.1	4.9	3.0	2.1	1.3	3.3
2017	13,191	17,590	380.4	12.0	86.6	2.2	5.2	4.9	3.0	2.1	1.3	3.4
2018	12,395	18,422	380.7	12.2	87.8	2.2	5.2	4.9	3.1	2.3	1.3	3.4
2019	13,882	18,588	380.6	11.4	88.4	2.3	5.2	4.9	3.0	2.3	1.3	3.4
2020	13,519	20,621	380.7	11.0	87.6	2.4	5.3	4.8	3.0	2.2	1.3	3.5
2021	11,508	22,017	381.0	10.6	87.2	2.5	5.3	4.9	3.0	2.3	1.5	3.5
2022	9,371	20,164	381.4	10.2	89.3	2.6	5.5	5.0	3.0	2.4	1.7	3.6
2023	8,180	17,683	380.9	9.8	88.4	2.6	5.6	5.0	3.0	2.5	1.7	3.7
2024	8,400	16,996	381.0	9.4	89.2	2.7	5.6	4.9	3.0	2.8	1.9	3.7

주) 1. 육량등급 : A등급=3, B등급=2, C등급=1
 2. 육질등급 : 1⁺⁺등급=5, 1⁺등급=4, 1등급=3, 2등급=2, 3등급=1, 등외등급 제외
 3. 농협음성(서울)축산물공판장은 농협서울축산물공판장이 이전한 것임(2011.3.2.)
 4. 경락가격은 등외·결함 제외

Note) 1. Yield grade : A=3, B=2, C=1
 2. Quality grade : 1⁺⁺ = 5, 1⁺ = 4, 1 = 3, 2 = 2, 3 = 1, Other grade is excluded
 3. NACF Seoul Slaughtering & Wholesale Center relocated to NACF Eumseong Slaughtering & Wholesale Center(2011.3.2.)
 4. The action price exclude extras and defects

• 한우 거세(400~450kg)
Hanwoo(Korean native cattle) Castrated(400~450kg)

판정장소 : 농협음성(서울)축산물공판장

Place : NACF Eumseong(Seoul) Slaughtering & Wholesale Center

(단위 : 두, 원/kg, kg, mm, cm, No)

(unit : head, won/kg, kg, mm, cm, No)

연도	두수 head	경락가격 auction price	도체중량 carcass weight	등지방두께 backfat	등심면적 loin area	육량등급 yield grade	근내지방도 marbling	육색 meat color	지방색 fat color	성숙도 maturity	조식감 tenderness	육질등급 quality grade
2002	4,373	13,325	417.2	13.5	87.9	2.0	4.1	4.7	2.9	2.3	1.5	2.8
2003	3,336	15,883	419.1	14.2	88.3	1.9	4.5	4.8	3.0	2.3	1.4	3.0
2004	6,436	13,423	419.7	14.3	87.6	1.9	4.7	4.8	2.9	2.6	1.3	3.1
2005	9,321	14,769	419.4	13.8	84.9	2.0	5.3	4.8	2.9	2.4	1.2	3.4
2006	9,394	15,934	420.6	13.7	85.7	2.0	5.4	4.8	2.9	2.3	1.2	3.4
2007	16,474	15,208	421.5	13.4	85.8	2.0	5.1	4.7	3.0	2.2	1.3	3.3
2008	21,480	14,708	423.1	14.4	86.4	1.9	5.3	4.7	3.0	2.1	1.3	3.4
2009	23,209	17,283	423.7	13.1	87.5	2.1	5.5	4.6	2.9	2.1	1.3	3.5
2010	28,350	16,800	423.8	13.3	88.4	2.0	5.2	4.7	3.0	2.0	1.3	3.4
2011	25,485	14,095	423.7	13.6	92.0	2.0	5.4	4.9	3.0	2.1	1.2	3.4
2012	26,090	15,320	423.6	14.6	95.8	2.0	5.9	4.9	3.0	2.0	1.2	3.7
2013	29,699	14,423	423.9	13.7	95.2	2.1	5.8	4.8	3.0	2.0	1.2	3.6
2014	31,411	15,272	424.4	13.6	95.0	2.0	5.6	4.8	3.0	2.0	1.2	3.5
2015	30,296	17,240	424.9	14.0	94.6	1.9	5.5	4.8	3.0	2.1	1.2	3.5
2016	26,254	19,230	425.4	13.9	93.3	1.9	5.5	4.8	2.9	2.1	1.2	3.6
2017	30,138	17,916	425.6	14.1	92.5	1.9	5.7	4.8	3.0	2.2	1.2	3.6
2018	29,890	18,853	426.0	14.1	94.1	1.9	5.8	4.8	3.1	2.4	1.2	3.6
2019	34,180	19,173	426.0	13.2	95.2	2.0	5.7	4.8	3.0	2.4	1.2	3.6
2020	34,099	21,306	426.3	12.9	94.5	2.2	5.8	4.7	3.0	2.2	1.2	3.8
2021	32,845	22,806	426.8	12.3	93.9	2.2	5.9	4.8	3.0	2.3	1.4	3.8
2022	30,016	21,170	427.4	11.8	96.2	2.4	6.1	4.8	3.0	2.4	1.5	3.9
2023	26,128	18,609	427.6	11.5	95.3	2.4	6.2	4.9	3.0	2.5	1.5	4.0
2024	26,309	17,976	427.7	11.2	95.8	2.4	6.2	4.9	3.0	2.8	1.6	4.0

주) 1. 육량등급 : A등급=3, B등급=2, C등급=1
 2. 육질등급 : 1⁺⁺등급=5, 1⁺등급=4, 1등급=3, 2등급=2, 3등급=1, 등외등급 제외
 3. 농협음성(서울)축산물공판장은 농협서울축산물공판장이 이전한 것임(2011.3.2.)
 4. 경락가격은 등외·결함 제외

Note) 1. Yield grade : A=3, B=2, C=1
 2. Quality grade : 1⁺⁺ = 5, 1⁺ = 4, 1 = 3, 2 = 2, 3 = 1, Other grade is excluded
 3. NACF Seoul Slaughtering & Wholesale Center relocated to NACF Eumseong Slaughtering & Wholesale Center(2011.3.2.)
 4. The action price exclude extras and defects

• 한우 거세(450~500kg)
Hanwoo(Korean native cattle) Castrated(450~500kg)

판정장소 : 농협음성(서울)축산물공판장

Place : NACF Eumseong(Seoul) Slaughtering & Wholesale Center

(단위 : 두, 원/kg, kg, mm, cm, No)

(unit : head, won/kg, kg, mm, cm, No)

연도	두수 head	경락가격 auction price	도체중량 carcass weight	등지방두께 backfat	등심면적 loin area	육량등급 yield grade	근내지방도 marbling	육색 meat color	지방색 fat color	성숙도 maturity	조식감 tenderness	육질등급 quality grade
2002	539	12,711	465.1	16.3	92.4	1.7	4.3	4.7	2.9	2.6	1.4	2.9
2003	570	15,386	465.9	16.9	92.7	1.6	4.7	4.8	3.0	2.6	1.4	3.1
2004	1,308	12,952	466.2	17.0	91.9	1.7	4.9	4.8	3.0	2.8	1.3	3.2
2005	1,781	14,517	466.3	15.7	88.9	1.7	5.6	4.8	2.9	2.6	1.2	3.5
2006	2,281	15,457	466.7	16.0	89.5	1.8	5.5	4.8	2.9	2.6	1.2	3.5
2007	4,911	14,964	467.7	15.8	89.9	1.7	5.3	4.7	3.0	2.6	1.2	3.4
2008	7,725	14,627	468.4	16.6	90.8	1.6	5.5	4.6	3.0	2.5	1.2	3.5
2009	9,584	17,190	468.8	15.5	92.2	1.8	5.7	4.6	2.9	2.3	1.2	3.6
2010	12,430	16,671	469.2	15.8	92.8	1.7	5.4	4.7	3.0	2.3	1.3	3.5
2011	12,057	13,942	469.3	15.9	96.4	1.8	5.5	4.8	3.0	2.1	1.2	3.5
2012	12,314	15,412	469.2	16.6	100.7	1.7	6.3	4.8	3.0	2.1	1.1	3.9
2013	15,295	14,579	469.7	15.8	100.3	1.8	6.2	4.7	3.0	2.0	1.2	3.9
2014	18,233	15,346	469.9	15.5	99.9	1.8	6.0	4.8	3.0	2.1	1.2	3.7
2015	19,656	17,091	470.5	15.9	99.6	1.7	5.9	4.8	3.0	2.1	1.1	3.7
2016	19,556	19,088	471.1	15.6	98.6	1.7	5.9	4.7	2.9	2.2	1.1	3.7
2017	22,864	17,871	471.2	16.0	97.8	1.6	6.1	4.7	3.0	2.2	1.1	3.8
2018	25,175	18,882	471.7	15.7	99.8	1.7	6.2	4.8	3.1	2.4	1.1	3.9
2019	29,916	19,399	472.0	14.8	101.5	1.8	6.1	4.8	3.0	2.5	1.1	3.9
2020	30,844	21,583	472.0	14.6	100.7	2.0	6.3	4.7	3.0	2.3	1.1	4.0
2021	34,378	23,205	472.8	14.0	100.1	2.0	6.3	4.7	3.0	2.4	1.3	4.1
2022	37,381	21,588	473.4	13.3	102.3	2.2	6.5	4.8	3.0	2.5	1.4	4.1
2023	36,001	19,163	474.1	13.0	101.6	2.1	6.6	4.8	3.0	2.6	1.4	4.2
2024	37,837	18,533	474.3	12.6	101.9	2.2	6.7	4.9	3.0	2.9	1.5	4.2

주) 1. 육량등급 : A등급=3, B등급=2, C등급=1
2. 육질등급 : 1⁺⁺등급=5, 1⁺등급=4, 1등급=3, 2등급=2, 3등급=1, 등외등급 제외
3. 농협음성(서울)축산물공판장은 농협서울축산물공판장이 이전한 것임(2011.3.2.)
4. 경락가격은 등외·결함 제외

Note) 1. Yield grade : A=3, B=2, C=1
2. Quality grade : 1⁺⁺ = 5, 1⁺ = 4, 1 = 3, 2 = 2, 3 = 1, Other grade is excluded
3. NACF Seoul Slaughtering & Wholesale Center relocated to NACF Eumseong Slaughtering & Wholesale Center(2011.3.2.)
4. The action price exclude extras and defects

• 한우 거세(500kg이상)
Hanwoo(Korean native cattle) Castrated(500kg and over)

판정장소 : 농협음성(서울)축산물공판장

Place : NACF Eumseong(Seoul) Slaughtering & Wholesale Center

(단위 : 두, 원/kg, kg, mm, cm, No)

(unit : head, won/kg, kg, mm, cm, No)

연도	두수 head	경락가격 auction price	도체중량 carcass weight	등지방두께 backfat	등심면적 loin area	육량등급 yield grade	근내지방도 marbling	육색 meat color	지방색 fat color	성숙도 maturity	조식감 tenderness	육질등급 quality grade
2002	36	11,826	513.4	17.4	96.4	1.5	4.7	4.7	2.9	2.8	1.3	3.1
2003	50	14,652	514.2	17.8	97.0	1.6	4.7	4.8	2.9	2.8	1.3	3.1
2004	129	12,188	520.3	18.2	97.4	1.6	4.8	4.9	3.0	2.9	1.3	3.2
2005	174	14,063	517.6	17.4	92.7	1.6	5.7	4.8	2.9	2.7	1.2	3.6
2006	289	15,013	518.6	18.2	93.2	1.5	5.7	4.8	2.9	2.7	1.2	3.7
2007	667	14,525	518.6	17.6	94.1	1.5	5.4	4.7	3.0	2.6	1.3	3.4
2008	1,248	14,350	519.9	18.5	95.5	1.4	5.7	4.7	3.0	2.6	1.2	3.6
2009	1,890	16,904	521.2	17.9	97.1	1.5	6.0	4.7	2.9	2.6	1.2	3.8
2010	2,583	16,273	521.9	18.4	97.4	1.4	5.6	4.7	3.0	2.7	1.3	3.6
2011	2,790	13,489	522.2	18.3	100.6	1.5	5.7	4.8	3.0	2.4	1.2	3.6
2012	2,572	15,319	521.8	18.8	106.1	1.5	6.7	4.8	3.0	2.1	1.1	4.1
2013	3,678	14,282	523.0	18.2	105.6	1.5	6.6	4.7	3.0	2.1	1.1	4.0
2014	5,083	15,211	522.9	17.3	105.2	1.5	6.3	4.7	3.0	2.1	1.1	3.9
2015	6,103	16,639	524.7	17.6	104.5	1.4	6.2	4.7	2.9	2.2	1.1	3.9
2016	6,816	18,572	525.7	17.5	104.1	1.4	6.1	4.6	2.9	2.3	1.1	3.9
2017	8,498	17,622	526.9	17.9	103.6	1.4	6.4	4.7	3.0	2.3	1.1	4.0
2018	10,306	18,801	527.7	17.5	106.4	1.5	6.6	4.7	3.1	2.5	1.1	4.1
2019	13,768	19,433	528.9	16.5	108.6	1.6	6.6	4.7	3.0	2.6	1.1	4.1
2020	15,081	21,718	529.3	16.4	108.1	1.8	6.7	4.6	3.0	2.3	1.1	4.2
2021	20,217	23,378	532.1	15.8	107.5	1.8	6.7	4.6	3.0	2.5	1.2	4.3
2022	26,751	21,731	535.3	14.8	109.7	2.0	6.9	4.7	3.0	2.5	1.3	4.3
2023	32,117	19,579	538.9	14.7	109.3	1.9	7.1	4.8	3.0	2.6	1.3	4.4
2024	37,323	19,124	540.6	14.2	109.9	2.0	7.1	4.8	3.0	2.9	1.4	4.4

주) 1. 육량등급 : A등급=3, B등급=2, C등급=1
2. 육질등급 : 1⁺⁺등급=5, 1⁺등급=4, 1등급=3, 2등급=2, 3등급=1, 등외등급 제외
3. 농협음성(서울)축산물공판장은 농협서울축산물공판장이 이전한 것임(2011.3.2.)
4. 경락가격은 등외·결함 제외

Note) 1. Yield grade : A=3, B=2, C=1
2. Quality grade : 1⁺⁺ = 5, 1⁺ = 4, 1 = 3, 2 = 2, 3 = 1, Other grade is excluded
3. NACF Seoul Slaughtering & Wholesale Center relocated to NACF Eumseong Slaughtering & Wholesale Center(2011.3.2.)
4. The action price exclude extras and defects

다. 젖소 성적

Analysis of dairy cattle carcass

• 젖소

Dairy cattle

판정장소 : 농협음성(서울)축산물공판장

Place : NACF Eumseong(Seoul) Slaughtering & Wholesale Center

(단위 : 두, 원/kg, kg, mm, cm, No)

(unit : head, won/kg, kg, mm, cm, No)

연도	두수 head	경락가격 auction price	도체중량 carcass weight	등지방두께 backfat	등심면적 loin area	육량등급 yield grade	근내지방도 marbling	육색 meat color	지방색 fat color	성숙도 maturity	조식감 tenderness	육질등급 quality grade
2002	1,052	4,453	337.1	3.8	68.5	1.6	1.3	5.2	3.0	4.2	2.1	1.2
2003	2,505	3,908	368.9	5.0	70.5	1.4	1.4	5.0	2.8	5.7	2.0	1.2
2004	1,623	4,490	384.0	5.8	72.2	1.2	1.3	5.2	2.8	5.8	2.0	1.1
2005	704	6,210	379.3	5.3	72.1	1.4	1.6	5.2	2.8	5.0	2.2	1.3
2006	799	6,168	383.1	5.9	70.5	1.2	1.5	5.3	2.8	4.9	2.1	1.3
2007	954	5,555	385.7	5.6	69.6	1.3	1.3	5.2	2.9	5.3	2.1	1.2
2008	934	4,699	386.5	6.3	70.8	1.2	1.3	5.2	2.9	5.8	2.2	1.1
2009	625	4,759	383.9	5.8	71.1	1.2	1.3	5.1	2.8	5.8	2.2	1.1
2010	621	5,112	389.7	5.4	73.9	1.1	1.2	5.0	2.9	6.0	2.1	1.1
2011	225	5,242	391.6	5.9	76.8	1.5	1.6	5.5	2.9	6.3	2.3	1.2
2012	275	5,168	383.3	5.8	76.5	1.4	1.4	5.5	3.0	5.7	2.5	1.1
2013	290	4,429	382.9	5.1	73.9	1.6	1.3	5.6	2.8	5.7	2.3	1.1
2014	377	4,881	378.0	5.7	70.9	1.4	1.2	5.5	2.9	5.8	2.2	1.1
2015	567	5,333	369.2	5.2	69.0	1.4	1.1	5.3	2.8	5.8	2.0	1.0
2016	816	5,845	370.5	5.2	68.3	1.6	1.2	5.6	3.1	6.8	2.1	1.1
2017	1,251	5,232	374.8	5.0	67.7	1.5	1.2	5.6	3.2	6.8	2.0	1.1
2018	1,464	5,785	368.6	4.9	67.9	1.6	1.2	5.8	3.3	6.8	2.0	1.1
2019	1,538	6,221	369.0	4.9	67.8	1.6	1.2	5.7	3.3	6.7	2.1	1.1
2020	1,464	6,384	372.7	4.9	68.1	1.7	1.2	5.7	3.2	6.9	2.6	1.1
2021	2,135	6,722	368.4	4.1	68.1	1.1	1.2	5.7	3.1	6.8	2.9	0.6
2022	1,692	7,274	365.7	4.3	69.9	1.1	1.2	5.8	3.1	6.7	3.5	0.6
2023	1,358	6,237	366.6	4.1	68.6	0.9	1.3	5.7	3.0	6.8	3.4	0.5
2024	1,390	6,560	372.7	3.9	70.9	0.8	1.2	5.6	2.9	6.7	3.7	0.4

주) 1. 육량등급 : A등급=3, B등급=2, C등급=1
 2. 육질등급 : 1⁺⁺등급=5, 1⁺등급=4, 1등급=3, 2등급=2, 3등급=1, 등외등급 제외
 3. 1998년부터 품종구분이 재분류됨 - 젖소 : 젖소암(경산우)
 4. 농협음성(서울)축산물공판장은 농협서울축산물공판장이 이전한 것임(2011.3.2.)
 5. 경락가격은 등외·결함 제외

Note) 1. Yield grade : A=3, B=2, C=1
 2. Quality grade : 1⁺⁺ = 5, 1⁺ = 4, 1 = 3, 2 = 2, 3 = 1, Other grade is excluded
 3. Dairy cattle number is only that of cow since 1998
 4. Transferred to NACF Eumseong Slaughtering & Wholesale Center, NACF Seoul Slaughtering & Wholesale Center(2011.3.2.)
 5. The action price exclude extras and defects

라. 도체중량대별 젖소 성적 Analysis of dairy cattle carcass by weight

• 젖소 (300kg미만) Dairy cattle (under 300kg)

판정장소 : 농협음성(서울)축산물공판장

Place : NACF Eumseong(Seoul) Slaughtering & Wholesale Center

(단위 : 두, 원/kg, kg, mm, cm, No)

(unit : head, won/kg, kg, mm, cm, No)

연도	두수 head	경락가격 auction price	도체중량 carcass weight	등지방두께 backfat	등심면적 loin area	육량등급 yield grade	근내지방도 marbling	육색 meat color	지방색 fat color	성숙도 maturity	조식감 tenderness	육질등급 quality grade
2002	282	3,660	270.7	2.6	58.0	1.2	1.1	5.2	3.0	3.3	2.1	1.0
2003	265	3,197	274.8	2.9	56.3	1.1	1.1	4.9	2.7	3.7	2.1	1.1
2004	86	4,163	277.4	3.1	56.7	1.0	1.1	5.1	2.8	3.7	2.1	1.0
2005	48	5,409	281.8	3.9	57.0	1.1	1.0	5.0	2.7	3.6	2.3	1.0
2006	46	5,260	278.5	4.2	56.0	1.1	1.1	5.0	2.5	2.9	2.3	1.0
2007	51	4,498	280.4	4.3	57.6	1.2	1.1	5.1	2.7	3.3	2.2	1.0
2008	55	4,101	278.7	4.8	57.3	1.0	1.1	4.9	2.8	3.6	2.2	1.0
2009	38	3,990	276.4	4.6	55.6	1.1	1.0	4.5	2.8	3.4	2.4	1.0
2010	22	4,337	282.2	3.9	55.6	1.0	1.0	4.9	3.0	3.5	2.2	1.0
2011	9	4,672	255.0	3.8	55.6	1.0	1.0	5.7	3.3	4.1	2.3	1.0
2012	32	4,336	275.4	4.3	61.1	1.2	1.0	5.5	2.8	3.6	2.7	1.0
2013	25	3,555	258.0	3.8	52.0	1.1	1.0	5.1	2.6	2.8	2.2	1.0
2014	37	4,378	267.6	3.5	51.3	1.2	1.0	5.2	2.8	3.5	2.3	1.0
2015	67	4,535	269.1	4.3	53.0	1.1	1.0	5.0	2.7	3.4	2.0	1.0
2016	86	5,427	277.8	4.2	54.5	1.2	1.0	5.5	3.0	4.9	2.1	1.0
2017	131	4,958	273.3	3.5	51.4	1.2	1.0	5.5	3.2	4.7	2.0	1.0
2018	161	5,322	274.2	3.6	53.7	1.2	1.0	5.7	3.2	4.9	2.1	1.0
2019	182	5,775	270.6	3.6	51.3	1.2	1.0	5.5	3.2	4.7	2.1	1.0
2020	163	5,809	271.9	3.7	49.7	1.4	1.0	5.7	3.2	4.8	2.6	1.0
2021	125	6,199	274.8	3.2	53.0	1.7	1.0	5.8	3.1	4.8	3.1	1.0
2022	647	6,950	274.0	3.2	56.7	1.8	1.0	5.9	3.0	4.7	3.6	1.0
2023	567	5,672	279.3	3.3	54.4	1.7	1.0	5.6	3.1	5.1	3.8	1.0
2024	611	6,473	276.0	2.6	53.3	1.8	1.1	5.4	2.9	4.0	3.9	1.1

주) 1. 육량등급 : A등급=3, B등급=2, C등급=1
 2. 육질등급 : 1⁺⁺등급=5, 1⁺등급=4, 1등급=3, 2등급=2, 3등급=1, 등외등급 제외
 3. 1998년부터 품종구분이 재분류됨 - 젖소 : 젖소암(경산우)
 4. 농협음성(서울)축산물공판장은 농협서울축산물공판장이 이전한 것임(2011.3.2.)
 5. 경락가격은 등외·결함 제외

Note) 1. Yield grade : A=3, B=2, C=1
 2. Quality grade : 1⁺⁺ = 5, 1⁺ = 4, 1 = 3, 2 = 2, 3 = 1, Other grade is excluded
 3. Dairy cattle number is only that of cow since 1998
 4. Transferred to NACF Eumseong Slaughtering & Wholesale Center, NACF Seoul Slaughtering & Wholesale Center(2011.3.2.)
 5. The action price exclude extras and defects

• 젖소 (300~350kg) Dairy cattle (300~350kg)

판정장소 : 농협음성(서울)축산물공판장

Place : NACF Eumseong(Seoul) Slaughtering & Wholesale Center

(단위 : 두, 원/kg, kg, mm, cm, No)

(unit : head, won/kg, kg, mm, cm, No)

연도	두수 head	경락가격 auction price	도체중량 carcass weight	등지방두께 backfat	등심면적 loin area	육량등급 yield grade	근내지방도 marbling	육색 meat color	지방색 fat color	성숙도 maturity	조식감 tenderness	육질등급 quality grade
2002	344	4,274	325.3	3.3	67.4	1.6	1.2	5.1	3.0	4.0	2.1	1.1
2003	659	3,560	327.3	3.8	65.0	1.3	1.1	5.0	2.8	5.1	2.0	1.1
2004	335	4,414	328.4	4.1	65.4	1.1	1.1	5.1	2.7	5.0	2.1	1.1
2005	155	5,826	329.2	4.4	66.7	1.3	1.2	5.1	2.6	4.0	2.2	1.1
2006	157	5,489	327.8	4.8	63.8	1.2	1.1	5.2	2.7	4.2	2.2	1.1
2007	204	5,250	327.7	4.7	63.9	1.2	1.2	5.1	2.8	4.4	2.2	1.1
2008	162	4,395	328.7	4.7	65.6	1.2	1.2	5.1	2.9	4.9	2.2	1.0
2009	132	4,409	329.0	4.8	66.1	1.2	1.1	5.1	2.7	4.8	2.2	1.1
2010	120	4,885	329.2	4.4	68.9	1.1	1.1	4.9	2.8	4.8	2.1	1.1
2011	37	5,230	329.3	4.2	72.0	1.5	1.2	5.4	2.7	5.1	2.3	1.1
2012	46	4,697	328.4	3.9	70.8	1.3	1.1	5.5	3.0	5.2	2.5	1.0
2013	45	4,160	328.7	4.5	67.0	1.6	1.0	5.6	2.7	4.7	2.4	1.0
2014	71	4,821	326.6	4.4	64.5	1.3	1.1	5.5	2.9	5.1	2.2	1.0
2015	141	5,051	326.4	4.8	64.1	1.4	1.1	5.3	2.9	5.4	2.0	1.0
2016	213	5,578	327.9	4.7	60.6	1.4	1.1	5.7	3.1	6.7	2.1	1.0
2017	282	5,154	327.1	3.7	60.4	1.4	1.0	5.6	3.3	6.6	2.1	1.0
2018	379	5,541	326.6	4.0	61.0	1.4	1.0	5.8	3.3	6.7	2.0	1.0
2019	414	5,965	327.4	3.9	60.9	1.4	1.0	5.6	3.3	6.8	2.1	1.0
2020	371	6,116	327.7	3.9	61.1	1.7	1.0	5.7	3.3	7.0	2.7	1.0
2021	356	6,310	326.6	3.4	61.5	1.8	1.0	5.8	3.2	6.7	3.0	1.0
2022	448	7,094	327.3	3.6	63.5	2.0	1.0	5.9	3.1	6.6	3.8	1.0
2023	365	6,219	328.3	3.3	62.5	1.9	1.1	5.7	3.0	6.4	3.5	1.0
2024	328	6,489	326.8	3.0	62.9	1.9	1.1	5.6	2.9	6.3	3.8	1.0

주) 1. 육량등급 : A등급=3, B등급=2, C등급=1
 2. 육질등급 : 1⁺⁺등급=5, 1⁺등급=4, 1등급=3, 2등급=2, 3등급=1, 등외등급 제외
 3. 1998년부터 품종구분이 재분류됨 - 젖소 : 젖소암(경산우)
 4. 농협음성(서울)축산물공판장은 농협서울축산물공판장이 이전한 것임(2011.3.2.)
 5. 경락가격은 등외·결함 제외

Note) 1. Yield grade : A=3, B=2, C=1
 2. Quality grade : 1⁺⁺ = 5, 1⁺ = 4, 1 = 3, 2 = 2, 3 = 1, Other grade is excluded
 3. Dairy cattle number is only that of cow since 1998
 4. Transferred to NACF Eumseong Slaughtering & Wholesale Center, NACF Seoul Slaughtering & Wholesale Center(2011.3.2.)
 5. The action price exclude extras and defects

• 젖소 (350~400kg)
Dairy cattle (350~400kg)

판정장소 : 농협음성(서울)축산물공판장

Place : NACF Eumseong(Seoul) Slaughtering & Wholesale Center

(단위 : 두, 원/kg, kg, mm, cm, No)

(unit : head, won/kg, kg, mm, cm, No)

연도	두수 head	경락가격 auction price	도체중량 carcass weight	등지방두께 backfat	등심면적 loin area	육량등급 yield grade	근내지방도 marbling	육색 meat color	지방색 fat color	성숙도 maturity	조식감 tenderness	육질등급 quality grade
2002	286	4,682	371.3	4.6	74.9	1.9	1.3	5.2	3.1	4.8	2.0	1.2
2003	845	3,932	374.4	5.1	72.1	1.4	1.3	5.0	2.9	6.1	2.0	1.2
2004	589	4,490	376.6	5.5	71.8	1.2	1.3	5.2	2.8	5.9	2.0	1.1
2005	263	6,260	375.6	5.0	72.6	1.4	1.7	5.2	2.8	5.3	2.2	1.3
2006	290	6,120	372.7	5.3	70.0	1.2	1.4	5.4	2.8	4.8	2.1	1.2
2007	310	5,469	375.4	5.3	68.8	1.2	1.2	5.3	2.9	5.4	2.2	1.1
2008	341	4,596	375.0	5.9	69.9	1.2	1.2	5.2	2.9	5.9	2.2	1.1
2009	206	4,610	375.4	5.2	70.9	1.2	1.3	5.1	2.9	5.8	2.2	1.1
2010	211	5,029	375.4	4.9	72.5	1.1	1.2	5.0	2.9	6.0	2.1	1.1
2011	69	5,259	376.3	5.4	75.0	1.5	1.5	5.4	2.9	6.7	2.3	1.2
2012	84	5,028	378.8	5.1	75.9	1.4	1.2	5.5	2.9	5.8	2.4	1.1
2013	108	4,418	376.0	4.5	75.3	1.7	1.2	5.6	2.8	6.0	2.3	1.1
2014	123	4,810	373.5	5.5	70.5	1.4	1.2	5.6	2.9	6.0	2.2	1.0
2015	194	5,281	375.5	5.0	71.0	1.5	1.1	5.3	2.8	6.1	2.0	1.0
2016	281	5,828	373.6	4.9	69.7	1.7	1.2	5.6	3.1	7.1	2.0	1.0
2017	413	5,200	373.3	4.9	67.8	1.6	1.2	5.6	3.2	7.1	2.0	1.0
2018	502	5,729	372.9	4.7	68.5	1.7	1.1	5.8	3.3	7.2	2.0	1.1
2019	466	6,206	374.2	4.7	69.2	1.7	1.1	5.7	3.3	7.1	2.1	1.0
2020	453	6,325	373.8	4.6	68.9	1.8	1.2	5.8	3.3	7.4	2.6	1.0
2021	414	6,602	373.3	4.0	68.9	2.0	1.2	5.7	3.1	7.2	2.8	1.1
2022	328	7,283	373.0	4.2	71.3	2.1	1.2	5.8	3.1	7.1	3.5	1.1
2023	257	6,240	374.4	4.2	69.6	2.0	1.2	5.7	3.0	7.2	3.4	1.1
2024	277	6,541	373.0	3.6	71.3	2.1	1.2	5.6	3.0	7.0	3.8	1.1

- 주) 1. 육량등급 : A등급=3, B등급=2, C등급=1
 2. 육질등급 : 1⁺⁺등급=5, 1⁺등급=4, 1등급=3, 2등급=2, 3등급=1, 등외등급 제외
 3. 1998년부터 품종구분이 재분류됨 - 젖소 : 젖소암(경산우)
 4. 농협음성(서울)축산물공판장은 농협서울축산물공판장이 이전한 것임(2011.3.2.)
 5. 경락가격은 등외·결함 제외

- Note) 1. Yield grade : A=3, B=2, C=1
 2. Quality grade : 1⁺⁺ = 5, 1⁺ = 4, 1 = 3, 2 = 2, 3 = 1, Other grade is excluded
 3. Dairy cattle number is only that of cow since 1998
 4. Transferred to NACF Eumseong Slaughtering & Wholesale Center, NACF Seoul Slaughtering & Wholesale Center(2011.3.2.)
 5. The action price exclude extras and defects

• 젖소 (400~450kg)
Dairy cattle (400~450kg)

판정장소 : 농협서울(음성)축산물공판장

Place : NACF Seoul(Eumseong) Slaughtering & Wholesale Center

(단위 : 두, 원/kg, kg, mm, cm, No)

(unit : head, won/kg, kg, mm, cm, No)

연도	두수 head	경락가격 auction price	도체중량 carcass weight	등지방두께 backfat	등심면적 loin area	육량등급 yield grade	근내지방도 marbling	육색 meat color	지방색 fat color	성숙도 maturity	조식감 tenderness	육질등급 quality grade
2002	108	5,343	418.4	5.8	79.4	1.8	1.8	5.0	2.7	5.1	2.0	1.5
2003	566	4,223	421.0	6.2	77.4	1.5	1.6	5.0	2.9	6.3	2.0	1.3
2004	438	4,562	421.4	6.8	76.8	1.3	1.4	5.2	2.8	6.4	2.0	1.2
2005	174	6,361	421.6	6.2	76.9	1.5	1.8	5.2	2.8	5.5	2.2	1.4
2006	218	6,437	421.7	6.9	75.4	1.3	1.7	5.3	2.9	5.5	2.1	1.4
2007	268	5,760	421.0	6.3	72.9	1.3	1.5	5.2	2.9	5.9	2.1	1.2
2008	272	4,849	422.4	7.0	74.3	1.3	1.4	5.3	2.8	6.5	2.1	1.2
2009	185	5,003	422.5	6.5	75.4	1.2	1.5	5.1	2.9	6.5	2.2	1.2
2010	195	5,242	423.3	6.1	77.8	1.2	1.3	5.1	2.9	6.6	2.1	1.1
2011	85	5,192	421.2	6.3	80.1	1.6	1.7	5.5	3.0	6.6	2.3	1.2
2012	76	5,536	422.7	6.8	81.8	1.4	1.8	5.5	3.1	6.5	2.4	1.3
2013	81	4,515	424.3	5.7	78.6	1.6	1.4	5.7	2.9	6.5	2.4	1.1
2014	114	5,011	421.1	6.4	78.4	1.5	1.2	5.5	3.0	6.5	2.1	1.1
2015	117	5,740	424.5	5.9	76.6	1.5	1.3	5.4	2.9	6.8	2.0	1.1
2016	169	6,165	421.4	5.8	76.9	1.8	1.3	5.6	3.1	7.1	2.0	1.1
2017	302	5,313	422.1	5.8	75.1	1.7	1.4	5.6	3.1	7.3	2.0	1.1
2018	297	5,945	421.1	6.0	76.7	1.7	1.3	5.8	3.3	7.2	2.0	1.1
2019	336	6,444	422.0	5.9	76.6	1.7	1.3	5.7	3.3	7.2	2.1	1.1
2020	312	6,632	421.4	5.5	76.5	1.9	1.3	5.7	3.1	7.3	2.5	1.1
2021	261	7,052	421.1	5.0	77.1	2.0	1.3	5.7	3.0	7.2	2.8	1.1
2022	204	7,487	423.1	5.3	79.1	2.1	1.4	5.8	3.1	7.2	3.3	1.2
2023	127	6,397	421.4	4.9	78.1	2.0	1.5	5.7	3.0	7.4	3.2	1.3
2024	143	6,644	421.0	5.3	79.3	2.0	1.5	5.5	3.0	7.3	3.5	1.1

- 주) 1. 육량등급 : A등급=3, B등급=2, C등급=1
 2. 육질등급 : 1⁺⁺등급=5, 1⁺등급=4, 1등급=3, 2등급=2, 3등급=1, 등외등급 제외
 3. 1998년부터 품종구분이 재분류됨 - 젖소 : 젖소암(경산우)
 4. 농협음성(서울)축산물공판장은 농협서울축산물공판장이 이전한 것임(2011.3.2.)
 5. 경락가격은 등외·결함 제외

- Note) 1. Yield grade : A=3, B=2, C=1
 2. Quality grade : 1⁺⁺ = 5, 1⁺ = 4, 1 = 3, 2 = 2, 3 = 1, Other grade is excluded
 3. Dairy cattle number is only that of cow since 1998
 4. Transferred to NACF Eumseong Slaughtering & Wholesale Center, NACF Seoul Slaughtering & Wholesale Center(2011.3.2.)
 5. The action price exclude extras and defects

• 젖소 (450~500kg)

Dairy cattle (450~500kg)

판정장소 : 농협음성(서울)축산물공판장

Place : NACF Eumseong(Seoul) Slaughtering & Wholesale Center

(단위 : 두, 원/kg, kg, mm, cm, No)

(unit : head, won/kg, kg, mm, cm, No)

연도	두수 head	경락가격 auction price	도체중량 carcass weight	등지방두께 backfat	등심면적 loin area	육량등급 yield grade	근내지방도 marbling	육색 meat color	지방색 fat color	성숙도 maturity	조식감 tenderness	육질등급 quality grade
2002	30	5,514	467.5	6.4	80.2	1.8	2.1	5.0	3.1	5.4	2.0	1.7
2003	142	4,401	466.3	7.6	81.8	1.5	1.9	4.9	2.8	6.6	2.0	1.5
2004	153	4,551	467.0	8.4	81.5	1.3	1.7	5.2	2.8	6.6	2.0	1.3
2005	56	6,582	468.4	7.4	80.6	1.3	2.0	5.5	3.0	5.9	2.1	1.4
2006	77	6,901	467.6	7.5	78.9	1.3	2.1	5.2	3.0	5.7	2.0	1.5
2007	104	5,949	468.2	6.7	78.2	1.4	1.6	5.2	3.0	6.0	2.0	1.3
2008	87	5,130	469.5	8.4	79.1	1.3	1.7	5.2	2.9	6.5	2.1	1.3
2009	53	5,242	468.8	7.9	78.8	1.2	1.6	5.0	2.9	6.8	2.1	1.2
2010	66	5,352	468.2	6.9	80.9	1.2	1.4	5.1	3.0	7.0	2.1	1.2
2011	23	5,554	470.8	8.8	84.7	1.5	2.0	5.5	3.3	7.0	2.3	1.2
2012	31	5,585	466.2	8.3	85.9	1.3	2.1	5.5	2.8	6.6	2.5	1.3
2013	25	4,820	469.8	7.2	84.5	1.4	1.4	5.5	2.8	6.6	2.4	1.2
2014	23	5,036	471.5	8.7	81.0	1.1	1.5	5.4	3.0	6.7	2.2	1.1
2015	42	5,799	468.0	6.8	78.7	1.3	1.1	5.6	2.7	6.2	2.0	1.0
2016	51	6,142	469.8	7.4	81.4	1.6	1.5	5.6	2.9	7.3	2.0	1.2
2017	96	5,493	471.4	7.1	82.0	1.5	1.7	5.5	3.1	7.1	2.0	1.2
2018	105	6,414	467.8	7.8	83.2	1.5	1.8	5.7	3.3	7.3	2.0	1.3
2019	124	6,695	469.0	7.3	83.3	1.6	1.6	5.6	3.3	7.0	2.0	1.2
2020	134	6,866	467.8	7.7	82.7	1.6	1.5	5.7	3.2	7.1	2.5	1.2
2021	78	7,564	470.0	6.2	82.6	1.7	1.5	5.6	3.0	7.2	2.8	1.3
2022	58	7,433	468.9	6.0	83.0	1.8	1.5	5.8	3.1	7.5	2.9	1.2
2023	37	6,478	469.2	6.1	84.5	1.7	1.8	5.9	3.1	7.3	3.1	1.3
2024	25	6,574	465.8	5.1	86.7	2.0	1.4	5.7	3.0	7.6	3.8	1.2

주) 1. 육량등급 : A등급=3, B등급=2, C등급=1
 2. 육질등급 : 1⁺등급=5, 1^{*}등급=4, 1등급=3, 2등급=2, 3등급=1, 등외등급 제외
 3. 1998년부터 품종구분이 재분류됨- 젖소 : 젖소암(경산우)
 4. 농협음성(서울)축산물공판장은 농협서울축산물공판장이 이전한 것임(2011.3.2.)
 5. 경락가격은 등의·결함 제외

Note) 1. Yield grade : A=3, B=2, C=1
 2. Quality grade : 1⁺ = 5, 1^{*} = 4, 1 = 3, 2 = 2, 3 = 1, Other grade is excluded
 3. Dairy cattle number is only that of cow since 1998
 4. Transferred to NACF Eumseong Slaughtering & Wholesale Center, NACF Seoul Slaughtering & Wholesale Center(2011.3.2.)
 5. The action price exclude extras and defects

• 젖소 (500kg이상)

Dairy cattle (500kg and over)

판정장소 : 농협음성(서울)축산물공판장

Place : NACF Eumseong(Seoul) Slaughtering & Wholesale Center

(단위 : 두, 원/kg, kg, mm, cm, No)

(unit : head, won/kg, kg, mm, cm, No)

연도	두수 head	경락가격 auction price	도체중량 carcass weight	등지방두께 backfat	등심면적 loin area	육량등급 yield grade	근내지방도 marbling	육색 meat color	지방색 fat color	성숙도 maturity	조식감 tenderness	육질등급 quality grade
2002	2	5,503	506.5	5.0	79.5	2.0	3.0	5.5	3.5	6.0	2.0	2.0
2003	28	4,672	524.9	9.8	86.6	1.4	2.3	5.0	3.1	7.0	2.0	1.5
2004	22	4,346	520.1	10.0	88.0	1.2	1.8	5.0	3.1	7.0	2.0	1.3
2005	8	7,337	516.4	9.6	88.3	1.3	2.6	5.4	2.9	5.3	1.9	2.0
2006	11	6,292	528.2	9.8	87.2	1.4	1.7	5.1	3.0	6.8	2.0	1.3
2007	17	5,920	521.4	9.4	83.8	1.2	1.8	5.3	3.2	6.2	2.0	1.5
2008	17	5,135	513.8	9.4	83.7	1.2	2.1	5.2	2.8	6.8	2.1	1.5
2009	11	5,420	513.2	8.4	82.6	1.3	1.9	5.1	2.9	6.5	2.4	1.3
2010	7	5,747	522.0	9.9	83.7	1.1	1.7	4.9	2.9	6.3	1.9	1.4
2011	2	4,723	522.0	11.0	94.0	1.5	2.0	5.5	3.5	7.0	2.5	1.5
2012	6	5,503	517.8	11.0	94.3	1.5	1.5	5.5	3.3	6.3	2.3	1.2
2013	6	5,249	512.2	7.3	85.8	1.5	2.0	5.3	2.5	6.5	2.2	1.5
2014	9	5,242	513.7	10.0	88.2	1.3	1.6	5.4	3.0	6.6	2.1	1.3
2015	6	5,931	517.3	11.0	82.3	1.0	2.0	5.0	2.8	7.5	1.8	1.3
2016	16	5,895	526.8	10.8	87.0	1.3	2.1	5.2	2.9	7.8	2.0	1.2
2017	27	5,231	514.6	9.2	86.7	1.3	1.7	5.6	2.9	7.4	2.0	1.1
2018	20	6,761	515.2	9.7	85.1	1.2	2.0	5.8	3.5	6.9	2.0	1.6
2019	16	6,205	519.9	9.6	87.9	1.4	1.7	5.6	3.4	7.2	2.1	1.3
2020	31	6,716	523.8	10.2	89.5	1.3	1.7	5.8	3.0	7.0	2.6	1.3
2021	17	7,320	538.5	5.3	91.9	1.8	1.4	5.7	3.1	7.5	2.5	1.2
2022	7	8,028	521.1	11.6	98.6	1.6	2.7	5.6	3.0	6.9	2.9	1.9
2023	5	5,903	529.4	9.2	92.8	1.4	1.6	5.4	3.4	6.6	2.4	1.4
2024	6	6,488	519.8	5.8	88.5	1.7	2.0	5.7	3.3	7.2	3.5	1.3

주) 1. 육량등급 : A등급=3, B등급=2, C등급=1
 2. 육질등급 : 1⁺등급=5, 1^{*}등급=4, 1등급=3, 2등급=2, 3등급=1, 등외등급 제외
 3. 1998년부터 품종구분이 재분류됨- 젖소 : 젖소암(경산우)
 4. 농협음성(서울)축산물공판장은 농협서울축산물공판장이 이전한 것임(2011.3.2.)
 5. 경락가격은 등의·결함 제외

Note) 1. Yield grade : A=3, B=2, C=1
 2. Quality grade : 1⁺ = 5, 1^{*} = 4, 1 = 3, 2 = 2, 3 = 1, Other grade is excluded
 3. Dairy cattle number is only that of cow since 1998
 4. Transferred to NACF Eumseong Slaughtering & Wholesale Center, NACF Seoul Slaughtering & Wholesale Center(2011.3.2.)
 5. The action price exclude extras and defects

마. 육우 성적 Analysis of beef cattle carcass

• 육우 전체 Beef cattle Total

판정장소 : 농협음성(서울)축산물공판장

Place : NACF Eumseong(Seoul) Slaughtering & Wholesale Center

(단위 : 두, 원/kg, kg, mm, cm, No)

(unit : head, won/kg, kg, mm, cm, No)

연도	두수 head	경락가격 auction price	도체중량 carcass weight	등지방두께 backfat	등심면적 loin area	육량등급 yield grade	근내지방도 marbling	육색 meat color	지방색 fat color	성숙도 maturity	조식감 tenderness	육질등급 quality grade
2002	28,498	6,957	351.7	3.7	74.3	2.2	1.4	4.6	2.4	2.0	2.0	1.3
2003	37,531	6,251	371.5	4.5	76.2	2.1	1.5	4.4	2.2	2.1	2.0	1.4
2004	49,374	6,723	385.4	5.9	74.6	1.9	1.7	4.7	2.2	2.2	1.9	1.5
2005	36,197	8,776	377.0	5.2	72.9	2.0	1.9	4.7	2.3	2.1	1.9	1.6
2006	32,898	8,640	381.6	5.8	72.4	1.9	2.0	4.8	2.5	2.1	1.9	1.6
2007	30,467	8,352	393.2	5.9	72.4	1.9	2.0	4.7	2.5	2.1	1.9	1.6
2008	28,991	7,412	399.2	6.3	72.6	1.8	2.0	4.7	2.5	2.1	2.0	1.6
2009	24,997	8,723	401.7	5.6	73.1	1.9	2.0	4.6	2.5	2.1	2.0	1.6
2010	16,555	9,922	405.2	5.3	74.7	1.9	1.9	4.6	2.6	2.2	2.0	1.6
2011	12,705	7,525	414.4	6.7	76.3	1.8	2.1	4.9	2.4	2.1	1.9	1.7
2012	9,015	8,956	399.3	5.9	77.5	1.9	2.0	5.0	2.2	2.1	2.0	1.7
2013	5,848	7,949	400.3	5.5	76.0	1.9	1.9	5.0	2.3	2.2	2.0	1.6
2014	5,060	8,391	408.7	5.7	76.0	1.8	1.8	5.0	2.5	2.1	2.0	1.5
2015	2,940	10,023	409.5	5.8	75.7	1.9	1.7	5.1	2.5	2.3	2.0	1.5
2016	3,287	9,449	412.4	6.3	74.3	1.8	1.8	5.1	2.6	2.4	2.0	1.6
2017	5,555	8,097	416.1	6.6	73.8	1.7	2.0	5.1	2.6	2.1	1.9	1.7
2018	3,824	10,031	408.6	6.2	75.3	1.8	1.9	5.3	2.8	2.3	1.9	1.6
2019	3,212	9,763	413.0	6.7	76.3	1.7	1.9	5.4	2.8	2.6	2.0	1.6
2020	3,270	10,371	422.0	7.0	76.3	2.0	2.2	5.3	2.7	2.5	2.3	1.8
2021	2,485	11,399	423.4	7.3	76.9	1.9	2.2	5.3	2.7	2.5	2.6	1.8
2022	2,578	10,644	430.1	7.2	78.8	2.0	2.4	5.3	2.6	2.4	2.9	1.9
2023	1,975	9,218	421.8	6.7	76.2	1.9	2.3	5.3	2.7	2.4	2.9	1.8
2024	1,439	9,669	400.5	5.8	73.6	2.0	2.2	5.2	2.8	2.5	3.2	1.7

주) 1. 육량등급 : A등급=3, B등급=2, C등급=1
 2. 육질등급 : 1⁺⁺등급=5, 1⁺등급=4, 1등급=3, 2등급=2, 3등급=1, 등외등급 제외
 3. 98년부터 육우는 젖소-암(미경산우), 젖소-수, 젖소-거세, 육용종, 교잡, 수입생우를 포함함
 4. 농협음성(서울)축산물공판장은 농협서울축산물공판장이 이전한 것임(2011.3.2.)
 5. 경락가격은 등의·결함 제외

Note) 1. Yield grade : A=3, B=2, C=1
 2. Quality grade : 1⁺⁺ = 5, 1⁺ = 4, 1 = 3, 2 = 2, 3 = 1, Other grade is excluded
 3. From 1998, beef cattle included dairy heifers, male dairy and castrated dairy cattle, and crossbred cattle.
 4. Transferred to NACF Eumseong Slaughtering & Wholesale Center, NACF Seoul Slaughtering & Wholesale Center(2011.3.2.)
 5. The action price exclude extras and defects

•육우 암 Beef cattle Female

판정장소 : 농협음성(서울)축산물공판장

Place : NACF Eumseong(Seoul) Slaughtering & Wholesale Center

(단위 : 두, 원/kg, kg, mm, cm, No)

(unit : head, won/kg, kg, mm, cm, No)

연도	두수 head	경락가격 auction price	도체중량 carcass weight	등지방두께 backfat	등심면적 loin area	육량등급 yield grade	근내지방도 marbling	육색 meat color	지방색 fat color	성숙도 maturity	조식감 tenderness	육질등급 quality grade
2002	1,685	6,457	335.9	4.5	72.0	1.9	1.7	4.7	2.6	2.7	2.0	1.4
2003	4,208	5,759	348.3	5.0	73.7	1.8	1.6	4.5	2.3	2.7	2.0	1.4
2004	7,776	6,125	363.4	6.1	74.8	1.7	1.6	4.8	2.3	2.9	2.0	1.4
2005	4,496	8,003	357.4	5.7	72.8	1.8	1.8	4.8	2.4	3.0	2.0	1.5
2006	4,625	7,991	352.3	6.4	72.1	1.7	1.9	4.9	2.5	2.8	1.9	1.6
2007	4,137	7,805	362.3	6.7	72.9	1.8	2.0	4.8	2.6	2.9	1.9	1.6
2008	3,112	6,878	358.3	7.3	73.2	1.7	1.9	4.8	2.6	3.1	2.0	1.6
2009	2,874	7,912	357.4	6.4	73.0	1.8	1.8	4.7	2.6	3.1	2.0	1.5
2010	2,376	9,017	357.1	6.1	74.5	1.9	1.8	4.7	2.7	3.0	2.0	1.5
2011	1,263	7,410	374.4	7.3	77.2	1.8	2.1	4.9	2.5	3.0	1.9	1.7
2012	839	8,214	353.6	7.1	77.9	1.8	2.1	5.1	2.4	3.4	2.0	1.7
2013	806	7,388	356.5	6.5	75.9	1.9	2.1	5.0	2.4	3.0	2.0	1.7
2014	479	7,975	361.7	6.0	73.8	1.8	1.8	5.2	2.6	3.1	2.0	1.5
2015	612	9,026	360.0	5.5	71.6	1.8	1.3	5.3	2.6	3.0	2.0	1.2
2016	1,072	8,958	388.3	6.6	74.3	1.8	1.7	5.1	2.7	3.2	2.0	1.5
2017	863	7,753	387.4	7.0	75.4	1.7	1.8	5.2	2.7	2.7	2.0	1.5
2018	875	9,604	380.0	7.0	75.4	1.8	1.9	5.4	2.9	3.0	1.9	1.5
2019	900	9,306	386.9	7.3	75.7	1.7	1.8	5.4	2.9	3.6	2.0	1.5
2020	832	9,658	389.0	7.4	75.0	1.8	2.1	5.4	2.8	3.3	2.3	1.7
2021	800	10,341	378.6	7.1	75.3	1.9	1.9	5.3	2.7	3.2	2.6	1.5
2022	693	9,285	374.8	6.5	76.1	2.0	1.9	5.5	2.7	3.2	3.0	1.6
2023	531	8,241	367.8	5.9	73.2	1.9	2.0	5.4	2.7	3.0	3.1	1.6
2024	443	8,249	348.1	5.2	69.1	1.9	1.8	5.2	2.8	3.0	3.2	1.4

주) 1. 육량등급 : A등급=3, B등급=2, C등급=1
 2. 육질등급 : 1⁺⁺등급=5, 1⁺등급=4, 1등급=3, 2등급=2, 3등급=1, 등외등급 제외
 3. 98년부터 육우는 젖소-암(미경산우), 젖소-수, 젖소-거세, 육용종, 교잡, 수입생우를 포함함
 4. 농협음성(서울)축산물공판장은 농협서울축산물공판장이 이전한 것임(2011.3.2.)
 5. 경락가격은 등의·결함 제외

Note) 1. Yield grade : A=3, B=2, C=1
 2. Quality grade : 1⁺⁺ = 5, 1⁺ = 4, 1 = 3, 2 = 2, 3 = 1, Other grade is excluded
 3. From 1998, beef cattle included dairy heifers, male dairy and castrated dairy cattle, and crossbred cattle.
 4. Transferred to NACF Eumseong Slaughtering & Wholesale Center, NACF Seoul Slaughtering & Wholesale Center(2011.3.2.)
 5. The action price exclude extras and defects

• 육우 수
Beef cattle Male

판정장소 : 농협음성(서울)축산물공판장

Place : NACF Eumseong(Seoul) Slaughtering & Wholesale Center

(단위 : 두, 원/kg, kg, mm, cm, No)

(unit : head, won/kg, kg, mm, cm, No)

연도	두수 head	경락가격 auction price	도체중량 carcass weight	등지방두께 backfat	등심면적 loin area	육량등급 yield grade	근내지방도 marbling	육색 meat color	지방색 fat color	성숙도 maturity	조식감 tenderness	육질등급 quality grade
2002	8,132	6,086	343.5	2.5	79.2	2.5	1.0	4.7	2.4	2.0	2.0	1.0
2003	9,825	5,074	358.1	2.7	81.5	2.5	1.0	4.5	2.2	2.0	2.0	1.0
2004	3,035	6,229	368.1	3.4	79.4	2.2	1.0	4.9	2.2	2.1	2.0	1.0
2005	5,098	7,286	361.7	3.4	76.6	2.3	1.0	4.9	2.3	2.1	2.1	1.0
2006	2,607	6,920	369.1	3.7	75.9	2.1	1.0	5.1	2.4	2.1	2.1	1.0
2007	1,186	6,801	382.8	3.7	76.9	2.1	1.0	5.2	2.6	2.2	2.1	1.0
2008	922	5,729	389.7	4.1	77.6	2.0	1.0	5.0	2.5	2.1	2.1	1.0
2009	569	6,668	403.2	3.8	79.7	2.1	1.0	5.0	2.6	2.2	2.1	1.0
2010	262	7,468	416.0	3.7	82.4	2.1	1.0	4.9	2.7	2.4	2.1	1.0
2011	213	5,939	404.7	3.3	82.0	2.3	1.0	5.4	2.4	2.3	2.1	1.0
2012	234	7,009	419.8	3.1	86.8	2.4	1.0	5.8	2.4	2.4	2.3	1.0
2013	175	5,914	427.9	2.8	84.2	2.2	1.0	5.7	2.5	2.6	2.3	1.0
2014	222	6,948	422.0	3.1	84.5	2.3	1.0	5.4	2.6	2.3	2.1	1.0
2015	189	8,346	436.5	3.3	86.3	2.3	1.0	5.4	2.6	2.3	2.0	1.0
2016	125	8,534	447.9	3.0	85.1	2.3	1.0	5.7	2.9	2.8	2.0	1.0
2017	193	6,533	476.0	3.1	85.8	2.1	1.0	5.7	2.6	2.8	2.1	1.0
2018	216	7,973	472.1	3.7	87.7	2.2	1.0	5.5	2.9	2.8	2.0	1.0
2019	130	8,241	482.4	3.2	88.5	2.3	1.0	5.8	3.0	3.0	2.1	1.0
2020	122	7,633	490.2	3.2	89.1	2.4	1.0	5.9	3.0	3.2	2.6	1.0
2021	69	8,189	505.5	3.1	91.5	2.4	1.0	6.1	3.0	3.4	2.7	1.0
2022	44	8,324	513.0	3.0	93.4	2.6	1.0	6.1	3.0	3.6	3.8	1.0
2023	43	6,963	438.0	2.7	85.2	2.1	1.0	5.8	2.8	2.7	3.2	1.0
2024	16	6,941	532.3	3.5	88.9	1.7	1.0	6.2	3.0	4.1	4.2	0.7

- 주) 1. 육량등급 : A등급=3, B등급=2, C등급=1
 2. 육질등급 : 1⁺⁺등급=5, 1⁺등급=4, 1등급=3, 2등급=2, 3등급=1, 동외등급 제외
 3. 98년부터 육우는 젓소-임(미경산우), 젓소-수, 젓소-거세, 육용종, 교잡, 수
 입생우를 포함함
 4. 농협음성(서울)축산물공판장은 농협서울축산물공판장이 이전한 것임(2011.3.2.)
 5. 경락가격은 등외·결합 제외

- Note) 1. Yield grade : A=3, B=2, C=1
 2. Quality grade : 1⁺⁺ = 5, 1⁺ = 4, 1 = 3, 2 = 2, 3 = 1, Other grade
 is excluded
 3. From 1998, beef cattle included dairy heifers, male dairy and castrated
 dairy cattle, and crossbred cattle.
 4. Transferred to NACF Eumseong Slaughtering & Wholesale Center,
 NACF Seoul Slaughtering & Wholesale Center(2011.3.2.)
 5. The action price exclude extras and defects

•육우 거세
Beef cattle Castrated

판정장소 : 농협음성(서울)축산물공판장

Place : NACF Eumseong(Seoul) Slaughtering & Wholesale Center

(단위 : 두, 원/kg, kg, mm, cm, No)

(unit : head, won/kg, kg, mm, cm, No)

연도	두수 head	경락가격 auction price	도체중량 carcass weight	등지방두께 backfat	등심면적 loin area	육량등급 yield grade	근내지방도 marbling	육색 meat color	지방색 fat color	성숙도 maturity	조식감 tenderness	육질등급 quality grade
2002	18,681	7,365	356.7	4.1	72.4	2.1	1.5	4.5	2.3	2.0	2.0	1.4
2003	23,498	6,793	381.3	5.2	74.5	2.0	1.8	4.4	2.1	2.0	2.0	1.5
2004	38,563	6,871	391.1	6.0	74.2	1.9	1.8	4.6	2.1	2.1	1.9	1.5
2005	26,603	9,167	383.3	5.5	72.2	1.9	2.1	4.7	2.3	2.0	1.9	1.7
2006	25,666	8,912	388.2	5.9	72.1	1.9	2.1	4.7	2.4	2.0	1.9	1.7
2007	25,144	8,504	398.8	5.8	72.1	1.9	2.1	4.6	2.5	2.0	1.9	1.7
2008	24,957	7,531	404.6	6.3	72.3	1.8	2.0	4.6	2.5	2.0	2.0	1.7
2009	21,554	8,872	407.5	5.6	73.0	1.9	2.0	4.6	2.5	2.0	2.0	1.7
2010	13,917	10,102	413.3	5.2	74.6	1.9	1.9	4.6	2.5	2.0	2.0	1.6
2011	11,229	7,566	419.0	6.7	76.1	1.8	2.2	4.9	2.4	2.0	1.9	1.8
2012	7,942	9,089	403.5	5.9	77.1	1.9	2.1	5.0	2.2	2.0	2.0	1.7
2013	4,867	8,128	406.5	5.4	75.7	1.9	1.9	4.9	2.3	2.0	2.0	1.6
2014	4,359	8,510	413.1	5.8	75.8	1.8	1.8	4.9	2.5	2.0	2.0	1.6
2015	2,139	10,421	421.3	6.1	75.9	1.8	1.8	5.0	2.5	2.0	2.0	1.6
2016	2,090	9,739	422.6	6.3	73.7	1.8	1.9	5.1	2.6	2.1	2.0	1.6
2017	4,499	8,235	419.0	6.6	72.9	1.7	2.1	5.0	2.6	2.0	1.9	1.7
2018	2,733	10,343	412.7	6.1	74.3	1.8	1.9	5.3	2.8	2.1	1.9	1.6
2019	2,182	10,041	419.6	6.6	75.8	1.7	2.1	5.3	2.8	2.1	2.0	1.7
2020	2,316	10,767	430.2	7.0	76.1	2.0	2.3	5.2	2.7	2.1	2.3	1.8
2021	1,616	12,050	442.1	7.5	77.0	1.9	2.4	5.3	2.6	2.2	2.5	1.9
2022	1,841	11,181	448.7	7.6	79.5	2.0	2.6	5.2	2.6	2.1	2.8	2.0
2023	1,401	9,632	441.6	7.1	77.1	1.9	2.4	5.3	2.7	2.2	2.9	1.9
2024	980	10,270	421.8	6.0	75.4	2.1	2.4	5.2	2.8	2.3	3.1	1.9

- 주) 1. 육량등급 : A등급=3, B등급=2, C등급=1
 2. 육질등급 : 1⁺⁺등급=5, 1⁺등급=4, 1등급=3, 2등급=2, 3등급=1, 동외등급 제외
 3. 98년부터 육우는 젓소-임(미경산우), 젓소-수, 젓소-거세, 육용종, 교잡, 수
 입생우를 포함함
 4. 농협음성(서울)축산물공판장은 농협서울축산물공판장이 이전한 것임(2011.3.2.)
 5. 경락가격은 등외·결합 제외

- Note) 1. Yield grade : A=3, B=2, C=1
 2. Quality grade : 1⁺⁺ = 5, 1⁺ = 4, 1 = 3, 2 = 2, 3 = 1, Other grade
 is excluded
 3. From 1998, beef cattle included dairy heifers, male dairy and castrated
 dairy cattle, and crossbred cattle.
 4. Transferred to NACF Eumseong Slaughtering & Wholesale Center,
 NACF Seoul Slaughtering & Wholesale Center(2011.3.2.)
 5. The action price exclude extras and defects

바. 도체중량대별 육우 성적 Analysis of beef cattle carcass by weight

1) 육우 전체(300kg미만) Beef cattle Total(under 300kg)

판정장소 : 농협음성(서울)축산물공판장

Place : NACF Eumseong(Seoul) Slaughtering & Wholesale Center

(단위 : 두, 원/kg, kg, mm, cm, No)

(unit : head, won/kg, kg, mm, cm, No)

연도	두수 head	경락가격 auction price	도체중량 carcass weight	등지방두께 backfat	등심면적 loin area	육량등급 yield grade	근내지방도 marbling	육색 meat color	지방색 fat color	성숙도 maturity	조식감 tenderness	육질등급 quality grade
2002	3,335	5,984	270.5	2.5	65.1	1.9	1.1	4.6	2.4	1.9	2.0	1.1
2003	2,834	5,018	271.1	2.7	64.4	1.8	1.1	4.4	2.2	1.9	2.0	1.1
2004	2,432	5,725	270.2	3.3	61.2	1.5	1.1	4.7	2.2	2.0	2.0	1.1
2005	2,045	6,847	272.3	3.6	60.7	1.6	1.2	4.7	2.4	2.0	2.1	1.1
2006	1,686	6,653	267.0	4.1	58.2	1.5	1.3	4.8	2.5	2.1	2.1	1.2
2007	1,191	6,294	268.2	4.1	58.5	1.6	1.3	4.7	2.6	2.1	2.1	1.2
2008	1,128	5,476	268.8	4.6	60.1	1.6	1.2	4.6	2.5	2.2	2.1	1.1
2009	834	6,146	266.7	4.3	59.1	1.5	1.2	4.5	2.6	2.3	2.2	1.1
2010	622	7,251	267.1	4.2	60.7	1.6	1.2	4.6	2.6	2.3	2.1	1.1
2011	350	6,221	273.4	4.0	62.2	1.8	1.3	4.8	2.4	2.4	2.1	1.2
2012	431	6,567	268.1	4.0	61.2	1.6	1.2	5.1	2.4	2.4	2.2	1.1
2013	312	5,629	260.9	3.8	59.2	1.7	1.2	4.9	2.3	2.3	2.2	1.2
2014	234	6,454	268.3	4.0	56.2	1.6	1.2	5.2	2.6	2.3	2.1	1.1
2015	183	7,729	266.4	4.2	55.2	1.7	1.1	5.2	2.7	2.5	2.0	1.1
2016	155	7,816	270.1	4.1	56.1	1.7	1.1	5.2	2.7	2.3	2.0	1.1
2017	412	5,809	251.1	3.9	56.0	1.6	1.0	5.0	2.5	1.7	2.0	1.0
2018	183	7,590	267.5	3.7	56.7	1.7	1.1	5.3	2.8	2.2	2.1	1.1
2019	104	7,733	264.1	3.4	52.6	1.6	1.2	5.3	2.8	2.2	2.0	1.2
2020	120	7,721	269.7	4.1	53.7	1.7	1.2	5.3	2.8	2.7	2.4	1.1
2021	151	7,992	259.9	3.6	56.0	1.9	1.0	5.1	2.7	2.4	2.9	1.0
2022	148	7,637	261.1	3.8	55.8	1.9	1.1	5.6	2.8	2.5	3.2	1.1
2023	183	6,867	267.1	3.2	55.3	1.8	1.1	5.4	2.8	2.4	3.4	1.1
2024	205	7,342	270.6	2.8	57.4	2.0	1.1	5.1	2.7	2.5	3.5	1.1

- 주) 1. 육량등급 : A등급=3, B등급=2, C등급=1
 2. 육질등급 : 1⁺⁺등급=5, 1⁺등급=4, 1등급=3, 2등급=2, 3등급=1, 등외등급 제외
 3. 98년부터 육우는 젖소-임(미경산우), 젖소-수, 젖소-거세, 육용종, 교잡, 수
 입생우를 포함함
 4. 농협음성(서울)축산물공판장은 농협서울축산물공판장이 이전한 것임(2011.3.2.)
 5. 경락가격은 등외·결합 제외

- Note) 1. Yield grade : A=3, B=2, C=1
 2. Quality grade : 1⁺⁺ = 5, 1⁺ = 4, 1 = 3, 2 = 2, 3 = 1, Other grade
 is excluded
 3. From 1998, beef cattle included dairy heifers, male dairy and castrated
 dairy cattle, and crossbred cattle.
 4. Transferred to NACF Eumseong Slaughtering & Wholesale Center,
 NACF Seoul Slaughtering & Wholesale Center(2011.3.2.)
 5. The action price exclude extras and defects

• 육우 전체(300~350kg) Beef cattle Total(300~350kg)

판정장소 : 농협음성(서울)축산물공판장

Place : NACF Eumseong(Seoul) Slaughtering & Wholesale Center

(단위 : 두, 원/kg, kg, mm, cm, No)

(unit : head, won/kg, kg, mm, cm, No)

연도	두수 head	경락가격 auction price	도체중량 carcass weight	등지방두께 backfat	등심면적 loin area	육량등급 yield grade	근내지방도 marbling	육색 meat color	지방색 fat color	성숙도 maturity	조식감 tenderness	육질등급 quality grade
2002	10,412	6,928	327.6	3.2	72.5	2.2	1.3	4.6	2.3	2.0	2.0	1.2
2003	9,472	5,884	328.6	3.4	73.3	2.2	1.3	4.4	2.2	2.1	2.0	1.2
2004	8,356	6,435	329.3	4.5	69.8	1.9	1.3	4.7	2.2	2.2	2.0	1.2
2005	7,642	8,051	329.5	4.2	69.1	2.0	1.5	4.7	2.3	2.1	2.0	1.3
2006	6,028	7,906	329.7	4.9	68.5	1.9	1.6	4.8	2.4	2.2	2.0	1.4
2007	4,140	7,654	330.1	4.9	67.5	1.9	1.6	4.7	2.5	2.2	2.0	1.4
2008	3,139	6,670	330.2	5.1	67.6	1.9	1.5	4.7	2.5	2.3	2.0	1.3
2009	2,537	7,601	330.1	4.7	68.0	1.9	1.5	4.6	2.5	2.3	2.0	1.3
2010	1,777	8,854	329.6	4.6	70.0	2.0	1.5	4.6	2.6	2.4	2.0	1.3
2011	1,113	6,865	328.9	4.8	69.0	2.0	1.5	4.9	2.3	2.3	2.0	1.3
2012	1,083	7,942	329.9	4.6	70.8	2.0	1.5	5.1	2.3	2.3	2.1	1.3
2013	669	6,900	329.0	4.4	69.4	2.0	1.4	5.0	2.3	2.2	2.1	1.3
2014	552	7,566	329.0	4.4	68.2	2.0	1.3	5.0	2.5	2.2	2.0	1.2
2015	343	8,773	327.4	4.4	68.0	2.0	1.2	5.1	2.5	2.3	2.0	1.1
2016	372	8,604	327.6	4.4	64.5	2.0	1.3	5.2	2.6	2.6	2.0	1.2
2017	414	7,296	328.5	4.5	64.3	2.0	1.3	5.2	2.7	2.2	2.0	1.2
2018	480	9,092	327.8	4.5	66.6	2.0	1.3	5.3	2.8	2.2	2.0	1.2
2019	322	8,742	327.8	4.7	66.2	2.0	1.4	5.4	2.9	2.6	2.0	1.3
2020	290	8,882	327.2	4.8	65.2	2.1	1.4	5.3	2.7	2.6	2.4	1.3
2021	206	9,569	327.9	5.1	66.9	2.2	1.4	5.3	2.6	2.7	2.7	1.3
2022	211	8,972	327.5	4.7	68.9	2.3	1.5	5.4	2.7	2.8	3.2	1.3
2023	208	7,667	327.0	3.9	65.3	2.1	1.4	5.4	2.7	2.5	3.1	1.2
2024	217	8,140	324.2	4.0	64.3	2.3	1.3	5.3	2.7	2.6	3.4	1.2

- 주) 1. 육량등급 : A등급=3, B등급=2, C등급=1
 2. 육질등급 : 1⁺⁺등급=5, 1⁺등급=4, 1등급=3, 2등급=2, 3등급=1, 등외등급 제외
 3. 98년부터 육우는 젖소-임(미경산우), 젖소-수, 젖소-거세, 육용종, 교잡, 수
 입생우를 포함함
 4. 농협음성(서울)축산물공판장은 농협서울축산물공판장이 이전한 것임(2011.3.2.)
 5. 경락가격은 등외·결합 제외

- Note) 1. Yield grade : A=3, B=2, C=1
 2. Quality grade : 1⁺⁺ = 5, 1⁺ = 4, 1 = 3, 2 = 2, 3 = 1, Other grade
 is excluded
 3. From 1998, beef cattle included dairy heifers, male dairy and castrated
 dairy cattle, and crossbred cattle.
 4. Transferred to NACF Eumseong Slaughtering & Wholesale Center,
 NACF Seoul Slaughtering & Wholesale Center(2011.3.2.)
 5. The action price exclude extras and defects

• 육우 전체(350~400kg)
Beef cattle Total(350~400kg)

판정장소 : 농협음성(서울)축산물공판장

Place : NACF Eumseong(Seoul) Slaughtering & Wholesale Center

(단위 : 두, 원/kg, kg, mm, cm, No)

(unit : head, won/kg, kg, mm, cm, No)

연도	두수 head	경락가격 auction price	도체중량 carcass weight	등지방두께 backfat	등심면적 loin area	육량등급 yield grade	근내지방도 marbling	육색 meat color	지방색 fat color	성숙도 maturity	조식감 tenderness	육질등급 quality grade
2002	10,801	7,198	371.8	4.0	76.2	2.3	1.4	4.6	2.3	2.0	2.0	1.3
2003	14,381	6,450	374.1	4.4	76.8	2.2	1.5	4.4	2.1	2.1	2.0	1.4
2004	19,261	6,787	376.0	5.6	74.0	1.9	1.6	4.7	2.2	2.1	2.0	1.4
2005	15,247	8,886	375.3	5.1	73.0	2.0	1.9	4.7	2.3	2.1	1.9	1.6
2006	13,451	8,686	375.5	5.7	72.1	2.0	1.9	4.8	2.4	2.1	1.9	1.6
2007	11,000	8,342	376.9	5.5	71.4	2.0	1.9	4.7	2.5	2.1	2.0	1.6
2008	9,716	7,417	377.5	5.8	71.0	1.9	1.8	4.7	2.5	2.1	2.0	1.5
2009	8,071	8,466	377.8	5.2	71.5	2.0	1.8	4.6	2.5	2.1	2.0	1.5
2010	4,726	9,782	377.6	4.8	73.0	2.0	1.7	4.6	2.5	2.2	2.0	1.5
2011	3,283	7,295	378.0	5.6	73.2	2.0	1.9	4.9	2.3	2.1	2.0	1.6
2012	2,825	8,784	377.3	5.3	75.4	2.0	1.8	5.1	2.2	2.1	2.0	1.5
2013	1,562	7,846	376.5	5.1	74.4	2.0	1.8	5.0	2.3	2.2	2.0	1.5
2014	1,305	8,235	376.8	5.1	73.6	2.0	1.6	5.0	2.5	2.1	2.0	1.4
2015	672	9,867	376.8	5.2	74.2	2.0	1.4	5.1	2.5	2.3	2.0	1.3
2016	792	9,388	376.4	5.5	71.2	2.0	1.6	5.2	2.6	2.4	2.0	1.4
2017	1,130	7,944	378.2	5.2	70.7	1.9	1.7	5.1	2.6	2.1	2.0	1.5
2018	1,008	9,917	377.0	5.4	72.1	2.0	1.7	5.3	2.8	2.2	2.0	1.5
2019	850	9,517	376.8	5.8	72.5	1.9	1.7	5.4	2.8	2.6	2.0	1.5
2020	712	9,867	377.5	5.5	71.5	2.2	1.8	5.4	2.7	2.4	2.4	1.5
2021	501	10,733	376.8	5.8	72.6	2.2	1.8	5.3	2.7	2.6	2.6	1.5
2022	408	9,758	376.8	5.7	73.7	2.3	1.8	5.4	2.6	2.6	3.1	1.5
2023	338	8,475	376.5	5.4	72.5	2.2	1.8	5.4	2.7	2.6	3.1	1.5
2024	248	9,211	375.3	5.0	72.6	2.4	1.9	5.2	2.8	2.6	3.2	1.6

- 주) 1. 육량등급 : A등급=3, B등급=2, C등급=1
 2. 육질등급 : 1⁺⁺등급=5, 1⁺등급=4, 1등급=3, 2등급=2, 3등급=1, 등외등급 제외
 3. 98년부터 육우는 젖소-임(미경산우), 젖소-수, 젖소-거세, 육용종, 교잡, 수입생우를 포함함
 4. 농협음성(서울)축산물공판장은 농협서울축산물공판장이 이전한 것임(2011.3.2.)
 5. 경락가격은 등외·결합 제외

- Note) 1. Yield grade : A=3, B=2, C=1
 2. Quality grade : 1⁺⁺ = 5, 1⁺ = 4, 1 = 3, 2 = 2, 3 = 1, Other grade is excluded
 3. From 1998, beef cattle included dairy heifers, male dairy and castrated dairy cattle, and crossbred cattle.
 4. Transferred to NACF Eumseong Slaughtering & Wholesale Center, NACF Seoul Slaughtering & Wholesale Center(2011.3.2.)
 5. The action price exclude extras and defects

•육우 전체(400~450kg)
Beef cattle Total(400~450kg)

판정장소 : 농협음성(서울)축산물공판장

Place : NACF Eumseong(Seoul) Slaughtering & Wholesale Center

(단위 : 두, 원/kg, kg, mm, cm, No)

(unit : head, won/kg, kg, mm, cm, No)

연도	두수 head	경락가격 auction price	도체중량 carcass weight	등지방두께 backfat	등심면적 loin area	육량등급 yield grade	근내지방도 marbling	육색 meat color	지방색 fat color	성숙도 maturity	조식감 tenderness	육질등급 quality grade
2002	3,296	7,128	417.9	4.8	80.4	2.3	1.7	4.6	2.4	2.1	2.0	1.5
2003	8,649	6,601	420.0	5.7	79.8	2.1	1.9	4.4	2.2	2.1	1.9	1.6
2004	14,892	6,885	420.5	6.7	77.8	1.9	1.9	4.6	2.2	2.3	1.9	1.6
2005	9,114	9,295	419.8	6.1	76.5	2.0	2.2	4.7	2.3	2.2	1.9	1.8
2006	9,344	9,101	420.6	6.4	75.8	1.9	2.3	4.7	2.5	2.1	1.9	1.8
2007	10,531	8,638	421.3	6.3	74.7	1.9	2.2	4.6	2.5	2.1	1.9	1.8
2008	10,828	7,664	422.6	6.7	74.2	1.8	2.2	4.6	2.5	2.1	1.9	1.8
2009	9,805	9,041	422.9	5.9	74.7	1.9	2.1	4.6	2.5	2.1	2.0	1.7
2010	6,228	10,288	423.7	5.4	76.3	2.0	2.0	4.6	2.5	2.1	2.0	1.7
2011	4,664	7,635	424.2	6.9	77.2	1.8	2.2	4.9	2.4	2.1	1.9	1.8
2012	2,921	9,304	422.3	6.4	80.1	1.9	2.2	5.0	2.2	2.1	2.0	1.8
2013	1,775	8,334	422.3	5.8	78.3	1.9	2.1	4.9	2.3	2.1	2.0	1.7
2014	1,633	8,684	424.0	5.8	77.8	1.9	1.9	4.9	2.5	2.1	2.0	1.6
2015	923	10,448	424.0	5.9	77.1	1.9	1.7	5.0	2.5	2.2	2.0	1.5
2016	1,062	9,720	424.5	6.2	75.9	1.8	1.9	5.1	2.6	2.4	2.0	1.6
2017	1,817	8,354	424.8	6.6	74.9	1.7	2.1	5.1	2.6	2.1	2.0	1.7
2018	1,196	10,349	423.2	6.5	77.2	1.8	2.0	5.3	2.8	2.3	1.9	1.7
2019	1,133	10,023	424.4	6.9	77.9	1.7	2.0	5.4	2.8	2.6	2.0	1.7
2020	1,091	10,658	424.1	7.0	76.8	2.0	2.2	5.3	2.7	2.4	2.3	1.8
2021	733	11,791	426.5	7.3	77.6	2.0	2.3	5.3	2.6	2.5	2.5	1.8
2022	702	10,803	425.4	6.9	79.0	2.1	2.5	5.3	2.6	2.4	2.9	1.9
2023	522	9,400	425.2	6.4	77.5	2.1	2.3	5.4	2.7	2.5	2.9	1.9
2024	358	10,379	425.6	6.4	77.2	2.1	2.7	5.2	2.8	2.5	3.0	2.1

- 주) 1. 육량등급 : A등급=3, B등급=2, C등급=1
 2. 육질등급 : 1⁺⁺등급=5, 1⁺등급=4, 1등급=3, 2등급=2, 3등급=1, 등외등급 제외
 3. 98년부터 육우는 젖소-임(미경산우), 젖소-수, 젖소-거세, 육용종, 교잡, 수입생우를 포함함
 4. 농협음성(서울)축산물공판장은 농협서울축산물공판장이 이전한 것임(2011.3.2.)
 5. 경락가격은 등외·결합 제외

- Note) 1. Yield grade : A=3, B=2, C=1
 2. Quality grade : 1⁺⁺ = 5, 1⁺ = 4, 1 = 3, 2 = 2, 3 = 1, Other grade is excluded
 3. From 1998, beef cattle included dairy heifers, male dairy and castrated dairy cattle, and crossbred cattle.
 4. Transferred to NACF Eumseong Slaughtering & Wholesale Center, NACF Seoul Slaughtering & Wholesale Center(2011.3.2.)
 5. The action price exclude extras and defects

• 육우 전체(450~500kg)
Beef cattle Total(450~500kg)

판정장소 : 농협음성(서울)축산물공판장

Place : NACF Eumseong(Seoul) Slaughtering & Wholesale Center

(단위 : 두, 원/kg, kg, mm, cm, No)

(unit : head, won/kg, kg, mm, cm, No)

연도	두수 head	경락가격 auction price	도체중량 carcass weight	등지방두께 backfat	등심면적 loin area	육량등급 yield grade	근내지방도 marbling	육색 meat color	지방색 fat color	성숙도 maturity	조식감 tenderness	육질등급 quality grade
2002	513	6,567	466.5	5.6	86.1	2.2	1.8	4.7	2.5	2.5	2.0	1.5
2003	1,813	6,247	466.7	7.3	84.6	1.9	2.0	4.5	2.2	2.3	1.9	1.7
2004	3,784	6,770	467.3	7.9	82.1	1.7	2.3	4.7	2.2	2.5	1.9	1.8
2005	1,856	9,237	466.8	7.1	80.5	1.8	2.6	4.7	2.4	2.3	1.8	1.9
2006	2,087	9,043	467.1	7.5	79.8	1.8	2.5	4.8	2.5	2.3	1.8	1.9
2007	3,164	8,652	467.4	7.4	78.0	1.8	2.6	4.7	2.6	2.2	1.9	2.0
2008	3,591	7,572	467.8	8.0	78.1	1.7	2.5	4.6	2.5	2.1	1.9	2.0
2009	3,190	9,342	467.6	6.8	78.0	1.8	2.5	4.6	2.5	2.1	1.9	2.0
2010	2,645	10,278	469.0	6.4	78.8	1.8	2.3	4.6	2.6	2.1	1.9	1.8
2011	2,575	7,834	470.2	8.0	80.9	1.7	2.5	4.9	2.4	2.1	1.9	2.0
2012	1,180	9,538	469.8	7.5	84.2	1.8	2.7	5.0	2.3	2.1	1.9	2.0
2013	747	8,479	469.9	6.7	82.6	1.7	2.4	4.9	2.3	2.1	1.9	1.9
2014	895	8,830	469.7	6.8	81.8	1.7	2.3	4.9	2.5	2.1	1.9	1.8
2015	608	10,585	470.0	6.7	81.6	1.8	2.0	5.0	2.5	2.1	1.9	1.7
2016	617	9,736	469.8	7.7	80.7	1.6	2.2	5.1	2.6	2.5	1.9	1.8
2017	1,233	8,498	471.1	8.1	79.3	1.5	2.5	5.0	2.6	2.1	1.9	2.0
2018	661	10,479	470.2	7.5	82.1	1.6	2.2	5.3	2.8	2.3	1.9	1.8
2019	574	10,241	469.6	8.2	83.1	1.5	2.5	5.3	2.8	2.6	1.9	2.0
2020	727	11,001	471.1	8.5	82.0	1.8	2.6	5.3	2.7	2.4	2.2	2.0
2021	588	12,212	472.7	8.9	82.1	1.7	2.7	5.3	2.7	2.4	2.5	2.1
2022	736	11,289	472.7	8.5	83.4	1.9	2.8	5.3	2.6	2.3	2.8	2.2
2023	438	10,033	472.5	8.0	82.1	1.8	2.8	5.3	2.7	2.4	2.7	2.2
2024	294	10,670	473.3	7.5	81.6	1.8	2.7	5.2	2.8	2.5	3.0	2.1

- 주) 1. 육량등급 : A등급=3, B등급=2, C등급=1
 2. 육질등급 : 1⁺⁺등급=5, 1⁺등급=4, 1등급=3, 2등급=2, 3등급=1, 등외등급 제외
 3. 98년부터 육우는 젖소-임(미경산우), 젖소-수, 젖소-거세, 육용종, 교잡, 수 입생우를 포함함
 4. 농협음성(서울)축산물공판장은 농협서울축산물공판장이 이전한 것임(2011.3.2.)
 5. 경락가격은 등외·결합 제외

- Note) 1. Yield grade : A=3, B=2, C=1
 2. Quality grade : 1⁺⁺ = 5, 1⁺ = 4, 1 = 3, 2 = 2, 3 = 1, Other grade is excluded
 3. From 1998, beef cattle included dairy heifers, male dairy and castrated dairy cattle, and crossbred cattle.
 4. Transferred to NACF Eumseong Slaughtering & Wholesale Center, NACF Seoul Slaughtering & Wholesale Center(2011.3.2.)
 5. The action price exclude extras and defects

• 육우 전체(500kg이상)
Beef cattle Total(500kg and over)

판정장소 : 농협음성(서울)축산물공판장

Place : NACF Eumseong(Seoul) Slaughtering & Wholesale Center

(단위 : 두, 원/kg, kg, mm, cm, No)

(unit : head, won/kg, kg, mm, cm, No)

연도	두수 head	경락가격 auction price	도체중량 carcass weight	등지방두께 backfat	등심면적 loin area	육량등급 yield grade	근내지방도 marbling	육색 meat color	지방색 fat color	성숙도 maturity	조식감 tenderness	육질등급 quality grade
2002	141	5,224	543.9	4.4	100.9	2.2	1.3	5.1	2.7	3.4	2.0	1.2
2003	382	5,015	537.4	8.7	94.5	1.9	1.6	4.8	2.4	3.1	2.0	1.4
2004	649	6,379	530.4	8.9	90.4	1.7	2.3	4.9	2.3	3.0	1.9	1.8
2005	293	8,038	539.8	10.9	90.5	1.7	2.5	5.1	2.5	3.2	1.9	1.9
2006	302	8,092	531.8	7.5	88.0	1.8	2.4	5.1	2.6	2.9	1.9	1.8
2007	441	8,089	526.8	7.7	86.1	1.7	2.6	4.9	2.7	2.5	1.8	1.9
2008	589	7,138	525.5	8.9	84.0	1.5	2.8	4.7	2.6	2.3	1.9	2.1
2009	560	8,917	524.4	7.9	84.3	1.6	2.7	4.7	2.6	2.4	1.9	2.1
2010	557	9,624	526.2	7.7	84.4	1.6	2.5	4.7	2.7	2.3	1.9	2.0
2011	680	7,697	525.8	10.1	86.1	1.5	3.0	5.0	2.5	2.3	1.8	2.3
2012	305	9,392	525.6	8.1	90.0	1.7	3.0	5.1	2.4	2.3	1.8	2.2
2013	225	7,992	533.7	7.2	90.1	1.6	2.5	5.2	2.4	2.4	2.0	1.9
2014	298	8,146	532.1	7.9	88.6	1.6	2.4	5.1	2.6	2.3	1.9	1.9
2015	211	9,712	533.2	8.1	87.5	1.5	2.1	5.1	2.5	2.3	2.0	1.7
2016	279	9,340	533.2	9.5	86.6	1.4	2.5	5.2	2.7	2.5	1.9	1.9
2017	533	8,026	535.4	9.4	84.9	1.3	2.5	5.2	2.7	2.4	1.9	2.0
2018	295	10,100	538.5	9.0	89.4	1.4	2.6	5.4	3.0	2.8	1.8	2.0
2019	229	9,668	536.7	8.8	90.6	1.5	2.5	5.4	2.9	2.8	1.9	1.9
2020	330	10,449	541.3	9.8	90.7	1.6	2.8	5.3	2.8	2.8	2.2	2.1
2021	306	11,639	537.1	9.7	88.3	1.5	2.7	5.3	2.7	2.7	2.5	2.1
2022	373	11,260	532.5	9.4	89.3	1.7	3.2	5.2	2.6	2.5	2.7	2.4
2023	286	9,833	536.6	10.4	87.5	1.5	3.2	5.3	2.7	2.4	2.7	2.4
2024	117	10,310	528.1	8.9	86.3	1.6	3.1	5.4	2.9	2.7	3.0	2.3

- 주) 1. 육량등급 : A등급=3, B등급=2, C등급=1
 2. 육질등급 : 1⁺⁺등급=5, 1⁺등급=4, 1등급=3, 2등급=2, 3등급=1, 등외등급 제외
 3. 98년부터 육우는 젖소-임(미경산우), 젖소-수, 젖소-거세, 육용종, 교잡, 수 입생우를 포함함
 4. 농협음성(서울)축산물공판장은 농협서울축산물공판장이 이전한 것임(2011.3.2.)
 5. 경락가격은 등외·결합 제외

- Note) 1. Yield grade : A=3, B=2, C=1
 2. Quality grade : 1⁺⁺ = 5, 1⁺ = 4, 1 = 3, 2 = 2, 3 = 1, Other grade is excluded
 3. From 1998, beef cattle included dairy heifers, male dairy and castrated dairy cattle, and crossbred cattle.
 4. Transferred to NACF Eumseong Slaughtering & Wholesale Center, NACF Seoul Slaughtering & Wholesale Center(2011.3.2.)
 5. The action price exclude extras and defects

2) 육우 암 (300kg미만) Beef cattle Female (under 300kg)

판정장소 : 농협음성(서울)축산물공판장

Place : NACF Eumseong(Seoul) Slaughtering & Wholesale Center

(단위 : 두, 원/kg, kg, mm, cm, No)

(unit : head, won/kg, kg, mm, cm, No)

연도	두수 head	경락가격 auction price	도체중량 carcass weight	등지방두께 backfat	등심면적 loin area	육량등급 yield grade	근내지방도 marbling	육색 meat color	지방색 fat color	성숙도 maturity	조식감 tenderness	육질등급 quality grade
2002	432	5,825	263.4	3.2	63.3	1.8	1.3	4.6	2.5	2.2	2.0	1.2
2003	767	5,056	268.4	3.3	62.3	1.6	1.3	4.4	2.2	2.2	2.0	1.2
2004	962	5,565	269.7	3.7	62.0	1.4	1.2	4.8	2.3	2.3	2.0	1.1
2005	599	6,752	273.4	4.2	61.6	1.6	1.3	4.7	2.5	2.4	2.0	1.2
2006	701	6,602	264.5	4.6	59.2	1.4	1.4	4.8	2.5	2.3	2.0	1.2
2007	513	6,294	265.6	4.5	59.7	1.6	1.3	4.7	2.6	2.4	2.1	1.2
2008	477	5,417	268.1	5.1	62.4	1.6	1.3	4.7	2.6	2.7	2.1	1.2
2009	492	6,095	264.6	4.7	61.1	1.6	1.2	4.6	2.6	2.7	2.1	1.2
2010	385	7,275	263.5	4.4	62.3	1.6	1.2	4.6	2.6	2.6	2.1	1.2
2011	138	6,772	273.7	4.6	65.9	1.9	1.5	4.8	2.5	2.9	2.0	1.3
2012	176	6,657	263.2	4.9	64.1	1.7	1.3	5.1	2.4	3.0	2.1	1.2
2013	139	5,733	258.8	4.4	60.9	1.7	1.4	5.0	2.4	2.7	2.1	1.3
2014	95	6,623	263.7	4.5	60.2	1.7	1.2	5.3	2.7	2.9	2.0	1.2
2015	121	7,755	263.3	4.3	54.2	1.6	1.1	5.2	2.8	2.7	2.0	1.1
2016	96	7,732	267.0	4.3	56.3	1.7	1.1	5.3	2.7	2.5	2.0	1.1
2017	88	6,147	260.7	4.0	56.6	1.6	1.1	5.2	2.7	2.3	2.0	1.1
2018	101	7,455	267.0	3.9	58.6	1.7	1.2	5.3	2.9	2.5	2.1	1.1
2019	58	7,579	258.1	3.7	51.8	1.5	1.2	5.3	2.8	2.4	2.0	1.2
2020	83	7,666	268.8	4.3	55.3	1.8	1.2	5.3	2.7	3.0	2.2	1.1
2021	124	7,962	258.2	3.7	56.9	2.0	1.0	5.0	2.7	2.4	2.9	1.0
2022	122	7,631	261.2	3.9	56.9	2.0	1.1	5.7	2.7	2.6	3.2	1.1
2023	113	7,039	267.8	3.1	56.7	1.9	1.1	5.4	2.8	2.5	3.4	1.1
2024	134	7,185	267.4	3.0	56.7	2.0	1.1	5.1	2.7	2.6	3.4	1.1

- 주) 1. 육량등급 : A등급=3, B등급=2, C등급=1
 2. 육질등급 : 1⁺⁺등급=5, 1⁺등급=4, 1등급=3, 2등급=2, 3등급=1, 등외등급 제외
 3. 98년부터 육우는 젖소-임(미경산우), 젖소-수, 젖소-거세, 육용종, 교잡, 수 입생우를 포함함
 4. 농협음성(서울)축산물공판장은 농협서울축산물공판장이 이전한 것임(2011.3.2.)
 5. 경락가격은 등외·결합 제외

- Note) 1. Yield grade : A=3, B=2, C=1
 2. Quality grade : 1⁺⁺ = 5, 1⁺ = 4, 1 = 3, 2 = 2, 3 = 1, Other grade is excluded
 3. From 1998, beef cattle included dairy heifers, male dairy and castrated dairy cattle, and crossbred cattle.
 4. Transferred to NACF Eumseong Slaughtering & Wholesale Center, NACF Seoul Slaughtering & Wholesale Center(2011.3.2.)
 5. The action price exclude extras and defects

• 육우 암(300~350kg) Beef cattle Female (300~350kg)

판정장소 : 농협음성(서울)축산물공판장

Place : NACF Eumseong(Seoul) Slaughtering & Wholesale Center

(단위 : 두, 원/kg, kg, mm, cm, No)

(unit : head, won/kg, kg, mm, cm, No)

연도	두수 head	경락가격 auction price	도체중량 carcass weight	등지방두께 backfat	등심면적 loin area	육량등급 yield grade	근내지방도 marbling	육색 meat color	지방색 fat color	성숙도 maturity	조식감 tenderness	육질등급 quality grade
2002	580	6,622	323.6	4.0	71.3	2.0	1.6	4.7	2.5	2.5	2.0	1.4
2003	1,426	5,818	326.3	4.4	71.6	1.9	1.5	4.4	2.2	2.4	2.0	1.3
2004	2,150	6,074	326.5	5.1	70.9	1.8	1.4	4.8	2.2	2.6	2.0	1.3
2005	1,400	7,691	326.9	4.8	70.2	1.9	1.6	4.8	2.4	2.6	2.0	1.4
2006	1,504	7,852	327.3	5.8	70.2	1.8	1.8	4.9	2.5	2.7	2.0	1.5
2007	1,123	7,616	327.7	5.8	69.8	1.9	1.7	4.7	2.6	2.8	2.0	1.5
2008	827	6,548	326.4	6.2	70.6	1.9	1.7	4.8	2.6	3.0	2.0	1.5
2009	755	7,589	326.2	5.5	70.7	1.9	1.6	4.7	2.6	3.1	2.0	1.4
2010	684	8,634	327.1	5.5	72.5	2.0	1.6	4.6	2.6	2.9	2.0	1.4
2011	293	7,395	326.0	6.2	72.5	2.0	1.8	4.8	2.5	3.0	1.9	1.5
2012	233	8,061	325.5	6.2	76.7	2.0	1.9	5.1	2.4	3.5	2.0	1.6
2013	189	7,049	326.3	5.5	74.4	2.1	1.8	5.0	2.4	2.8	2.0	1.5
2014	112	7,870	326.8	5.3	70.4	2.0	1.6	5.3	2.5	3.1	2.0	1.4
2015	140	8,578	325.1	4.7	68.5	1.9	1.2	5.3	2.6	2.8	2.0	1.2
2016	195	8,433	326.1	5.0	65.1	1.9	1.3	5.2	2.7	3.0	2.0	1.2
2017	145	7,465	328.2	5.2	68.0	2.0	1.5	5.2	2.8	2.6	2.0	1.3
2018	167	9,056	325.5	5.0	69.7	2.0	1.6	5.4	2.9	2.7	2.0	1.3
2019	162	8,652	327.0	5.4	68.0	2.0	1.5	5.4	3.0	3.1	2.0	1.3
2020	159	8,842	325.4	5.4	66.9	2.1	1.6	5.4	2.7	3.0	2.4	1.3
2021	142	9,292	326.4	5.3	68.4	2.2	1.4	5.3	2.6	3.0	2.9	1.3
2022	142	8,821	326.3	4.7	70.8	2.3	1.5	5.5	2.8	3.1	3.1	1.3
2023	112	7,718	325.8	4.3	66.5	2.2	1.5	5.4	2.7	2.8	3.1	1.3
2024	121	7,841	322.9	4.1	64.8	2.3	1.3	5.2	2.7	2.9	3.2	1.2

- 주) 1. 육량등급 : A등급=3, B등급=2, C등급=1
 2. 육질등급 : 1⁺⁺등급=5, 1⁺등급=4, 1등급=3, 2등급=2, 3등급=1, 등외등급 제외
 3. 98년부터 육우는 젖소-임(미경산우), 젖소-수, 젖소-거세, 육용종, 교잡, 수 입생우를 포함함
 4. 농협음성(서울)축산물공판장은 농협서울축산물공판장이 이전한 것임(2011.3.2.)
 5. 경락가격은 등외·결합 제외

- Note) 1. Yield grade : A=3, B=2, C=1
 2. Quality grade : 1⁺⁺ = 5, 1⁺ = 4, 1 = 3, 2 = 2, 3 = 1, Other grade is excluded
 3. From 1998, beef cattle included dairy heifers, male dairy and castrated dairy cattle, and crossbred cattle.
 4. Transferred to NACF Eumseong Slaughtering & Wholesale Center, NACF Seoul Slaughtering & Wholesale Center(2011.3.2.)
 5. The action price exclude extras and defects

• 육우 암(350~400kg)
Beef cattle Female (350~400kg)

판정장소 : 농협음성(서울)축산물공판장

Place : NACF Eumseong(Seoul) Slaughtering & Wholesale Center

(단위 : 두, 원/kg, kg, mm, cm, No)

(unit : head, won/kg, kg, mm, cm, No)

연도	두수 head	경락가격 auction price	도체중량 carcass weight	등지방두께 backfat	등심면적 loin area	육량등급 yield grade	근내지방도 marbling	육색 meat color	지방색 fat color	성숙도 maturity	조식감 tenderness	육질등급 quality grade
2002	427	6,621	372.3	5.2	76.3	2.0	1.8	4.8	2.7	2.9	2.0	1.5
2003	1,262	5,914	372.5	5.4	77.3	1.9	1.6	4.5	2.3	2.8	2.0	1.4
2004	2,686	6,230	373.8	6.4	76.6	1.8	1.7	4.8	2.3	3.0	2.0	1.4
2005	1,590	8,242	373.9	6.0	75.0	1.9	1.9	4.8	2.4	3.0	2.0	1.6
2006	1,550	8,291	372.3	6.8	74.8	1.9	2.1	4.9	2.5	2.9	1.9	1.7
2007	1,477	8,082	373.4	6.9	74.9	1.9	2.1	4.7	2.6	3.0	1.9	1.7
2008	1,088	7,214	373.6	7.8	75.5	1.8	2.1	4.8	2.6	3.1	1.9	1.7
2009	904	8,359	373.1	6.7	75.8	1.9	2.1	4.7	2.6	3.1	2.0	1.7
2010	735	9,322	373.5	6.3	77.1	2.0	1.9	4.7	2.7	3.1	2.0	1.6
2011	402	7,392	374.9	7.1	77.7	1.9	2.2	4.9	2.4	3.0	1.9	1.8
2012	226	8,528	373.7	7.7	81.1	1.9	2.3	5.1	2.5	3.5	1.9	1.8
2013	279	7,703	373.0	7.1	79.0	1.9	2.3	5.0	2.4	3.0	1.9	1.8
2014	130	8,315	373.8	6.0	77.3	1.9	2.0	5.2	2.5	2.9	2.0	1.6
2015	169	9,343	373.0	5.8	76.3	2.0	1.4	5.4	2.6	3.1	2.0	1.3
2016	310	9,187	375.5	6.2	74.2	1.9	1.6	5.1	2.7	3.0	1.9	1.4
2017	263	7,844	375.8	6.3	75.0	1.9	1.8	5.2	2.6	2.5	2.0	1.5
2018	259	9,973	376.3	6.7	76.0	1.9	1.9	5.4	2.9	2.9	1.9	1.6
2019	290	9,339	374.8	7.0	74.9	1.8	1.8	5.5	2.9	3.6	2.0	1.5
2020	229	9,562	375.9	6.7	74.3	2.0	2.0	5.5	2.8	3.2	2.4	1.6
2021	219	10,340	375.0	6.3	76.7	2.2	1.8	5.4	2.7	3.2	2.6	1.5
2022	147	9,333	372.7	6.3	78.4	2.2	1.9	5.6	2.7	3.4	3.1	1.6
2023	125	8,298	373.4	6.3	76.6	2.2	1.9	5.4	2.7	3.1	3.2	1.6
2024	83	8,679	370.6	5.4	74.5	2.3	2.2	5.3	2.8	3.2	3.2	1.7

- 주) 1. 육량등급 : A등급=3, B등급=2, C등급=1
 2. 육질등급 : 1⁺⁺등급=5, 1⁺등급=4, 1등급=3, 2등급=2, 3등급=1, 등외등급 제외
 3. 98년부터 육우는 젓소-암(미경산우), 젓소-수, 젓소-거세, 육용종, 교잡, 수입생우를 포함함
 4. 농협음성(서울)축산물공판장은 농협서울축산물공판장이 이전한 것임(2011.3.2.)
 5. 경락가격은 등외·결합 제외

- Note) 1. Yield grade : A=3, B=2, C=1
 2. Quality grade : 1⁺⁺ = 5, 1⁺ = 4, 1 = 3, 2 = 2, 3 = 1, Other grade is excluded
 3. From 1998, beef cattle included dairy heifers, male dairy and castrated dairy cattle, and crossbred cattle.
 4. Transferred to NACF Eumseong Slaughtering & Wholesale Center, NACF Seoul Slaughtering & Wholesale Center(2011.3.2.)
 5. The action price exclude extras and defects

•육우 암(400~450kg)
Beef cattle Female (400~450kg)

판정장소 : 농협서울(음성)축산물공판장

Place : NACF Seoul(Eumseong) Slaughtering & Wholesale Center

(단위 : 두, 원/kg, kg, mm, cm, No)

(unit : head, won/kg, kg, mm, cm, No)

연도	두수 head	경락가격 auction price	도체중량 carcass weight	등지방두께 backfat	등심면적 loin area	육량등급 yield grade	근내지방도 marbling	육색 meat color	지방색 fat color	성숙도 maturity	조식감 tenderness	육질등급 quality grade
2002	191	6,626	418.1	6.4	80.4	1.9	2.1	4.8	2.7	3.5	2.0	1.7
2003	605	5,973	419.8	6.8	82.2	1.8	1.9	4.6	2.4	3.2	1.9	1.6
2004	1,480	6,192	420.0	7.6	81.3	1.7	1.8	4.8	2.3	3.4	1.9	1.6
2005	729	8,601	419.9	7.2	79.7	1.8	2.4	4.8	2.4	3.6	1.9	1.8
2006	699	8,413	419.6	7.8	80.0	1.8	2.2	4.9	2.6	3.2	1.9	1.8
2007	795	8,138	420.5	8.2	79.5	1.8	2.3	4.8	2.7	3.2	1.9	1.8
2008	566	7,348	420.5	9.0	79.2	1.6	2.3	4.7	2.7	3.3	1.9	1.8
2009	557	8,410	421.5	7.8	79.3	1.8	2.2	4.7	2.6	3.2	1.9	1.8
2010	429	9,681	421.1	7.3	81.2	1.9	2.2	4.7	2.7	3.2	1.9	1.8
2011	274	7,536	421.0	8.5	82.5	1.8	2.3	4.9	2.5	2.9	1.9	1.8
2012	139	8,742	422.4	8.5	86.6	1.8	2.4	5.2	2.4	3.4	1.9	1.9
2013	158	8,003	419.3	8.2	82.9	1.7	2.3	5.0	2.5	3.4	1.9	1.8
2014	93	8,547	423.3	7.2	81.2	1.7	2.2	5.0	2.6	3.2	1.9	1.8
2015	129	9,550	421.5	6.6	80.0	1.9	1.5	5.4	2.7	3.4	2.0	1.3
2016	279	9,302	424.4	7.2	80.0	1.8	2.0	5.1	2.7	3.2	1.9	1.7
2017	219	7,953	423.4	7.9	80.5	1.7	1.9	5.3	2.7	2.9	2.0	1.6
2018	235	10,019	420.1	8.0	80.5	1.7	2.1	5.4	3.0	3.1	1.9	1.7
2019	264	9,587	421.7	8.0	81.7	1.7	1.9	5.4	2.9	3.9	2.0	1.6
2020	211	10,327	422.5	8.3	80.3	1.7	2.5	5.3	2.7	3.4	2.2	1.9
2021	187	11,041	423.7	8.5	81.6	1.7	2.3	5.4	2.7	3.4	2.5	1.9
2022	175	9,835	423.0	7.5	83.0	1.9	2.3	5.5	2.7	3.2	2.9	1.9
2023	116	8,787	422.4	7.5	81.4	1.9	2.6	5.4	2.6	3.3	2.8	2.0
2024	67	9,202	421.4	7.9	81.1	1.7	3.0	5.3	2.9	3.4	2.9	2.2

- 주) 1. 육량등급 : A등급=3, B등급=2, C등급=1
 2. 육질등급 : 1⁺⁺등급=5, 1⁺등급=4, 1등급=3, 2등급=2, 3등급=1, 등외등급 제외
 3. 98년부터 육우는 젓소-암(미경산우), 젓소-수, 젓소-거세, 육용종, 교잡, 수입생우를 포함함
 4. 농협음성(서울)축산물공판장은 농협서울축산물공판장이 이전한 것임(2011.3.2.)
 5. 경락가격은 등외·결합 제외

- Note) 1. Yield grade : A=3, B=2, C=1
 2. Quality grade : 1⁺⁺ = 5, 1⁺ = 4, 1 = 3, 2 = 2, 3 = 1, Other grade is excluded
 3. From 1998, beef cattle included dairy heifers, male dairy and castrated dairy cattle, and crossbred cattle.
 4. Transferred to NACF Eumseong Slaughtering & Wholesale Center, NACF Seoul Slaughtering & Wholesale Center(2011.3.2.)
 5. The action price exclude extras and defects

• 육우 암(450~500kg)
Beef cattle Female(450~500kg)

판정장소 : 농협음성(서울)축산물공판장

Place : NACF Eumseong(Seoul) Slaughtering & Wholesale Center

(단위 : 두, 원/kg, kg, mm, cm, No)

(unit : head, won/kg, kg, mm, cm, No)

연도	두수 head	경락가격 auction price	도체중량 carcass weight	등지방두께 backfat	등심면적 loin area	육량등급 yield grade	근내지방도 marbling	육색 meat color	지방색 fat color	성숙도 maturity	조식감 tenderness	육질등급 quality grade
2002	52	6,541	466.1	8.9	86.1	1.7	2.7	4.8	2.8	4.0	1.9	2.0
2003	130	5,617	468.1	8.4	86.6	1.7	2.1	4.7	2.5	4.0	1.9	1.7
2004	405	6,194	468.5	9.4	85.9	1.6	2.2	4.8	2.3	3.7	1.9	1.8
2005	154	8,276	469.1	8.6	84.1	1.6	2.3	4.9	2.6	4.2	2.0	1.8
2006	145	8,326	469.4	9.8	82.8	1.5	2.2	5.0	2.6	3.6	1.9	1.8
2007	200	7,996	469.7	9.6	81.6	1.5	2.5	4.9	2.7	3.6	1.9	2.0
2008	140	7,388	466.8	10.6	82.7	1.5	2.7	4.9	2.7	3.5	1.9	2.0
2009	143	8,478	466.2	8.7	82.1	1.7	2.4	4.8	2.6	3.3	1.9	1.9
2010	124	9,894	468.1	8.3	83.2	1.7	2.4	4.7	2.7	3.2	1.9	1.9
2011	104	7,701	469.5	10.3	85.2	1.5	2.5	5.0	2.5	3.5	1.9	2.0
2012	53	8,976	471.3	10.5	88.8	1.5	3.0	5.1	2.4	3.3	1.9	2.2
2013	38	7,587	469.3	8.3	84.9	1.6	2.7	5.0	2.4	3.3	1.9	2.1
2014	36	8,011	468.5	7.3	83.9	1.6	2.1	5.0	2.6	3.1	1.9	1.8
2015	43	9,677	471.1	6.5	83.3	1.8	1.5	5.3	2.6	3.2	2.0	1.3
2016	156	8,993	469.8	8.7	83.7	1.6	2.1	5.2	2.8	3.7	1.9	1.7
2017	107	8,156	471.5	9.7	86.1	1.4	2.3	5.3	2.6	3.1	1.9	1.9
2018	79	9,830	469.7	10.7	85.2	1.4	2.2	5.5	3.0	3.5	1.9	1.8
2019	103	9,714	467.4	10.0	85.4	1.4	2.2	5.4	3.0	4.1	1.9	1.8
2020	102	10,189	469.0	10.8	85.1	1.4	2.5	5.4	2.9	3.9	2.3	2.0
2021	95	11,645	470.2	10.9	88.1	1.5	2.8	5.4	2.9	3.8	2.4	2.1
2022	83	9,825	470.2	10.2	88.3	1.5	2.7	5.4	2.8	3.4	2.8	2.1
2023	49	8,721	471.7	9.0	87.4	1.6	2.8	5.3	2.6	3.3	2.8	2.2
2024	23	8,881	474.7	9.3	85.7	1.3	2.3	5.4	2.8	3.7	3.2	1.9

- 주) 1. 육량등급 : A등급=3, B등급=2, C등급=1
 2. 육질등급 : 1⁺⁺ 등급=5, 1⁺ 등급=4, 1등급=3, 2등급=2, 3등급=1, 등외등급 제외
 3. 98년부터 육우는 젖소-임(미경산우), 젖소-수, 젖소-거세, 육용종, 교잡, 수
 입생우를 포함함
 4. 농협음성(서울)축산물공판장은 농협서울축산물공판장이 이전한 것임(2011.3.2.)
 5. 경락가격은 등외·결합 제외

- Note) 1. Yield grade : A=3, B=2, C=1
 2. Quality grade : 1⁺⁺ = 5, 1⁺ = 4, 1 = 3, 2 = 2, 3 = 1, Other grade
 is excluded
 3. From 1998, beef cattle included dairy heifers, male dairy and castrated
 dairy cattle, and crossbred cattle.
 4. Transferred to NACF Eumseong Slaughtering & Wholesale Center,
 NACF Seoul Slaughtering & Wholesale Center(2011.3.2.)
 5. The action price exclude extras and defects

•육우 암(500kg이상)
Beef cattle Female(500kg and over)

판정장소 : 농협음성(서울)축산물공판장

Place : NACF Eumseong(Seoul) Slaughtering & Wholesale Center

(단위 : 두, 원/kg, kg, mm, cm, No)

(unit : head, won/kg, kg, mm, cm, No)

연도	두수 head	경락가격 auction price	도체중량 carcass weight	등지방두께 backfat	등심면적 loin area	육량등급 yield grade	근내지방도 marbling	육색 meat color	지방색 fat color	성숙도 maturity	조식감 tenderness	육질등급 quality grade
2002	3	5,852	504.0	7.0	80.7	1.7	2.0	5.0	2.0	4.7	2.0	1.3
2003	18	5,594	519.1	8.6	88.7	1.6	2.4	4.7	2.4	4.4	1.9	1.9
2004	93	6,543	524.5	11.7	92.6	1.4	2.6	4.9	2.4	4.3	1.8	2.0
2005	24	8,223	525.5	13.8	83.5	1.2	2.9	5.2	2.7	4.6	1.8	2.2
2006	26	8,490	516.3	12.5	86.6	1.3	3.4	5.1	2.7	4.5	1.7	2.3
2007	29	7,318	517.7	9.4	85.3	1.4	2.3	4.9	2.9	4.0	1.9	1.8
2008	14	6,152	533.9	12.3	86.2	1.4	2.3	4.6	2.6	3.2	1.9	1.8
2009	23	8,808	520.6	11.6	84.3	1.3	3.4	4.7	2.9	4.0	1.8	2.4
2010	19	9,844	523.5	11.4	88.8	1.3	2.5	4.9	2.7	3.6	1.9	2.0
2011	39	7,387	526.2	13.2	89.8	1.2	3.0	5.0	2.7	3.8	1.7	2.2
2012	12	9,356	531.5	11.8	91.8	1.3	3.6	4.9	2.7	4.0	1.8	2.7
2013	3	9,663	503.7	11.7	97.0	1.3	5.7	4.7	2.0	4.7	1.7	3.7
2014	13	7,699	520.9	10.8	87.4	1.2	2.3	5.0	2.5	3.9	2.0	1.9
2015	10	8,897	530.9	8.4	89.3	1.4	1.7	5.2	2.5	3.1	2.0	1.5
2016	36	8,678	526.7	11.0	90.0	1.3	2.4	5.2	2.7	3.9	1.9	1.9
2017	41	7,875	530.5	11.9	89.7	1.2	2.6	5.1	2.8	3.2	1.9	2.0
2018	33	9,744	532.9	13.6	92.3	1.2	2.2	5.4	3.0	3.8	1.8	1.8
2019	23	9,810	526.5	13.4	88.3	1.3	2.7	5.3	3.0	4.0	1.9	2.1
2020	48	10,025	552.8	12.4	95.1	1.3	2.8	5.2	2.8	4.1	2.3	2.2
2021	33	10,850	538.5	12.7	89.5	1.1	2.3	5.5	2.8	4.1	2.5	1.8
2022	24	10,061	533.3	10.8	92.9	1.5	3.6	5.2	2.7	3.6	2.5	2.5
2023	16	9,262	514.3	11.1	90.0	1.3	3.3	5.6	2.5	3.7	2.7	2.4
2024	15	8,895	525.4	11.9	90.3	1.1	2.3	5.7	2.8	3.6	3.4	2.0

- 주) 1. 육량등급 : A등급=3, B등급=2, C등급=1
 2. 육질등급 : 1⁺⁺ 등급=5, 1⁺ 등급=4, 1등급=3, 2등급=2, 3등급=1, 등외등급 제외
 3. 98년부터 육우는 젖소-임(미경산우), 젖소-수, 젖소-거세, 육용종, 교잡, 수
 입생우를 포함함
 4. 농협음성(서울)축산물공판장은 농협서울축산물공판장이 이전한 것임(2011.3.2.)
 5. 경락가격은 등외·결합 제외

- Note) 1. Yield grade : A=3, B=2, C=1
 2. Quality grade : 1⁺⁺ = 5, 1⁺ = 4, 1 = 3, 2 = 2, 3 = 1, Other grade
 is excluded
 3. From 1998, beef cattle included dairy heifers, male dairy and castrated
 dairy cattle, and crossbred cattle.
 4. Transferred to NACF Eumseong Slaughtering & Wholesale Center,
 NACF Seoul Slaughtering & Wholesale Center(2011.3.2.)
 5. The action price exclude extras and defects

3) 육우 수 (300kg미만) Beef cattle Male (under 300kg)

판정장소 : 농협음성(서울)축산물공판장

Place : NACF Eumseong(Seoul) Slaughtering & Wholesale Center

(단위 : 두, 원/kg, kg, mm, cm, No)

(unit : head, won/kg, kg, mm, cm, No)

연도	두수 head	경락가격 auction price	도체중량 carcass weight	등지방두께 backfat	등심면적 loin area	육량등급 yield grade	근내지방도 marbling	육색 meat color	지방색 fat color	성숙도 maturity	조식감 tenderness	육질등급 quality grade
2002	1,460	5,591	267.8	2.1	67.7	2.0	1.0	4.6	2.4	1.8	2.0	1.0
2003	1,155	4,654	273.7	2.1	68.7	1.9	1.0	4.4	2.2	1.9	2.0	1.0
2004	466	5,791	265.4	2.6	63.8	1.6	1.0	4.8	2.3	1.8	2.1	1.0
2005	606	6,424	270.4	3.1	62.0	1.7	1.0	4.8	2.4	1.9	2.1	1.0
2006	324	6,164	266.7	3.1	58.7	1.5	1.0	5.0	2.5	1.9	2.1	1.0
2007	136	5,997	269.1	3.4	60.0	1.6	1.0	4.9	2.6	1.9	2.2	1.0
2008	95	5,218	272.1	4.0	61.2	1.5	1.0	4.9	2.5	1.9	2.1	1.0
2009	47	5,986	270.4	3.5	57.7	1.4	1.0	4.7	2.6	1.8	2.3	1.0
2010	23	6,323	261.4	3.9	54.3	1.2	1.0	4.2	2.6	2.1	2.1	1.0
2011	17	5,025	276.5	3.2	64.6	1.8	1.0	5.6	2.4	1.9	2.1	1.0
2012	20	5,792	260.2	3.0	60.6	1.6	1.0	5.5	2.8	1.8	2.6	1.0
2013	26	4,686	241.9	2.3	55.2	1.6	1.0	4.8	2.4	1.7	2.4	1.0
2014	19	5,746	261.2	3.5	59.4	1.5	1.0	5.3	2.6	1.8	2.2	1.0
2015	11	6,721	261.7	4.2	57.4	1.6	1.0	5.4	2.7	2.1	2.0	1.0
2016	6	7,850	264.8	3.3	55.5	1.3	1.0	5.0	2.8	2.3	2.0	1.0
2017	4	5,854	266.3	2.5	58.0	1.3	1.0	5.3	2.5	2.0	2.0	1.0
2018	3	7,119	234.3	4.3	61.0	1.3	1.0	4.3	2.7	2.0	2.0	1.0
2019	4	6,856	248.5	2.3	58.3	1.8	1.0	4.5	3.3	1.8	2.0	1.0
2020	5	6,864	281.8	2.0	63.8	1.0	1.0	6.0	3.2	2.0	3.2	1.0
2021	6	6,699	280.8	3.0	57.0	1.0	1.0	6.0	3.4	2.6	2.4	1.0
2022	-	-	-	-	-	-	-	-	-	-	-	-
2023	3	6,555	279.7	2.3	64.0	1.0	1.0	5.0	3.0	2.0	3.0	1.0
2024	3	-	-	-	-	-	-	-	-	-	-	-

- 주) 1. 육량등급 : A등급=3, B등급=2, C등급=1
 2. 육질등급 : 1⁺⁺등급=5, 1⁺등급=4, 1등급=3, 2등급=2, 3등급=1, 등외등급 제외
 3. 98년부터 육우는 젓소-임(미경산우), 젓소-수, 젓소-거세, 육용종, 교잡, 수
 입생우를 포함함
 4. 농협음성(서울)축산물공판장은 농협서울축산물공판장이 이전한 것임(2011.3.2.)
 5. 경락가격은 등외·결합 제외

- Note) 1. Yield grade : A=3, B=2, C=1
 2. Quality grade : 1⁺⁺ = 5, 1⁺ = 4, 1 = 3, 2 = 2, 3 = 1, Other grade
 is excluded
 3. From 1998, beef cattle included dairy heifers, male dairy and castrated
 dairy cattle, and crossbred cattle.
 4. Transferred to NACF Eumseong Slaughtering & Wholesale Center,
 NACF Seoul Slaughtering & Wholesale Center(2011.3.2.)
 5. The action price exclude extras and defects

• 육우 수 (300~350kg) Beef cattle Male (300~350kg)

판정장소 : 농협음성(서울)축산물공판장

Place : NACF Eumseong(Seoul) Slaughtering & Wholesale Center

(단위 : 두, 원/kg, kg, mm, cm, No)

(unit : head, won/kg, kg, mm, cm, No)

연도	두수 head	경락가격 auction price	도체중량 carcass weight	등지방두께 backfat	등심면적 loin area	육량등급 yield grade	근내지방도 marbling	육색 meat color	지방색 fat color	성숙도 maturity	조식감 tenderness	육질등급 quality grade
2002	3,221	6,234	325.8	2.4	78.2	2.6	1.0	4.7	2.4	2.0	2.0	1.0
2003	3,444	5,055	327.2	2.5	78.2	2.5	1.0	4.5	2.2	2.0	2.0	1.0
2004	839	6,418	326.6	3.1	75.1	2.1	1.0	4.8	2.2	2.0	2.0	1.0
2005	1,549	7,162	327.7	3.3	72.5	2.2	1.0	4.9	2.3	2.0	2.1	1.0
2006	722	6,815	327.1	3.6	71.1	2.0	1.0	5.0	2.4	2.0	2.1	1.0
2007	263	6,732	326.9	3.6	70.5	2.0	1.0	5.1	2.6	2.0	2.1	1.0
2008	174	5,707	328.6	4.1	71.8	2.0	1.0	4.9	2.5	2.0	2.1	1.0
2009	108	6,858	327.8	3.8	71.4	2.0	1.0	4.8	2.6	2.0	2.1	1.0
2010	37	7,590	328.8	3.6	74.6	2.1	1.0	4.9	2.7	2.1	2.1	1.0
2011	43	5,984	328.7	3.4	72.0	2.1	1.0	5.4	2.5	2.0	2.1	1.0
2012	31	6,759	329.8	2.8	73.5	2.0	1.0	5.7	2.5	2.0	2.3	1.0
2013	24	5,969	328.8	3.1	74.8	2.3	1.0	5.3	2.3	2.0	2.0	1.0
2014	37	6,692	326.5	2.8	73.1	2.1	1.0	5.0	2.7	1.9	2.2	1.0
2015	26	8,302	329.0	3.5	76.0	2.2	1.0	5.4	2.7	2.0	2.1	1.0
2016	10	8,651	327.0	2.6	74.0	2.4	1.0	5.9	3.0	2.7	2.0	1.0
2017	13	6,572	333.1	3.2	73.8	2.2	1.0	5.4	2.7	2.0	2.0	1.0
2018	14	7,950	326.4	2.6	72.1	2.3	1.0	5.5	2.8	2.1	2.0	1.0
2019	7	8,174	329.4	2.3	70.6	2.1	1.1	5.7	2.9	2.4	2.0	1.1
2020	6	7,622	331.3	2.0	70.8	1.5	1.0	5.8	2.8	2.2	2.7	1.0
2021	2	8,027	345.5	1.5	64.5	1.5	1.5	5.5	3.0	2.0	2.5	1.5
2022	1	8,720	349.0	2.0	90.0	2.0	1.0	5.0	3.0	3.0	2.0	1.0
2023	11	7,491	331.3	2.0	66.7	1.3	1.0	5.4	3.1	2.0	2.3	1.0
2024	-	-	-	-	-	-	-	-	-	-	-	-

- 주) 1. 육량등급 : A등급=3, B등급=2, C등급=1
 2. 육질등급 : 1⁺⁺등급=5, 1⁺등급=4, 1등급=3, 2등급=2, 3등급=1, 등외등급 제외
 3. 98년부터 육우는 젓소-임(미경산우), 젓소-수, 젓소-거세, 육용종, 교잡, 수
 입생우를 포함함
 4. 농협음성(서울)축산물공판장은 농협서울축산물공판장이 이전한 것임(2011.3.2.)
 5. 경락가격은 등외·결합 제외

- Note) 1. Yield grade : A=3, B=2, C=1
 2. Quality grade : 1⁺⁺ = 5, 1⁺ = 4, 1 = 3, 2 = 2, 3 = 1, Other grade
 is excluded
 3. From 1998, beef cattle included dairy heifers, male dairy and castrated
 dairy cattle, and crossbred cattle.
 4. Transferred to NACF Eumseong Slaughtering & Wholesale Center,
 NACF Seoul Slaughtering & Wholesale Center(2011.3.2.)
 5. The action price exclude extras and defects

• 육우 수 (350~400kg)
Beef cattle Male (350~400kg)

판정장소 : 농협음성(서울)축산물공판장

Place : NACF Eumseong(Seoul) Slaughtering & Wholesale Center

(단위 : 두, 원/kg, kg, mm, cm, No)

(unit : head, won/kg, kg, mm, cm, No)

연도	두수 head	경락가격 auction price	도체중량 carcass weight	등지방두께 backfat	등심면적 loin area	육량등급 yield grade	근내지방도 marbling	육색 meat color	지방색 fat color	성숙도 maturity	조식감 tenderness	육질등급 quality grade
2002	2,438	6,263	370.4	2.7	82.8	2.7	1.0	4.7	2.4	2.0	2.0	1.0
2003	3,347	5,208	371.8	2.8	83.9	2.7	1.0	4.5	2.2	2.0	2.0	1.0
2004	886	6,489	373.4	3.5	81.3	2.4	1.0	4.9	2.2	2.0	2.0	1.0
2005	1,831	7,481	372.9	3.5	79.0	2.4	1.0	4.9	2.3	2.0	2.1	1.0
2006	823	7,064	372.4	3.8	77.5	2.2	1.0	5.1	2.4	2.0	2.1	1.0
2007	371	6,992	374.9	3.6	76.7	2.2	1.0	5.2	2.6	2.0	2.1	1.0
2008	279	5,805	374.6	3.9	75.5	2.1	1.0	5.0	2.5	2.0	2.1	1.0
2009	136	6,683	375.4	3.8	78.0	2.2	1.0	5.0	2.5	2.0	2.1	1.0
2010	62	7,502	376.9	3.7	77.8	2.1	1.0	4.8	2.6	2.0	2.0	1.0
2011	51	6,067	373.6	3.0	78.6	2.5	1.0	5.1	2.2	2.0	2.1	1.0
2012	52	6,942	377.9	2.9	79.8	2.3	1.0	5.7	2.2	2.0	2.2	1.0
2013	19	5,948	377.8	2.7	80.4	2.2	1.1	5.6	2.4	2.1	2.2	1.1
2014	36	7,069	372.3	3.3	80.8	2.3	1.0	5.3	2.5	2.1	2.1	1.0
2015	34	8,416	374.6	3.6	79.6	2.3	1.0	5.4	2.6	2.0	2.0	1.0
2016	21	8,791	372.4	3.0	74.1	2.4	1.0	6.0	2.9	2.6	2.0	1.0
2017	36	6,576	379.0	2.6	74.7	2.3	1.0	5.7	2.4	2.2	2.1	1.0
2018	18	8,108	377.3	3.0	79.1	2.3	1.0	5.4	2.9	2.2	2.1	1.0
2019	13	8,413	374.5	3.0	73.5	2.3	1.0	5.8	3.0	2.4	2.0	1.0
2020	12	7,291	381.3	2.2	70.8	1.9	1.0	5.8	3.0	2.6	2.4	1.0
2021	3	8,601	389.7	1.7	83.0	2.3	1.0	6.0	3.0	2.3	2.7	1.0
2022	5	8,299	374.2	2.4	77.4	2.0	1.0	6.2	2.8	2.2	3.8	1.0
2023	6	7,173	368.5	2.2	82.8	2.2	1.0	5.5	3.0	2.0	2.7	1.0
2024	2	6,569	384.0	2.0	93.0	3.0	1.0	6.0	3.0	3.0	5.0	1.0

- 주) 1. 육량등급 : A등급=3, B등급=2, C등급=1
 2. 육질등급 : 1⁺⁺등급=5, 1⁺등급=4, 1등급=3, 2등급=2, 3등급=1, 등외등급 제외
 3. 98년부터 육우는 젖소-임(미경산우), 젖소-수, 젖소-거세, 육용종, 교잡, 수입생우를 포함함
 4. 농협음성(서울)축산물공판장은 농협서울축산물공판장이 이전한 것임(2011.3.2.)
 5. 경락가격은 등외·결합 제외

- Note) 1. Yield grade : A=3, B=2, C=1
 2. Quality grade : 1⁺⁺ = 5, 1⁺ = 4, 1 = 3, 2 = 2, 3 = 1, Other grade is excluded
 3. From 1998, beef cattle included dairy heifers, male dairy and castrated dairy cattle, and crossbred cattle.
 4. Transferred to NACF Eumseong Slaughtering & Wholesale Center, NACF Seoul Slaughtering & Wholesale Center(2011.3.2.)
 5. The action price exclude extras and defects

•육우 수 (400~450kg)
Beef cattle Male (400~450kg)

판정장소 : 농협음성(서울)축산물공판장

Place : NACF Eumseong(Seoul) Slaughtering & Wholesale Center

(단위 : 두, 원/kg, kg, mm, cm, No)

(unit : head, won/kg, kg, mm, cm, No)

연도	두수 head	경락가격 auction price	도체중량 carcass weight	등지방두께 backfat	등심면적 loin area	육량등급 yield grade	근내지방도 marbling	육색 meat color	지방색 fat color	성숙도 maturity	조식감 tenderness	육질등급 quality grade
2002	707	6,047	419.5	3.0	87.8	2.8	1.0	4.8	2.4	2.1	2.0	1.0
2003	1,327	5,194	419.2	3.1	89.0	2.8	1.0	4.6	2.2	2.0	2.0	1.0
2004	489	6,146	421.2	3.8	86.3	2.4	1.0	4.9	2.3	2.2	2.0	1.0
2005	799	7,584	418.9	3.7	83.4	2.5	1.0	5.0	2.3	2.1	2.1	1.0
2006	460	7,215	420.7	4.1	82.8	2.3	1.0	5.2	2.5	2.2	2.0	1.0
2007	239	7,032	422.5	3.9	81.9	2.2	1.1	5.2	2.6	2.1	2.1	1.0
2008	215	5,895	422.1	4.0	82.2	2.2	1.0	5.1	2.6	2.1	2.1	1.0
2009	136	6,758	424.5	3.8	82.6	2.3	1.0	5.0	2.5	2.1	2.1	1.0
2010	66	7,751	422.7	3.6	84.2	2.2	1.0	4.8	2.6	2.0	2.1	1.0
2011	46	6,117	424.0	3.0	83.8	2.5	1.0	5.5	2.4	2.2	2.1	1.0
2012	50	7,545	426.1	3.4	91.0	2.6	1.1	5.6	2.4	2.2	2.3	1.1
2013	28	6,260	421.3	2.7	84.1	2.5	1.0	6.0	2.4	2.4	2.3	1.0
2014	49	7,279	422.4	3.0	85.9	2.5	1.0	5.5	2.5	2.2	2.0	1.0
2015	29	8,623	422.1	3.8	89.0	2.5	1.0	5.4	2.6	2.4	2.0	1.0
2016	30	8,859	421.5	3.0	85.4	2.7	1.0	5.6	2.9	2.4	2.0	1.0
2017	31	6,634	423.0	2.5	80.0	2.5	1.0	5.7	2.5	2.4	2.1	1.0
2018	48	7,964	425.6	3.6	83.0	2.4	1.0	5.5	2.9	2.3	2.0	1.0
2019	23	8,179	425.0	3.0	78.7	2.3	1.0	5.6	3.1	2.7	2.0	1.0
2020	24	7,648	425.7	2.8	80.5	2.3	1.0	5.6	2.9	2.5	2.4	1.0
2021	7	8,569	424.4	2.1	87.1	2.6	1.0	5.7	3.1	3.1	2.4	1.0
2022	7	8,924	421.4	3.7	77.4	2.0	1.0	6.3	2.9	2.6	3.9	1.0
2023	5	7,600	415.8	2.8	86.8	2.2	1.0	5.8	2.4	2.2	3.4	1.0
2024	2	7,410	432.0	2.0	90.5	2.5	1.0	6.5	3.0	3.5	3.5	1.0

- 주) 1. 육량등급 : A등급=3, B등급=2, C등급=1
 2. 육질등급 : 1⁺⁺등급=5, 1⁺등급=4, 1등급=3, 2등급=2, 3등급=1, 등외등급 제외
 3. 98년부터 육우는 젖소-임(미경산우), 젖소-수, 젖소-거세, 육용종, 교잡, 수입생우를 포함함
 4. 농협음성(서울)축산물공판장은 농협서울축산물공판장이 이전한 것임(2011.3.2.)
 5. 경락가격은 등외·결합 제외

- Note) 1. Yield grade : A=3, B=2, C=1
 2. Quality grade : 1⁺⁺ = 5, 1⁺ = 4, 1 = 3, 2 = 2, 3 = 1, Other grade is excluded
 3. From 1998, beef cattle included dairy heifers, male dairy and castrated dairy cattle, and crossbred cattle.
 4. Transferred to NACF Eumseong Slaughtering & Wholesale Center, NACF Seoul Slaughtering & Wholesale Center(2011.3.2.)
 5. The action price exclude extras and defects

• 육우 수(450~500kg)
Beef cattle Male(450~500kg)

판정장소 : 농협음성(서울)축산물공판장

Place : NACF Eumseong(Seoul) Slaughtering & Wholesale Center

(단위 : 두, 원/kg, kg, mm, cm, No)

(unit : head, won/kg, kg, mm, cm, No)

연도	두수 head	경락가격 auction price	도체중량 carcass weight	등지방두께 backfat	등심면적 loin area	육량등급 yield grade	근내지방도 marbling	육색 meat color	지방색 fat color	성숙도 maturity	조식감 tenderness	육질등급 quality grade
2002	187	5,657	468.8	3.2	92.4	2.7	1.1	5.0	2.5	2.4	2.0	1.0
2003	348	4,982	467.9	3.6	94.1	2.7	1.0	4.7	2.3	2.2	2.0	1.0
2004	188	6,027	473.4	4.0	92.8	2.4	1.0	5.1	2.3	2.6	2.0	1.0
2005	216	7,381	469.7	3.9	89.1	2.5	1.1	5.2	2.4	2.4	2.1	1.1
2006	176	7,154	469.1	4.4	88.7	2.4	1.1	5.3	2.5	2.4	2.1	1.0
2007	83	6,939	471.7	4.0	86.3	2.3	1.1	5.3	2.5	2.4	2.1	1.0
2008	87	5,785	471.7	4.3	88.3	2.3	1.0	5.2	2.6	2.3	2.1	1.0
2009	69	6,896	469.0	4.1	85.8	2.3	1.0	5.3	2.6	2.3	2.1	1.0
2010	28	7,842	472.6	3.6	87.3	2.3	1.0	5.0	2.7	2.4	2.1	1.0
2011	28	5,912	470.1	3.4	90.2	2.5	1.1	5.7	2.4	2.6	2.1	1.0
2012	39	7,307	474.1	3.4	92.1	2.6	1.0	5.9	2.4	2.4	2.4	1.0
2013	31	6,174	473.9	3.0	91.9	2.5	1.1	5.9	2.6	2.6	2.3	1.0
2014	29	6,988	470.3	3.1	88.2	2.4	1.0	5.5	2.4	2.2	2.1	1.0
2015	42	8,696	469.6	3.0	88.8	2.4	1.0	5.3	2.5	2.4	2.0	1.0
2016	21	8,572	470.8	3.1	86.9	2.3	1.0	5.7	2.9	2.7	2.0	1.0
2017	28	6,893	464.9	3.0	84.5	2.2	1.1	5.5	2.5	2.3	2.1	1.1
2018	64	8,053	472.0	3.8	87.9	2.2	1.1	5.4	2.8	2.6	2.0	1.0
2019	27	8,468	477.1	3.3	91.2	2.4	1.1	5.7	2.9	2.7	2.0	1.1
2020	20	7,807	476.8	3.1	82.0	2.4	1.0	5.6	3.1	2.7	2.6	1.0
2021	13	8,290	471.5	2.8	82.2	2.5	1.0	6.3	3.0	2.8	2.7	1.0
2022	6	8,479	480.3	2.3	91.8	2.8	1.0	5.8	3.2	2.8	3.8	1.0
2023	3	6,547	487.0	5.0	82.7	2.0	1.0	5.7	3.0	3.0	4.0	1.0
2024	1	6,229	460.0	4.0	89.0	2.0	1.0	5.0	3.0	3.0	5.0	1.0

- 주) 1. 육량등급 : A등급=3, B등급=2, C등급=1
 2. 육질등급 : 1⁺⁺등급=5, 1⁺등급=4, 1등급=3, 2등급=2, 3등급=1, 등외등급 제외
 3. 98년부터 육우는 젖소-임(미경산우), 젖소-수, 젖소-거세, 육용종, 교잡, 수입생우를 포함함
 4. 농협음성(서울)축산물공판장은 농협서울축산물공판장이 이전한 것임(2011.3.2.)
 5. 경락가격은 등외·결합 제외

- Note) 1. Yield grade : A=3, B=2, C=1
 2. Quality grade : 1⁺⁺ = 5, 1⁺ = 4, 1 = 3, 2 = 2, 3 = 1, Other grade is excluded
 3. From 1998, beef cattle included dairy heifers, male dairy and castrated dairy cattle, and crossbred cattle.
 4. Transferred to NACF Eumseong Slaughtering & Wholesale Center, NACF Seoul Slaughtering & Wholesale Center(2011.3.2.)
 5. The action price exclude extras and defects

• 육우 수(500kg이상)
Beef cattle Male(500kg and over)

판정장소 : 농협음성(서울)축산물공판장

Place : NACF Eumseong(Seoul) Slaughtering & Wholesale Center

(단위 : 두, 원/kg, kg, mm, cm, No)

(unit : head, won/kg, kg, mm, cm, No)

연도	두수 head	경락가격 auction price	도체중량 carcass weight	등지방두께 backfat	등심면적 loin area	육량등급 yield grade	근내지방도 marbling	육색 meat color	지방색 fat color	성숙도 maturity	조식감 tenderness	육질등급 quality grade
2002	119	4,961	548.8	3.7	103.6	2.3	1.0	5.2	2.8	3.6	2.1	1.0
2003	204	4,515	550.4	4.4	100.8	2.3	1.0	5.0	2.5	3.5	2.0	1.0
2004	167	5,706	560.8	5.1	99.8	2.2	1.0	5.2	2.5	3.4	2.1	1.0
2005	97	6,555	548.8	3.8	101.1	2.3	1.1	5.6	2.5	3.7	2.2	1.0
2006	102	6,392	558.8	4.2	97.7	2.1	1.0	5.7	2.7	3.7	2.1	1.0
2007	94	6,418	555.5	4.3	98.7	2.2	1.0	5.6	2.7	3.4	2.1	1.0
2008	72	5,457	554.9	4.8	95.3	2.0	1.1	5.4	2.7	3.1	2.1	1.1
2009	73	6,384	549.9	3.7	98.3	2.2	1.0	5.5	2.8	3.4	2.2	1.0
2010	46	7,154	571.8	4.0	103.3	2.2	1.0	5.2	2.7	3.6	2.1	1.0
2011	28	5,817	559.0	3.8	102.8	2.5	1.1	5.7	2.4	3.1	2.1	1.1
2012	42	6,719	556.4	3.1	107.5	2.6	1.0	6.0	2.6	3.6	2.3	1.0
2013	47	5,881	575.3	3.1	101.6	2.2	1.1	6.3	2.7	3.7	2.4	1.0
2014	52	6,950	555.9	3.3	100.9	2.4	1.0	5.7	2.7	2.9	2.1	1.0
2015	47	8,112	560.8	2.8	99.7	2.3	1.0	5.5	2.6	2.8	2.1	1.0
2016	37	8,254	561.5	3.0	98.0	2.2	1.0	5.8	2.9	3.3	2.0	1.0
2017	81	6,404	576.6	3.6	96.7	2.0	1.0	5.9	2.6	3.6	2.1	1.0
2018	69	7,910	569.1	4.1	97.3	2.0	1.0	5.8	3.1	3.6	2.0	1.0
2019	56	8,190	569.4	3.4	99.0	2.3	1.0	6.0	2.9	3.6	2.1	1.0
2020	55	7,660	583.2	3.8	103.6	2.7	1.0	6.2	2.9	4.0	2.6	1.0
2021	38	8,171	579.1	3.6	102.0	2.7	1.1	6.1	2.9	3.9	2.8	1.1
2022	25	8,182	580.9	3.1	101.5	2.9	1.0	6.2	3.0	4.3	3.8	1.0
2023	15	6,663	573.3	2.9	103.8	2.9	1.1	6.3	2.5	3.9	4.0	1.1
2024	8	6,957	592.4	4.1	87.9	2.4	1.0	6.3	3.0	4.6	4.1	1.0

- 주) 1. 육량등급 : A등급=3, B등급=2, C등급=1
 2. 육질등급 : 1⁺⁺등급=5, 1⁺등급=4, 1등급=3, 2등급=2, 3등급=1, 등외등급 제외
 3. 98년부터 육우는 젖소-임(미경산우), 젖소-수, 젖소-거세, 육용종, 교잡, 수입생우를 포함함
 4. 농협음성(서울)축산물공판장은 농협서울축산물공판장이 이전한 것임(2011.3.2.)
 5. 경락가격은 등외·결합 제외

- Note) 1. Yield grade : A=3, B=2, C=1
 2. Quality grade : 1⁺⁺ = 5, 1⁺ = 4, 1 = 3, 2 = 2, 3 = 1, Other grade is excluded
 3. From 1998, beef cattle included dairy heifers, male dairy and castrated dairy cattle, and crossbred cattle.
 4. Transferred to NACF Eumseong Slaughtering & Wholesale Center, NACF Seoul Slaughtering & Wholesale Center(2011.3.2.)
 5. The action price exclude extras and defects

4) 육우 거세 (300kg미만) Beef cattle Castrated (under 300kg)

판정장소 : 농협음성(서울)축산물공판장

Place : NACF Eumseong(Seoul) Slaughtering & Wholesale Center

(단위 : 두, 원/kg, kg, mm, cm, No)

(unit : head, won/kg, kg, mm, cm, No)

연도	두수 head	경락가격 auction price	도체중량 carcass weight	등지방두께 backfat	등심면적 loin area	육량등급 yield grade	근내지방도 marbling	육색 meat color	지방색 fat color	성숙도 maturity	조식감 tenderness	육질등급 quality grade
2002	1,443	6,415	275.4	2.8	63.0	1.9	1.2	4.6	2.4	1.9	2.0	1.1
2003	912	5,452	270.2	2.9	60.7	1.7	1.1	4.3	2.1	1.8	2.0	1.1
2004	1,004	5,846	272.8	3.3	59.3	1.4	1.1	4.6	2.2	1.9	2.0	1.1
2005	840	7,216	273.1	3.6	59.0	1.6	1.3	4.6	2.3	1.9	2.1	1.2
2006	661	6,943	269.7	4.0	56.8	1.5	1.3	4.8	2.5	1.9	2.1	1.2
2007	542	6,368	270.3	3.9	57.0	1.6	1.3	4.6	2.5	1.9	2.1	1.2
2008	556	5,570	268.9	4.2	58.0	1.5	1.2	4.5	2.5	1.9	2.2	1.1
2009	295	6,254	269.5	3.7	56.0	1.5	1.2	4.5	2.5	1.9	2.2	1.1
2010	214	7,303	274.2	3.7	58.5	1.7	1.2	4.5	2.6	2.0	2.1	1.1
2011	195	5,935	272.9	3.6	59.3	1.7	1.2	4.8	2.3	2.0	2.1	1.1
2012	235	6,564	272.5	3.4	59.1	1.6	1.2	5.1	2.3	2.0	2.3	1.1
2013	147	5,684	266.3	3.5	58.4	1.7	1.1	4.7	2.3	2.0	2.2	1.1
2014	120	6,432	273.0	3.6	52.6	1.6	1.1	5.1	2.5	1.9	2.1	1.1
2015	51	7,878	274.7	4.0	57.1	1.7	1.1	5.0	2.5	2.0	2.0	1.1
2016	53	7,958	276.3	3.8	55.9	1.8	1.1	5.1	2.6	2.0	2.0	1.1
2017	320	5,711	248.3	3.9	55.8	1.7	1.0	5.0	2.5	1.6	2.0	1.0
2018	79	7,775	269.4	3.5	54.1	1.7	1.0	5.2	2.6	1.9	2.0	1.0
2019	42	8,010	273.8	3.1	53.1	1.7	1.3	5.5	2.8	2.0	2.0	1.2
2020	32	8,002	270.2	3.7	48.1	1.6	1.1	5.3	2.8	2.1	2.6	1.1
2021	21	8,529	265.7	3.0	49.8	1.8	1.1	5.1	2.6	2.1	2.8	1.1
2022	26	7,671	260.9	3.2	49.7	1.8	1.1	5.3	2.8	2.1	3.3	1.0
2023	67	6,498	264.6	3.3	51.2	1.7	1.0	5.4	2.8	2.1	3.4	1.0
2024	68	7,659	276.9	2.5	58.8	2.0	1.0	5.1	2.7	2.2	3.6	1.0

- 주) 1. 육량등급 : A등급=3, B등급=2, C등급=1
 2. 육질등급 : 1⁺⁺등급=5, 1⁺등급=4, 1등급=3, 2등급=2, 3등급=1, 등외등급 제외
 3. 98년부터 육우는 젖소-임(미경산우), 젖소-수, 젖소-거세, 육용종, 교잡, 수
 입생우를 포함함
 4. 농협음성(서울)축산물공판장은 농협서울축산물공판장이 이전한 것임(2011.3.2.)
 5. 경락가격은 등외·결합 제외

- Note) 1. Yield grade : A=3, B=2, C=1
 2. Quality grade : 1⁺⁺ = 5, 1⁺ = 4, 1 = 3, 2 = 2, 3 = 1, Other grade
 is excluded
 3. From 1998, beef cattle included dairy heifers, male dairy and castrated
 dairy cattle, and crossbred cattle.
 4. Transferred to NACF Eumseong Slaughtering & Wholesale Center,
 NACF Seoul Slaughtering & Wholesale Center(2011.3.2.)
 5. The action price exclude extras and defects

• 육우 거세 (300~350kg) Beef cattle Castrated (300~350kg)

판정장소 : 농협음성(서울)축산물공판장

Place : NACF Eumseong(Seoul) Slaughtering & Wholesale Center

(단위 : 두, 원/kg, kg, mm, cm, No)

(unit : head, won/kg, kg, mm, cm, No)

연도	두수 head	경락가격 auction price	도체중량 carcass weight	등지방두께 backfat	등심면적 loin area	육량등급 yield grade	근내지방도 marbling	육색 meat color	지방색 fat color	성숙도 maturity	조식감 tenderness	육질등급 quality grade
2002	6,611	7,290	328.8	3.6	69.8	2.1	1.3	4.5	2.3	2.0	2.0	1.3
2003	4,602	6,518	330.4	3.8	70.1	2.0	1.4	4.4	2.1	2.0	2.0	1.3
2004	5,367	6,580	330.8	4.5	68.5	1.9	1.4	4.7	2.1	2.0	2.0	1.2
2005	4,693	8,448	330.9	4.4	67.6	2.0	1.6	4.7	2.3	2.0	2.0	1.4
2006	3,802	8,131	331.1	4.8	67.3	1.9	1.6	4.7	2.4	2.0	2.0	1.4
2007	2,754	7,756	331.4	4.6	66.3	1.9	1.6	4.7	2.5	2.0	2.0	1.4
2008	2,138	6,795	331.7	4.8	66.1	1.9	1.4	4.6	2.5	2.0	2.0	1.3
2009	1,674	7,653	332.0	4.4	66.6	1.9	1.5	4.6	2.4	2.0	2.0	1.3
2010	1,056	9,039	331.2	4.1	68.2	2.0	1.4	4.5	2.5	2.0	2.0	1.3
2011	777	6,717	330.0	4.4	67.5	2.0	1.5	4.8	2.3	2.0	2.0	1.3
2012	819	7,953	331.1	4.2	69.0	2.0	1.4	5.1	2.2	2.0	2.1	1.3
2013	456	6,888	330.1	4.0	67.1	1.9	1.3	4.9	2.3	2.0	2.1	1.2
2014	403	7,562	329.9	4.3	67.2	2.0	1.2	5.0	2.5	2.0	2.0	1.2
2015	177	8,994	329.0	4.2	66.3	2.0	1.2	4.8	2.4	2.0	2.0	1.1
2016	167	8,799	329.3	3.9	63.2	2.0	1.3	5.1	2.6	2.1	2.0	1.2
2017	256	7,237	328.5	4.2	61.8	1.9	1.2	5.1	2.6	2.0	2.0	1.2
2018	299	9,165	329.2	4.2	64.5	2.0	1.2	5.2	2.7	1.9	2.0	1.1
2019	153	8,863	328.6	4.1	64.1	2.0	1.3	5.4	2.8	2.0	2.0	1.2
2020	125	8,993	329.3	4.2	62.9	2.2	1.3	5.2	2.7	2.1	2.5	1.2
2021	62	10,300	330.8	4.6	63.4	2.1	1.4	5.2	2.6	2.1	2.5	1.3
2022	68	9,304	329.8	5.0	64.5	2.1	1.6	5.3	2.6	2.1	3.3	1.4
2023	85	7,621	328.0	3.6	63.6	2.1	1.3	5.4	2.6	2.2	3.3	1.1
2024	96	8,516	326.0	3.8	63.8	2.3	1.3	5.3	2.6	2.1	3.5	1.2

- 주) 1. 육량등급 : A등급=3, B등급=2, C등급=1
 2. 육질등급 : 1⁺⁺등급=5, 1⁺등급=4, 1등급=3, 2등급=2, 3등급=1, 등외등급 제외
 3. 98년부터 육우는 젖소-임(미경산우), 젖소-수, 젖소-거세, 육용종, 교잡, 수
 입생우를 포함함
 4. 농협음성(서울)축산물공판장은 농협서울축산물공판장이 이전한 것임(2011.3.2.)
 5. 경락가격은 등외·결합 제외

- Note) 1. Yield grade : A=3, B=2, C=1
 2. Quality grade : 1⁺⁺ = 5, 1⁺ = 4, 1 = 3, 2 = 2, 3 = 1, Other grade
 is excluded
 3. From 1998, beef cattle included dairy heifers, male dairy and castrated
 dairy cattle, and crossbred cattle.
 4. Transferred to NACF Eumseong Slaughtering & Wholesale Center,
 NACF Seoul Slaughtering & Wholesale Center(2011.3.2.)
 5. The action price exclude extras and defects

• 육우 거세 (350~400kg)
Beef cattle Castrated (350~400kg)

판정장소 : 농협음성(서울)축산물공판장

Place : NACF Eumseong(Seoul) Slaughtering & Wholesale Center

(단위 : 두, 원/kg, kg, mm, cm, No)

(unit : head, won/kg, kg, mm, cm, No)

연도	두수 head	경락가격 auction price	도체중량 carcass weight	등지방두께 backfat	등심면적 loin area	육량등급 yield grade	근내지방도 marbling	육색 meat color	지방색 fat color	성숙도 maturity	조식감 tenderness	육질등급 quality grade
2002	7,936	7,515	372.2	4.3	74.2	2.2	1.6	4.5	2.3	2.0	2.0	1.4
2003	9,772	6,941	375.1	4.8	74.3	2.0	1.7	4.4	2.1	2.0	2.0	1.5
2004	15,689	6,898	376.6	5.6	73.1	1.9	1.6	4.6	2.1	2.0	2.0	1.4
2005	11,826	9,189	375.9	5.3	71.8	2.0	2.0	4.6	2.3	2.0	1.9	1.6
2006	11,078	8,860	376.2	5.7	71.3	2.0	2.0	4.7	2.4	2.0	1.9	1.6
2007	9,152	8,437	377.6	5.3	70.6	2.0	1.9	4.7	2.5	2.0	2.0	1.6
2008	8,349	7,497	378.1	5.6	70.3	1.9	1.8	4.6	2.5	2.0	2.0	1.5
2009	7,031	8,513	378.4	5.0	70.9	2.0	1.8	4.6	2.4	2.0	2.0	1.5
2010	3,929	9,903	378.4	4.6	72.1	2.0	1.7	4.6	2.5	2.0	2.0	1.5
2011	2,830	7,303	378.5	5.5	72.5	2.0	1.8	4.8	2.3	2.0	2.0	1.6
2012	2,547	8,845	377.6	5.1	74.8	2.0	1.8	5.0	2.2	2.0	2.0	1.5
2013	1,264	7,906	377.2	4.7	73.3	2.0	1.7	5.0	2.3	2.0	2.0	1.5
2014	1,139	8,262	377.3	5.0	73.0	2.0	1.5	4.9	2.5	2.0	2.0	1.4
2015	469	10,158	378.4	5.1	73.0	2.0	1.5	5.0	2.5	2.0	2.0	1.3
2016	461	9,549	377.1	5.1	69.0	1.9	1.6	5.2	2.6	2.0	2.0	1.4
2017	831	8,034	379.0	5.0	69.2	1.9	1.7	5.1	2.6	2.0	2.0	1.5
2018	731	9,942	377.2	5.0	70.5	2.0	1.6	5.3	2.7	2.0	2.0	1.4
2019	547	9,636	377.9	5.3	71.2	1.9	1.6	5.3	2.7	2.1	2.0	1.4
2020	471	10,081	378.1	5.1	70.1	2.3	1.7	5.3	2.7	2.1	2.4	1.5
2021	279	11,089	378.0	5.3	69.2	2.2	1.8	5.3	2.7	2.1	2.6	1.5
2022	256	10,039	379.2	5.4	70.9	2.3	1.8	5.3	2.6	2.1	3.0	1.5
2023	207	8,631	378.6	4.9	69.8	2.2	1.8	5.4	2.7	2.2	3.1	1.5
2024	163	9,496	377.6	4.8	71.5	2.5	1.8	5.2	2.7	2.3	3.2	1.5

- 주) 1. 육량등급 : A등급=3, B등급=2, C등급=1
 2. 육질등급 : 1⁺⁺등급=5, 1⁺등급=4, 1등급=3, 2등급=2, 3등급=1, 등외등급 제외
 3. 98년부터 육우는 젓소-임(미경산우), 젓소-수, 젓소-거세, 육용종, 교잡, 수입생우를 포함함
 4. 농협음성(서울)축산물공판장은 농협서울축산물공판장이 이전한 것임(2011.3.2.)
 5. 경락가격은 등외·결합 제외

- Note) 1. Yield grade : A=3, B=2, C=1
 2. Quality grade : 1⁺⁺ = 5, 1⁺ = 4, 1 = 3, 2 = 2, 3 = 1, Other grade is excluded
 3. From 1998, beef cattle included dairy heifers, male dairy and castrated dairy cattle, and crossbred cattle.
 4. Transferred to NACF Eumseong Slaughtering & Wholesale Center, NACF Seoul Slaughtering & Wholesale Center(2011.3.2.)
 5. The action price exclude extras and defects

•육우 거세 (400~450kg)
Beef cattle Castrated (400~450kg)

판정장소 : 농협음성(서울)축산물공판장

Place : NACF Eumseong(Seoul) Slaughtering & Wholesale Center

(단위 : 두, 원/kg, kg, mm, cm, No)

(unit : head, won/kg, kg, mm, cm, No)

연도	두수 head	경락가격 auction price	도체중량 carcass weight	등지방두께 backfat	등심면적 loin area	육량등급 yield grade	근내지방도 marbling	육색 meat color	지방색 fat color	성숙도 maturity	조식감 tenderness	육질등급 quality grade
2002	2,398	7,489	417.3	5.2	78.3	2.1	1.9	4.5	2.3	2.0	2.0	1.6
2003	6,717	6,935	420.2	6.1	77.8	1.9	2.0	4.4	2.1	2.1	1.9	1.7
2004	12,923	6,992	420.5	6.7	77.1	1.9	2.0	4.6	2.1	2.2	1.9	1.6
2005	7,586	9,542	419.9	6.3	75.5	1.9	2.4	4.6	2.3	2.0	1.9	1.8
2006	8,185	9,266	420.6	6.5	75.0	1.9	2.3	4.7	2.5	2.0	1.9	1.8
2007	9,497	8,720	421.3	6.3	74.2	1.9	2.2	4.6	2.5	2.0	1.9	1.8
2008	10,047	7,720	422.7	6.6	73.8	1.8	2.2	4.6	2.5	2.0	1.9	1.8
2009	9,112	9,114	422.9	5.8	74.3	1.9	2.1	4.6	2.5	2.0	2.0	1.8
2010	5,733	10,362	423.9	5.3	75.8	2.0	2.0	4.6	2.5	2.0	2.0	1.7
2011	4,344	7,657	424.4	6.8	76.8	1.8	2.2	4.9	2.4	2.0	1.9	1.8
2012	2,732	9,366	422.3	6.3	79.6	1.9	2.2	5.0	2.2	2.0	2.0	1.8
2013	1,589	8,404	422.6	5.6	77.8	1.9	2.1	4.9	2.3	2.0	2.0	1.7
2014	1,491	8,739	424.1	5.8	77.3	1.8	1.9	4.9	2.5	2.0	2.0	1.6
2015	765	10,667	424.5	5.9	76.1	1.9	1.8	5.0	2.5	2.0	2.0	1.6
2016	753	9,909	424.7	6.0	74.1	1.8	1.9	5.0	2.6	2.0	2.0	1.6
2017	1,567	8,444	425.0	6.5	74.0	1.7	2.2	5.0	2.6	2.0	1.9	1.8
2018	913	10,559	423.9	6.3	76.0	1.8	2.1	5.3	2.8	2.1	1.9	1.7
2019	846	10,208	425.2	6.7	76.6	1.7	2.1	5.3	2.8	2.1	2.0	1.7
2020	856	10,824	424.5	6.8	75.9	2.1	2.2	5.2	2.7	2.1	2.3	1.8
2021	539	12,109	427.5	6.9	76.2	2.1	2.3	5.3	2.6	2.2	2.5	1.8
2022	520	11,178	426.2	6.8	77.6	2.2	2.5	5.2	2.6	2.1	2.9	2.0
2023	401	9,621	426.2	6.1	76.3	2.1	2.2	5.4	2.7	2.2	2.9	1.8
2024	289	10,679	426.6	6.0	76.2	2.2	2.6	5.2	2.8	2.3	3.0	2.0

- 주) 1. 육량등급 : A등급=3, B등급=2, C등급=1
 2. 육질등급 : 1⁺⁺등급=5, 1⁺등급=4, 1등급=3, 2등급=2, 3등급=1, 등외등급 제외
 3. 98년부터 육우는 젓소-임(미경산우), 젓소-수, 젓소-거세, 육용종, 교잡, 수입생우를 포함함
 4. 농협음성(서울)축산물공판장은 농협서울축산물공판장이 이전한 것임(2011.3.2.)
 5. 경락가격은 등외·결합 제외

- Note) 1. Yield grade : A=3, B=2, C=1
 2. Quality grade : 1⁺⁺ = 5, 1⁺ = 4, 1 = 3, 2 = 2, 3 = 1, Other grade is excluded
 3. From 1998, beef cattle included dairy heifers, male dairy and castrated dairy cattle, and crossbred cattle.
 4. Transferred to NACF Eumseong Slaughtering & Wholesale Center, NACF Seoul Slaughtering & Wholesale Center(2011.3.2.)
 5. The action price exclude extras and defects

• 육우 거세(450~500kg)
Beef cattle Castrated(450~500kg)

판정장소 : 농협음성(서울)축산물공판장

Place : NACF Eumseong(Seoul) Slaughtering & Wholesale Center

(단위 : 두, 원/kg, kg, mm, cm, No)

(unit : head, won/kg, kg, mm, cm, No)

연도	두수 head	경락가격 auction price	도체중량 carcass weight	등지방두께 backfat	등심면적 loin area	육량등급 yield grade	근내지방도 marbling	육색 meat color	지방색 fat color	성숙도 maturity	조식감 tenderness	육질등급 quality grade
2002	274	7,199	465.0	6.6	81.8	2.0	2.1	4.5	2.3	2.2	2.0	1.8
2003	1,335	6,639	466.3	8.1	81.9	1.7	2.3	4.4	2.2	2.2	1.9	1.9
2004	3,191	6,887	466.8	8.0	80.9	1.7	2.3	4.6	2.2	2.3	1.9	1.9
2005	1,486	9,609	466.1	7.4	78.9	1.8	2.8	4.7	2.3	2.1	1.8	2.1
2006	1,766	9,291	466.7	7.6	78.7	1.8	2.7	4.7	2.5	2.1	1.8	2.0
2007	2,881	8,748	467.1	7.4	77.5	1.8	2.6	4.6	2.6	2.1	1.8	2.0
2008	3,364	7,627	467.7	8.0	77.6	1.6	2.6	4.6	2.5	2.0	1.9	2.0
2009	2,978	9,440	467.7	6.8	77.7	1.8	2.5	4.6	2.5	2.0	1.9	2.0
2010	2,493	10,324	469.0	6.3	78.5	1.8	2.3	4.6	2.6	2.0	1.9	1.8
2011	2,443	7,861	470.2	8.0	80.6	1.7	2.6	4.9	2.4	2.0	1.9	2.0
2012	1,088	9,646	469.6	7.6	83.6	1.7	2.7	5.0	2.3	2.0	1.9	2.1
2013	678	8,636	469.7	6.8	82.0	1.7	2.5	4.9	2.3	2.0	1.9	2.0
2014	830	8,930	469.8	6.9	81.5	1.7	2.4	4.9	2.5	2.0	1.9	1.9
2015	523	10,811	470.0	7.0	80.9	1.7	2.2	4.9	2.5	2.0	1.9	1.8
2016	440	10,055	469.7	7.5	79.3	1.6	2.3	5.0	2.6	2.0	1.9	1.9
2017	1,098	8,572	471.2	8.1	78.6	1.5	2.5	5.0	2.6	2.0	1.9	2.0
2018	518	10,879	470.1	7.5	80.9	1.6	2.4	5.3	2.8	2.1	1.9	1.9
2019	444	10,472	469.6	8.1	82.1	1.5	2.7	5.3	2.8	2.2	1.9	2.1
2020	605	11,245	471.2	8.3	81.4	1.8	2.7	5.2	2.7	2.1	2.2	2.1
2021	480	12,447	473.2	8.7	80.9	1.8	2.7	5.3	2.6	2.1	2.5	2.1
2022	647	11,523	473.0	8.4	82.7	1.9	2.9	5.3	2.6	2.2	2.8	2.2
2023	386	10,250	472.5	7.9	81.5	1.8	2.8	5.2	2.7	2.3	2.7	2.2
2024	270	10,870	473.2	7.4	81.3	1.9	2.7	5.2	2.8	2.4	3.0	2.1

- 주) 1. 육량등급 : A등급=3, B등급=2, C등급=1
 2. 육질등급 : 1⁺⁺등급=5, 1⁺등급=4, 1등급=3, 2등급=2, 3등급=1, 등외등급 제외
 3. 98년부터 육우는 젖소-임(미경산우), 젖소-수, 젖소-거세, 육용종, 교잡, 수입생우를 포함함
 4. 농협음성(서울)축산물공판장은 농협서울축산물공판장이 이전한 것임(2011.3.2.)
 5. 경락가격은 등외·결합 제외

- Note) 1. Yield grade : A=3, B=2, C=1
 2. Quality grade : 1⁺⁺ = 5, 1⁺ = 4, 1 = 3, 2 = 2, 3 = 1, Other grade is excluded
 3. From 1998, beef cattle included dairy heifers, male dairy and castrated dairy cattle, and crossbred cattle.
 4. Transferred to NACF Eumseong Slaughtering & Wholesale Center, NACF Seoul Slaughtering & Wholesale Center(2011.3.2.)
 5. The action price exclude extras and defects

•육우 거세(500kg이상)
Beef cattle Castrated(500kg and over)

판정장소 : 농협서울(음성)축산물공판장

Place : NACF Seoul(Eumseong) Slaughtering & Wholesale Center

(단위 : 두, 원/kg, kg, mm, cm, No)

(unit : head, won/kg, kg, mm, cm, No)

연도	두수 head	경락가격 auction price	도체중량 carcass weight	등지방두께 backfat	등심면적 loin area	육량등급 yield grade	근내지방도 marbling	육색 meat color	지방색 fat color	성숙도 maturity	조식감 tenderness	육질등급 quality grade
2002	19	6,868	519.7	8.3	86.7	1.6	2.7	4.5	2.3	2.2	2.0	2.1
2003	160	5,621	522.8	14.2	87.2	1.4	2.3	4.5	2.3	2.4	1.9	1.9
2004	389	6,651	518.8	9.9	85.9	1.6	2.7	4.7	2.2	2.5	1.8	2.0
2005	172	8,868	536.6	14.5	85.5	1.5	3.3	4.7	2.5	2.6	1.7	2.4
2006	174	9,108	518.3	8.6	82.5	1.6	3.0	4.7	2.5	2.2	1.7	2.2
2007	318	8,688	519.2	8.6	82.4	1.6	3.0	4.6	2.6	2.1	1.8	2.2
2008	503	7,423	521.1	9.4	82.3	1.4	3.0	4.6	2.6	2.1	1.8	2.3
2009	464	9,343	520.6	8.4	82.1	1.5	2.9	4.6	2.5	2.2	1.9	2.2
2010	492	9,868	522.0	7.9	82.4	1.5	2.6	4.6	2.7	2.2	1.9	2.1
2011	613	7,808	524.3	10.2	85.1	1.4	3.1	4.9	2.5	2.1	1.8	2.3
2012	251	9,872	520.2	8.7	86.9	1.6	3.4	4.9	2.3	2.0	1.8	2.4
2013	175	8,588	523.1	8.2	86.9	1.5	2.8	4.9	2.3	2.1	1.8	2.2
2014	233	8,452	527.4	8.7	85.9	1.4	2.7	4.9	2.5	2.0	1.9	2.1
2015	154	10,287	525.0	9.6	83.6	1.3	2.4	5.0	2.5	2.1	1.9	1.9
2016	206	9,662	529.2	10.4	84.0	1.3	2.7	5.1	2.6	2.2	1.8	2.1
2017	411	8,391	527.8	10.3	82.2	1.2	2.8	5.0	2.7	2.1	1.9	2.1
2018	193	11,004	528.5	9.9	86.1	1.2	3.2	5.2	2.9	2.3	1.8	2.3
2019	150	10,244	526.0	10.2	87.7	1.3	3.0	5.2	2.9	2.3	1.9	2.2
2020	227	11,288	528.7	10.6	86.6	1.4	3.2	5.1	2.7	2.2	2.1	2.4
2021	235	12,458	530.1	10.2	86.0	1.4	3.0	5.1	2.6	2.3	2.4	2.3
2022	324	11,674	528.7	9.8	88.0	1.6	3.4	5.2	2.6	2.2	2.7	2.5
2023	255	10,113	535.9	10.8	86.4	1.4	3.3	5.3	2.7	2.2	2.6	2.5
2024	94	10,943	523.8	8.8	85.6	1.6	3.4	5.2	2.9	2.4	2.8	2.5

- 주) 1. 육량등급 : A등급=3, B등급=2, C등급=1
 2. 육질등급 : 1⁺⁺등급=5, 1⁺등급=4, 1등급=3, 2등급=2, 3등급=1, 등외등급 제외
 3. 98년부터 육우는 젖소-임(미경산우), 젖소-수, 젖소-거세, 육용종, 교잡, 수입생우를 포함함
 4. 농협음성(서울)축산물공판장은 농협서울축산물공판장이 이전한 것임(2011.3.2.)
 5. 경락가격은 등외·결합 제외

- Note) 1. Yield grade : A=3, B=2, C=1
 2. Quality grade : 1⁺⁺ = 5, 1⁺ = 4, 1 = 3, 2 = 2, 3 = 1, Other grade is excluded
 3. From 1998, beef cattle included dairy heifers, male dairy and castrated dairy cattle, and crossbred cattle.
 4. Transferred to NACF Eumseong Slaughtering & Wholesale Center, NACF Seoul Slaughtering & Wholesale Center(2011.3.2.)
 5. The action price exclude extras and defects

사. 품종별 성별 도체중량대별 성적

1) 소 전체

Cattle Total

판정장소 : 전국

Place : the whole country

(단위 : 두, 원/kg, kg, mm, cm², No)(unit : head, won/kg, kg, mm, cm², No)

구분	도체중량구간	두수 (두)	경락가격 (원/kg)	도체중량 (kg)	등지방두께 (mm)	등심단면적 (cm ²)	근내지방도 (No.)	육질등급	육량등급
전체	300kg 미만	86,992	10,209	263.6	6.9	64.0	2.5	1.8	2.1
	300kg~350kg	143,063	12,953	328.0	10.1	78.8	3.9	2.6	2.3
	350kg~400kg	232,281	14,635	375.4	11.7	86.3	4.6	3.0	2.2
	400kg~450kg	255,003	16,070	424.4	12.2	91.9	5.3	3.5	2.1
	450kg~500kg	221,671	17,238	473.0	12.7	97.1	5.9	3.8	2.0
	500kg 이상	169,183	18,145	537.9	14.0	105.1	6.5	4.1	1.9
	계	1,108,193	15,841	420.1	11.9	90.6	5.1	3.3	2.1
한우	300kg 미만	57,291	10,741	263.7	7.4	66.4	2.7	1.9	2.1
	300kg~350kg	124,426	13,565	328.1	10.7	80.7	4.1	2.7	2.4
	350kg~400kg	211,228	15,289	375.4	12.3	88.1	4.9	3.2	2.2
	400kg~450kg	231,668	16,762	424.4	12.9	93.8	5.6	3.6	2.1
	450kg~500kg	204,212	17,793	473.1	13.2	98.9	6.2	4.0	2.0
	500kg 이상	161,587	18,460	538.4	14.3	106.2	6.7	4.2	1.9
	계	990,412	16,482	421.5	12.5	92.5	5.4	3.5	2.1
젖소	300kg 미만	25,007	6,209	269.1	3.6	45.8	1.0	1.0	1.5
	300kg~350kg	12,944	6,640	325.6	3.8	56.3	1.0	1.0	1.6
	350kg~400kg	8,438	6,899	373.0	4.2	64.8	1.1	1.0	1.8
	400kg~450kg	4,113	7,107	420.7	5.0	72.8	1.2	1.1	1.8
	450kg~500kg	1,189	7,124	468.5	6.0	79.2	1.4	1.1	1.6
	500kg 이상	214	7,098	521.5	7.4	83.9	1.8	1.4	1.4
	계	51,905	6,781	354.6	4.2	61.1	1.1	1.0	1.7
육우	300kg 미만	4,694	7,458	257.8	3.4	49.9	1.0	1.0	1.8
	300kg~350kg	5,693	8,875	327.7	4.2	61.1	1.3	1.2	2.2
	350kg~400kg	12,615	9,938	377.5	5.1	67.4	1.7	1.5	2.2
	400kg~450kg	19,222	10,619	425.2	6.0	72.3	2.1	1.8	2.0
	450kg~500kg	16,270	10,975	472.1	7.1	76.6	2.6	2.1	1.7
	500kg 이상	7,382	10,797	528.7	8.3	81.8	2.8	2.2	1.5
	계	65,876	10,253	420.2	6.0	71.1	2.1	1.7	1.9

주) 1. 육질 등급을 수치로 환산하여 계산(1**등급=5, 1*등급=4, 1등급=3, 2등급=2, 3등급=1)

2. 육량 등급을 수치로 환산하여 계산(A등급=3, B등급=2, C등급=1)

3. 경락가격 평균은 결함 및 등외등급 제외이며, 도체중량, 등지방두께, 등심단면적, 근내지방도, 육질등급, 육량등급은 등의 제외

2) 한우

Hanwoo cattle(Korean native cattle) Total

판정장소 : 전국

Place : the whole country

(단위 : 두, 원/kg, kg, mm, cm², No)(unit : head, won/kg, kg, mm, cm², No)

구분	도체중량구간	두수 (두)	경락가격 (원/kg)	도체중량 (kg)	등지방두께 (mm)	등심단면적 (cm ²)	근내지방도 (No.)	육질등급	육량등급
전체	300kg 미만	57,291	10,741	263.7	7.4	66.4	2.7	1.9	2.1
	300kg~350kg	124,426	13,565	328.1	10.7	80.7	4.1	2.7	2.4
	350kg~400kg	211,228	15,289	375.4	12.3	88.1	4.9	3.2	2.2
	400kg~450kg	231,668	16,762	424.4	12.9	93.8	5.6	3.6	2.1
	450kg~500kg	204,212	17,793	473.1	13.2	98.9	6.2	4.0	2.0
	500kg 이상	161,587	18,460	538.4	14.3	106.2	6.7	4.2	1.9
	전체	990,412	16,482	421.5	12.5	92.5	5.4	3.5	2.1
암	300kg 미만	51,918	10,743	264.8	7.6	67.0	2.7	1.9	2.1
	300kg~350kg	115,562	13,505	328.0	10.9	81.1	4.1	2.7	2.4
	350kg~400kg	170,596	14,973	374.2	13.0	88.7	4.9	3.1	2.1
	400kg~450kg	108,601	15,804	420.7	14.9	95.2	5.3	3.4	1.9
	450kg~500kg	33,287	16,188	468.4	16.6	100.9	5.7	3.6	1.7
	500kg 이상	7,346	16,175	524.6	17.9	106.5	6.0	3.8	1.5
	전체	487,310	14,607	371.0	12.7	87.2	4.6	3.0	2.1
수	300kg미만	501	7,825	234.2	2.7	57.4	1.1	1.1	1.9
	300kg~350kg	299	8,887	327.4	3.1	74.4	1.1	1.1	2.5
	350kg~400kg	713	9,434	376.9	4.1	83.3	1.3	1.2	2.4
	400kg~450kg	1,071	9,835	425.0	4.6	91.1	1.4	1.3	2.4
	450kg~500kg	1,100	10,082	473.1	5.0	97.3	1.4	1.3	2.3
	500kg이상	1,294	9,978	557.6	6.0	107.8	1.5	1.4	2.2
	전체	4,978	9,660	443.3	4.8	92.2	1.4	1.3	2.3
거세	300kg미만	4,872	10,960	254.0	4.7	60.4	2.7	2.0	2.0
	300kg~350kg	8,565	14,410	329.9	7.1	76.5	4.3	2.9	2.5
	350kg~400kg	39,919	16,492	380.4	9.3	85.7	5.2	3.5	2.6
	400kg~450kg	121,996	17,566	427.7	11.1	92.6	5.9	3.8	2.3
	450kg~500kg	169,825	18,121	474.1	12.6	98.5	6.3	4.1	2.1
	500kg이상	152,947	18,615	538.8	14.2	106.2	6.7	4.3	1.9
	전체	498,124	17,963	470.6	12.3	97.6	6.2	4.0	2.1

주) 1. 육질 등급을 수치로 환산하여 계산(1**등급=5, 1*등급=4, 1등급=3, 2등급=2, 3등급=1)

2. 육량 등급을 수치로 환산하여 계산(A등급=3, B등급=2, C등급=1)

3. 경락가격 평균은 결함 및 등의등급 제외이며, 도체중량, 등지방두께, 등심단면적, 근내지방도, 육질등급, 육량등급은 등의 제외

3) 육우

Beef cattle

판정장소 : 전국

Place : the whole country

(단위 : 두, 원/kg, kg, mm, cm², No)(unit : head, won/kg, kg, mm, cm², No)

구분	도체중량구간	두수 (두)	경락가격 (원/kg)	도체중량 (kg)	등지방두께 (mm)	등심단면적 (cm ²)	근내지방도 (No.)	육질등급	육량등급
전체	300kg 미만	4,694	7,458	257.8	3.4	49.9	1.0	1.0	1.8
	300kg~350kg	5,693	8,875	327.7	4.2	61.1	1.3	1.2	2.2
	350kg~400kg	12,615	9,938	377.5	5.1	67.4	1.7	1.5	2.2
	400kg~450kg	19,222	10,619	425.2	6.0	72.3	2.1	1.8	2.0
	450kg~500kg	16,270	10,975	472.1	7.1	76.6	2.6	2.1	1.7
	500kg 이상	7,382	10,797	528.7	8.3	81.8	2.8	2.2	1.5
	전체	65,876	10,253	420.2	6.0	71.1	2.1	1.7	1.9
암	300kg미만	2,649	7,226	254.1	3.6	50.8	1.1	1.0	1.8
	300kg~350kg	2,019	8,391	324.6	4.5	64.0	1.3	1.2	2.2
	350kg~400kg	1,971	9,313	373.2	5.9	72.3	1.8	1.6	2.1
	400kg~450kg	1,354	9,837	421.8	7.6	78.8	2.2	1.8	1.8
	450kg~500kg	604	9,994	469.9	9.1	82.9	2.5	2.0	1.5
	500kg이상	191	9,931	526.5	11.2	88.2	2.8	2.2	1.3
	전체	8,788	8,860	347.4	5.6	66.6	1.6	1.4	1.9
수	300kg 미만	228	6,568	245.7	2.2	55.0	1.0	1.0	1.1
	300kg~350kg	121	7,215	323.5	2.1	65.4	1.0	1.0	1.5
	350kg~400kg	156	7,419	374.6	2.4	72.1	1.0	1.0	1.9
	400kg~450kg	177	7,522	427.9	2.7	79.1	1.0	1.0	2.2
	450kg~500kg	177	7,565	474.3	3.0	82.5	1.0	1.0	2.4
	500kg이상	384	7,303	566.6	3.4	93.2	1.0	1.0	2.7
	전체	1,243	7,347	431.7	2.8	77.9	1.0	1.0	2.1
거세	300kg 미만	1,817	7,791	264.3	3.3	48.1	1.0	1.0	1.8
	300kg~350kg	3,553	9,163	329.6	4.0	59.2	1.3	1.2	2.2
	350kg~400kg	10,488	10,083	378.3	4.9	66.4	1.7	1.5	2.2
	400kg~450kg	17,691	10,721	425.4	5.9	71.8	2.1	1.8	2.0
	450kg~500kg	15,489	11,082	472.2	7.0	76.2	2.6	2.1	1.7
	500kg 이상	6,807	11,161	526.7	8.4	81.0	2.9	2.3	1.4
	전체	55,845	10,554	430.9	6.1	71.6	2.2	1.8	1.9

주) 1. 육질 등급을 수치로 환산하여 계산(1**등급=5, 1*등급=4, 1등급=3, 2등급=2, 3등급=1)

2. 육량 등급을 수치로 환산하여 계산(A등급=3, B등급=2, C등급=1)

3. 경락가격 평균은 결함 및 등의등급 제외이며, 도체중량, 등지방두께, 등심단면적, 근내지방도, 육질등급, 육량등급은 등의 제외

4) 소 전체
Cattle Total

판정장소 : 도매시장

Place : Wholesale Center

(단위 : 두, 원/kg, kg, mm, cm², No)(unit : head, won/kg, kg, mm, cm², No)

구분	도체중량구간	두수 (두)	경락가격 (원/kg)	도체중량 (kg)	등지방두께 (mm)	등심단면적 (cm ²)	근내지방도 (No.)	육질등급	육량등급
전체	300kg 미만	70,713	10,209	262.5	6.7	63.5	2.3	1.7	2.1
	300kg~350kg	108,628	12,953	327.6	9.9	78.6	3.7	2.4	2.4
	350kg~400kg	173,271	14,635	375.6	11.6	86.4	4.5	3.0	2.2
	400kg~450kg	196,450	16,070	424.6	12.2	92.0	5.2	3.4	2.1
	450kg~500kg	172,321	17,238	473.0	12.8	97.5	5.9	3.8	2.0
	500kg 이상	132,314	18,145	538.3	14.0	105.9	6.5	4.1	1.9
	전체	853,697	15,841	419.6	11.8	90.6	5.0	3.3	2.1
한우	300kg 미만	49,708	10,741	262.4	7.2	66.0	2.5	1.8	2.1
	300kg~350kg	94,417	13,565	327.8	10.6	80.9	4.0	2.6	2.4
	350kg~400kg	155,515	15,289	375.5	12.3	88.5	4.8	3.1	2.2
	400kg~450kg	176,373	16,762	424.6	12.9	94.2	5.6	3.6	2.1
	450kg~500kg	158,576	17,793	473.2	13.2	99.3	6.2	4.0	2.0
	500kg 이상	126,922	18,460	538.7	14.3	106.8	6.7	4.2	1.9
	전체	761,511	16,482	421.5	12.4	92.8	5.3	3.5	2.1
젓소	300kg 미만	16,728	6,209	268.6	3.5	45.4	1.0	1.0	1.5
	300kg~350kg	8,791	6,640	325.2	3.7	56.0	1.0	1.0	1.7
	350kg~400kg	5,804	6,899	372.9	4.1	64.7	1.1	1.0	1.8
	400kg~450kg	2,913	7,107	420.8	5.0	72.9	1.2	1.1	1.9
	450kg~500kg	867	7,124	468.8	6.1	79.3	1.4	1.1	1.7
	500kg 이상	138	7,098	521.3	7.4	84.7	1.9	1.4	1.5
	전체	35,241	6,781	351.6	4.1	60.5	1.1	1.0	1.7
육우	300kg 미만	4,277	7,458	258.8	3.4	49.7	1.0	1.0	1.8
	300kg~350kg	5,420	8,875	327.7	4.1	60.8	1.3	1.2	2.2
	350kg~400kg	11,952	9,938	377.3	5.0	67.3	1.7	1.5	2.2
	400kg~450kg	17,164	10,619	424.8	6.0	72.3	2.1	1.8	2.0
	450kg~500kg	12,878	10,975	471.5	7.2	76.8	2.6	2.0	1.7
	500kg 이상	5,254	10,797	529.2	8.5	82.9	2.8	2.2	1.5
	전체	56,945	10,253	414.4	5.9	70.6	2.0	1.7	1.9

주) 1. 육질 등급을 수치로 환산하여 계산(1**등급=5, 1*등급=4, 1등급=3, 2등급=2, 3등급=1)

2. 육량 등급을 수치로 환산하여 계산(A등급=3, B등급=2, C등급=1)

3. 경락가격 평균은 결함 및 등의등급 제외이며, 도체중량, 등지방두께, 등심단면적, 근내지방도, 육질등급, 육량등급은 등의 제외

5) 한우

Hanwoo cattle(Korean native cattle) Total

판정장소 : 도매시장

Place : Wholesale Center

(단위 : 두, 원/kg, kg, mm, cm², No.)(unit : head, won/kg, kg, mm, cm², No.)

구분	도체중량구간	두수 (두)	경락가격 (원/kg)	도체중량 (kg)	등지방두께 (mm)	등심단면적 (cm ²)	근내지방도 (No.)	육질등급	육량등급
전체	300kg 미만	49,708	10,741	262.4	7.2	66.0	2.5	1.8	2.1
	300kg~350kg	94,417	13,565	327.8	10.6	80.9	4.0	2.6	2.4
	350kg~400kg	155,515	15,289	375.5	12.3	88.5	4.8	3.1	2.2
	400kg~450kg	176,373	16,762	424.6	12.9	94.2	5.6	3.6	2.1
	450kg~500kg	158,576	17,793	473.2	13.2	99.3	6.2	4.0	2.0
	500kg 이상	126,922	18,460	538.7	14.3	106.8	6.7	4.2	1.9
	전체	761,511	16,482	421.5	12.4	92.8	5.3	3.5	2.1
암	300kg 미만	45,010	10,743	263.4	7.5	66.5	2.5	1.8	2.1
	300kg~350kg	86,854	13,505	327.6	10.9	81.3	3.9	2.6	2.4
	350kg~400kg	121,509	14,973	374.2	13.2	89.3	4.7	3.0	2.1
	400kg~450kg	77,252	15,804	420.9	15.1	96.0	5.3	3.4	1.9
	450kg~500kg	23,917	16,188	468.5	16.9	101.9	5.7	3.6	1.7
	500kg 이상	5,239	16,175	524.8	18.2	107.7	6.0	3.7	1.5
	전체	359,781	14,607	368.1	12.7	87.2	4.5	2.9	2.1
수	300kg 미만	436	7,825	231.7	2.6	56.6	1.1	1.1	1.9
	300kg~350kg	221	8,887	326.0	2.9	73.8	1.1	1.1	2.5
	350kg~400kg	396	9,434	375.0	3.4	82.5	1.2	1.1	2.6
	400kg~450kg	572	9,835	425.3	4.0	91.1	1.3	1.2	2.6
	450kg~500kg	581	10,082	473.2	4.4	97.9	1.3	1.2	2.5
	500kg 이상	717	9,978	560.3	5.5	109.0	1.5	1.3	2.3
	전체	2,923	9,660	432.6	4.1	90.5	1.3	1.2	2.4
거세	300kg 미만	4,262	10,960	253.5	4.6	60.3	2.7	2.0	2.0
	300kg~350kg	7,342	14,410	329.9	7.1	76.7	4.2	2.9	2.5
	350kg~400kg	33,610	16,492	380.3	9.3	85.9	5.2	3.5	2.6
	400kg~450kg	98,549	17,566	427.6	11.2	92.8	5.8	3.8	2.3
	450kg~500kg	134,078	18,121	474.0	12.6	98.9	6.3	4.0	2.1
	500kg 이상	120,966	18,615	539.2	14.1	106.8	6.7	4.3	1.9
	전체	398,807	17,963	469.5	12.3	97.9	6.1	4.0	2.1

주) 1. 육질 등급을 수치로 환산하여 계산(1**등급=5, 1*등급=4, 1등급=3, 2등급=2, 3등급=1)

2. 육량 등급을 수치로 환산하여 계산(A등급=3, B등급=2, C등급=1)

3. 경락가격 평균은 결함 및 등의등급 제외이며, 도체중량, 등지방두께, 등심단면적, 근내지방도, 육질등급, 육량등급은 등의 제외

6) 육우

Beef cattle

판정장소 : 도매시장

Place : Wholesale Center

(단위 : 두, 원/kg, kg, mm, cm², No)(unit : head, won/kg, kg, mm, cm², No)

구분	도체중량구간	두수 (두)	경락가격 (원/kg)	도체중량 (kg)	등지방두께 (mm)	등심단면적 (cm ²)	근내지방도 (No.)	육질등급	육량등급
전체	300kg 미만	4,277	7,458	258.8	3.4	49.7	1.0	1.0	1.8
	300kg~350kg	5,420	8,875	327.7	4.1	60.8	1.3	1.2	2.2
	350kg~400kg	11,952	9,938	377.3	5.0	67.3	1.7	1.5	2.2
	400kg~450kg	17,164	10,619	424.8	6.0	72.3	2.1	1.8	2.0
	450kg~500kg	12,878	10,975	471.5	7.2	76.8	2.6	2.0	1.7
	500kg 이상	5,254	10,797	529.2	8.5	82.9	2.8	2.2	1.5
	전체	56,945	10,253	414.4	5.9	70.6	2.0	1.7	1.9
암	300kg 미만	2,348	7,226	254.8	3.6	50.5	1.0	1.0	1.8
	300kg~350kg	1,860	8,391	324.6	4.4	63.7	1.3	1.2	2.2
	350kg~400kg	1,797	9,313	373.1	5.8	71.9	1.8	1.5	2.1
	400kg~450kg	1,232	9,837	421.8	7.6	78.4	2.2	1.8	1.8
	450kg~500kg	521	9,994	470.1	9.0	82.6	2.4	1.9	1.5
	500kg 이상	178	9,931	525.7	11.2	88.2	2.8	2.2	1.3
	전체	7,936	8,860	347.2	5.5	66.3	1.6	1.4	1.9
수	300kg 미만	200	6,568	246.5	2.2	55.2	1.0	1.0	1.1
	300kg~350kg	102	7,215	322.9	2.0	64.9	1.0	1.0	1.5
	350kg~400kg	137	7,419	375.3	2.3	72.0	1.0	1.0	2.0
	400kg~450kg	163	7,522	428.0	2.6	78.9	1.0	1.0	2.2
	450kg~500kg	168	7,565	474.3	2.9	82.2	1.0	1.0	2.4
	500kg 이상	367	7,303	566.5	3.4	93.2	1.0	1.0	2.7
	전체	1,137	7,347	435.6	2.7	78.2	1.0	1.0	2.1
거세	300kg 미만	1,729	7,791	265.2	3.2	48.0	1.0	1.0	1.8
	300kg~350kg	3,458	9,163	329.6	4.0	59.2	1.3	1.2	2.2
	350kg~400kg	10,018	10,083	378.1	4.9	66.4	1.7	1.5	2.2
	400kg~450kg	15,769	10,721	425.0	5.9	71.7	2.1	1.8	2.0
	450kg~500kg	12,189	11,082	471.6	7.2	76.5	2.6	2.1	1.7
	500kg 이상	4,709	11,161	526.4	8.8	81.9	2.9	2.3	1.5
	전체	47,872	10,554	424.7	6.1	71.1	2.1	1.8	1.9

주) 1. 육질 등급을 수치로 환산하여 계산(1**등급=5, 1*등급=4, 1등급=3, 2등급=2, 3등급=1)

2. 육량 등급을 수치로 환산하여 계산(A등급=3, B등급=2, C등급=1)

3. 경락가격 평균은 결함 및 등의등급 제외이며, 도체중량, 등지방두께, 등심단면적, 근내지방도, 육질등급, 육량등급은 등의 제외

7) 소 전체

Cattle Total

판정장소 : 농협음성(서울)축산물공판장

Place : NACF Eumseong(Seoul) Slaughtering & Wholesale Center

(단위 : 두, 원/kg, kg, mm, cm², No)(unit : head, won/kg, kg, mm, cm², No)

구분	도체중량구간	두수 (두)	경락가격 (원/kg)	생체중량 (kg)	도체중량 (kg)	등지방두께 (mm)	등심단면적 (cm ²)	근내지방도 (No.)	육질등급	육량등급
전체	300kg 미만	5,357	11,591	497.2	270.9	7.2	71.7	3.2	2.1	2.2
	300kg~350kg	13,605	14,160	585.3	328.6	10.4	84.0	4.4	2.8	2.5
	350kg~400kg	27,689	15,812	651.5	376.4	11.9	91.3	5.2	3.4	2.4
	400kg~450kg	39,116	17,250	722.7	425.5	12.5	96.8	6.0	3.8	2.3
	450kg~500kg	41,565	18,252	792.3	473.8	13.0	102.2	6.6	4.2	2.2
	500kg 이상	37,879	19,009	887.7	540.2	14.3	109.9	7.1	4.4	2.0
	전체	165,211	17,527	750.7	443.7	12.6	98.5	6.1	3.8	2.2
한우	300kg 미만	4,541	11,817	494.6	270.9	7.5	72.5	3.3	2.2	2.2
	300kg~350kg	13,060	14,314	583.7	328.7	10.5	84.5	4.4	2.9	2.5
	350kg~400kg	27,164	15,942	650.0	376.5	12.1	91.6	5.3	3.4	2.4
	400kg~450kg	38,615	17,341	722.1	425.6	12.6	97.0	6.1	3.9	2.3
	450kg~500kg	41,246	18,307	791.9	473.8	13.1	102.3	6.6	4.2	2.2
	500kg 이상	37,756	19,033	887.4	540.3	14.3	110.0	7.1	4.4	2.0
	전체	162,382	17,613	751.1	444.3	12.7	98.8	6.1	3.9	2.2
젓소	300kg 미만	611	6,473	579.8	276.0	2.6	53.3	1.1	1.1	1.8
	300kg~350kg	328	6,489	678.3	326.8	3.0	62.9	1.1	1.0	1.9
	350kg~400kg	277	6,541	756.4	373.0	3.6	71.3	1.2	1.1	2.1
	400kg~450kg	143	6,644	817.3	421.0	5.3	79.3	1.5	1.1	2.0
	450kg~500kg	25	6,574	910.7	465.8	5.1	86.7	1.4	1.2	2.0
	500kg 이상	6	6,488	1,039.0	519.8	5.8	88.5	2.0	1.3	1.7
	전체	1,390	6,560	736.1	372.7	3.9	70.9	1.2	1.1	2.0
육우	300kg 미만	205	7,342	506.5	270.6	2.8	57.4	1.1	1.1	2.0
	300kg~350kg	217	8,140	613.7	324.2	4.0	64.3	1.3	1.2	2.3
	350kg~400kg	248	9,211	680.6	375.3	5.0	72.6	1.9	1.6	2.4
	400kg~450kg	358	10,379	761.2	425.6	6.4	77.2	2.7	2.1	2.1
	450kg~500kg	294	10,670	832.1	473.3	7.5	81.6	2.7	2.1	1.8
	500kg 이상	117	10,310	939.1	528.1	8.9	86.3	3.1	2.3	1.6
	전체	1,439	9,669	719.4	400.5	5.8	73.6	2.2	1.8	2.1

주) 1. 육질 등급을 수치로 환산하여 계산(1**등급=5, 1*등급=4, 1등급=3, 2등급=2, 3등급=1)

2. 육량 등급을 수치로 환산하여 계산(A등급=3, B등급=2, C등급=1)

3. 경락가격 평균은 결함 및 등의등급 제외이며, 도체중량, 등지방두께, 등심단면적, 근내지방도, 육질등급, 육량등급은 등의 제외

8) 한우

Hanwoo cattle(Korean native cattle) Total

판정장소 : 농협음성(서울)축산물공판장

Place : NACF Eumseong(Seoul) Slaughtering & Wholesale Center

(단위 : 두, 원/kg, kg, mm, cm², No)(unit : head, won/kg, kg, mm, cm², No)

구분	도체중량구간	두수 (두)	경락가격 (원/kg)	생체중량 (kg)	도체중량 (kg)	등지방두께 (mm)	등심단면적 (cm ²)	근내지방도 (No.)	육질등급	육량등급
전체	300kg 미만	4,541	11,817	494.6	270.9	7.5	72.5	3.3	2.2	2.2
	300kg~350kg	13,060	14,314	583.7	328.7	10.5	84.5	4.4	2.9	2.5
	350kg~400kg	27,164	15,942	650.0	376.5	12.1	91.6	5.3	3.4	2.4
	400kg~450kg	38,615	17,341	722.1	425.6	12.6	97.0	6.1	3.9	2.3
	450kg~500kg	41,246	18,307	791.9	473.8	13.1	102.3	6.6	4.2	2.2
	500kg 이상	37,756	19,033	887.4	540.3	14.3	110.0	7.1	4.4	2.0
	전체	162,382	17,613	751.1	444.3	12.7	98.8	6.1	3.9	2.2
암	300kg 미만	4,047	11,761	498.4	271.7	7.8	73.1	3.2	2.1	2.2
	300kg~350kg	11,643	14,222	583.5	328.5	11.0	84.9	4.4	2.8	2.5
	350kg~400kg	18,894	15,493	646.7	374.5	13.2	92.7	5.2	3.3	2.2
	400kg~450kg	12,864	16,077	711.6	421.2	15.5	99.3	5.7	3.6	2.0
	450kg~500kg	4,202	16,373	779.9	468.9	17.2	105.2	6.1	3.8	1.7
	500kg 이상	1,024	16,382	864.1	524.8	18.9	110.8	6.5	3.9	1.5
	전체	52,674	15,324	652.1	378.5	13.3	92.5	5.1	3.2	2.2
수	300kg 미만	19	7,768	443.0	225.9	3.2	59.2	1.3	1.1	1.8
	300kg~350kg	11	9,603	563.0	322.6	2.9	72.7	1.2	1.1	2.6
	350kg~400kg	43	9,613	663.2	373.4	3.3	85.5	1.1	1.1	2.7
	400kg~450kg	45	10,525	695.0	424.1	4.2	94.2	1.6	1.4	2.7
	450kg~500kg	42	10,389	782.8	471.4	4.8	100.7	1.5	1.3	2.5
	500kg 이상	79	10,679	942.8	559.5	6.1	114.3	1.6	1.4	2.3
	전체	239	10,313	761.1	451.7	4.6	97.3	1.4	1.3	2.5
거세	300kg 미만	475	12,474	468.4	265.6	4.9	68.2	3.8	2.6	2.1
	300kg~350kg	1,406	15,130	585.3	331.0	7.2	80.5	4.8	3.2	2.7
	350kg~400kg	8,227	16,996	658.0	381.0	9.4	89.2	5.6	3.7	2.7
	400kg~450kg	25,706	17,976	727.1	427.7	11.2	95.8	6.2	4.0	2.4
	450kg~500kg	37,002	18,533	793.2	474.3	12.6	102.0	6.7	4.2	2.2
	500kg 이상	36,653	19,124	887.9	540.7	14.2	110.0	7.1	4.4	2.0
	전체	109,469	18,504	796.9	475.9	12.5	101.8	6.6	4.2	2.2

주) 1. 육질 등급을 수치로 환산하여 계산(1**등급=5, 1*등급=4, 1등급=3, 2등급=2, 3등급=1)

2. 육량 등급을 수치로 환산하여 계산(A등급=3, B등급=2, C등급=1)

3. 경락가격 평균은 결함 및 등의등급 제외이며, 도체중량, 등지방두께, 등심단면적, 근내지방도, 육질등급, 육량등급은 등의 제외

9) 육우

Beef cattle Total

판정장소 : 농협음성(서울)축산물공판장

Place : NACF Eumseong(Seoul) Slaughtering & Wholesale Center

(단위 : 두, 원/kg, kg, mm, cm², No)(unit : head, won/kg, kg, mm, cm², No)

구분	도체중량구간	두수 (두)	경락가격 (원/kg)	생체중량 (kg)	도체중량 (kg)	등지방두께 (mm)	등심단면적 (cm ²)	근내지방도 (No.)	육질등급	육량등급
전체	300kg 미만	205	7,342	506.5	270.6	2.8	57.4	1.1	1.1	2.0
	300kg~350kg	217	8,140	613.7	324.2	4.0	64.3	1.3	1.2	2.3
	350kg~400kg	248	9,211	680.6	375.3	5.0	72.6	1.9	1.6	2.4
	400kg~450kg	358	10,379	761.2	425.6	6.4	77.2	2.7	2.1	2.1
	450kg~500kg	294	10,670	832.1	473.3	7.5	81.6	2.7	2.1	1.8
	500kg 이상	117	10,310	939.1	528.1	8.9	86.3	3.1	2.3	1.6
	전체	1,439	9,669	719.4	400.5	5.8	73.6	2.2	1.8	2.1
암	300kg 미만	134	7,185	512.8	267.4	3.0	56.7	1.1	1.1	2.0
	300kg~350kg	121	7,841	616.4	322.9	4.1	64.8	1.3	1.2	2.3
	350kg~400kg	83	8,679	678.5	370.6	5.4	74.5	2.2	1.7	2.3
	400kg~450kg	67	9,202	763.1	421.4	7.9	81.1	3.0	2.2	1.7
	450kg~500kg	23	8,881	838.0	474.7	9.3	85.7	2.3	1.9	1.3
	500kg 이상	15	8,895	943.5	525.4	11.9	90.3	2.3	2.0	1.1
	전체	443	8,249	636.3	348.1	5.2	69.1	1.8	1.5	2.0
수	300kg 미만	3	-	-	-	-	-	-	-	-
	300kg~350kg	-	-	-	-	-	-	-	-	-
	350kg~400kg	2	6,569	-	384.0	2.0	93.0	1.0	1.0	3.0
	400kg~450kg	2	7,410	777.0	432.0	2.0	90.5	1.0	1.0	2.5
	450kg~500kg	1	6,229	-	460.0	4.0	89.0	1.0	1.0	2.0
	500kg 이상	8	6,957	1,078.0	592.4	4.1	87.9	1.0	1.0	2.4
	전체	16	6,941	977.7	532.3	3.5	88.9	1.0	1.0	2.5
거세	300kg 미만	68	7,659	489.8	276.9	2.5	58.8	1.0	1.0	2.0
	300kg~350kg	96	8,516	609.0	326.0	3.8	63.8	1.3	1.2	2.3
	350kg~400kg	163	9,496	682.0	377.6	4.8	71.5	1.8	1.5	2.5
	400kg~450kg	289	10,679	760.6	426.6	6.0	76.2	2.6	2.0	2.2
	450kg~500kg	270	10,870	831.6	473.2	7.4	81.3	2.7	2.1	1.9
	500kg 이상	94	10,943	926.3	523.8	8.8	85.6	3.4	2.5	1.6
	전체	980	10,270	758.9	421.8	6.0	75.4	2.4	1.9	2.1

주) 1. 육질 등급을 수치로 환산하여 계산(1**등급=5, 1*등급=4, 1등급=3, 2등급=2, 3등급=1)

2. 육량 등급을 수치로 환산하여 계산(A등급=3, B등급=2, C등급=1)

3. 경락가격 평균은 결함 및 등의등급 제외이며, 도체중량, 등지방두께, 등심단면적, 근내지방도, 육질등급, 육량등급은 등의 제외

4. 등급판정 항목별 상관관계

Analysis of correlation by grading part

가. 한우

Analysis of hanwoo(Korean native cattle) carcass

1) 한우 전체

Hanwoo(Korean native cattle) Total

판정장소 : 전국

Place : the whole country

구분	등심단면적	도체중량	근내지방도	육색	지방색	조직감	성숙도	경락가격	육량등급	육질등급
등지방두께	0.165 (0.0001)	0.279 (0.0001)	0.201 (0.0001)	-0.134 (0.0001)	0.003 (0.0001)	-0.188 (0.0001)	0.032 (0.0001)	0.055 (0.0001)	-0.752 (0.0001)	0.182 (0.0001)
등심단면적		0.692 (0.0001)	0.526 (0.0001)	-0.245 (0.0001)	-0.145 (0.0001)	-0.495 (0.0001)	-0.277 (0.0001)	0.623 (0.0001)	0.174 (0.0001)	0.507 (0.0001)
도체중량			0.469 (0.0001)	-0.242 (0.0001)	-0.156 (0.0001)	-0.454 (0.0001)	-0.455 (0.0001)	0.539 (0.0001)	-0.184 (0.0001)	0.493 (0.0001)
근내지방도				-0.406 (0.0001)	-0.126 (0.0001)	-0.893 (0.0001)	-0.344 (0.0001)	0.852 (0.0001)	-0.024 (0.0001)	0.947 (0.0001)
육색					0.164 (0.0001)	0.403 (0.0001)	0.264 (0.0001)	-0.414 (0.0001)	0.045 (0.0001)	-0.406 (0.0001)
지방색						0.144 (0.0001)	0.243 (0.0001)	-0.193 (0.0001)	-0.047 (0.0001)	-0.162 (0.0001)
조직감							0.353 (0.0001)	-0.771 (0.0001)	0.020 (0.0001)	-0.898 (0.0001)
성숙도								-0.523 (0.0001)	-0.032 (0.0001)	-0.468 (0.0001)
경락가격									0.158 (0.0001)	0.867 (0.0001)
육량등급										-0.027 (0.0001)

주) 1. 육량등급 : A등급=3, B등급=2, C등급=1
 2. 육질등급 : 1⁺⁺등급=5, 1⁺등급=4, 1등급=3, 2등급=2, 3등급=1, 등의 제외
 3. () : 유의확률

Note) 1. Yield grade : A=3, B=2, C=1
 2. Quality grade : 1⁺⁺ = 5, 1⁺ = 4, 1 = 3, 2 = 2, 3 = 1, Other grade is excluded
 3. () : Significance probability

• 한우 암

Hanwoo(Korean native cattle) Female

판정장소 : 전국

Place : the whole country

구분	등심단면적	도체중량	근내지방도	육색	지방색	조직감	성숙도	경락가격	육량등급	육질등급
등지방두께	0.263 (0.0001)	0.437 (0.0001)	0.252 (0.0001)	-0.154 (0.0001)	-0.011 (0.0001)	-0.232 (0.0001)	-0.006 (0.0001)	0.133 (0.0001)	-0.716 (0.0001)	0.218 (0.0001)
등심단면적		0.694 (0.0001)	0.441 (0.0001)	-0.211 (0.0001)	-0.135 (0.0001)	-0.425 (0.0001)	-0.119 (0.0001)	0.537 (0.0001)	0.167 (0.0001)	0.417 (0.0001)
도체중량			0.397 (0.0001)	-0.209 (0.0001)	-0.095 (0.0001)	-0.373 (0.0001)	-0.126 (0.0001)	0.448 (0.0001)	-0.241 (0.0001)	0.396 (0.0001)
근내지방도				-0.394 (0.0001)	-0.097 (0.0001)	-0.887 (0.0001)	-0.245 (0.0001)	0.814 (0.0001)	-0.059 (0.0001)	0.932 (0.0001)
육색					0.180 (0.0001)	0.393 (0.0001)	0.256 (0.0001)	-0.401 (0.0001)	0.054 (0.0001)	-0.397 (0.0001)
지방색						0.120 (0.0001)	0.195 (0.0001)	-0.186 (0.0001)	-0.060 (0.0001)	-0.140 (0.0001)
조직감							0.243 (0.0001)	-0.732 (0.0001)	0.043 (0.0001)	-0.868 (0.0001)
성숙도								-0.492 (0.0001)	-0.014 (0.0001)	-0.420 (0.0001)
경락가격									0.109 (0.0001)	0.862 (0.0001)
육량등급										-0.050 (0.0001)

주) 1. 육량등급 : A등급=3, B등급=2, C등급=1
 2. 육질등급 : 1⁺⁺등급=5, 1⁺등급=4, 1등급=3, 2등급=2, 3등급=1, 등의 제외
 3. () : 유의확률

Note) 1. Yield grade : A=3, B=2, C=1
 2. Quality grade : 1⁺⁺ = 5, 1⁺ = 4, 1 = 3, 2 = 2, 3 = 1, Other grade is excluded
 3. () : Significance probability

등급판정 항목별 상관관계

• 한우 수

Hanwoo(Korean native cattle) Male

판정장소 : 전국

Place : the whole country

구분	등심단면적	도체중량	근내지방도	육색	지방색	조직감	성숙도	경락가격	육량등급	육질등급
등지방두께	0.266 (0.0001)	0.353 (0.0001)	0.384 (0.0001)	-0.242 (0.0001)	-0.058 (0.0001)	-0.274 (0.0001)	0.006 (0.0001)	0.388 (0.0001)	-0.675 (0.0001)	0.405 (0.0001)
등심단면적		0.820 (0.0001)	0.115 (0.0001)	0.039 (0.0001)	0.016 (0.0001)	-0.121 (0.0001)	0.273 (0.0001)	0.328 (0.0001)	0.249 (0.0001)	0.118 (0.0001)
도체중량			0.151 (0.0001)	0.011 (0.0001)	0.051 (0.0001)	-0.130 (0.0001)	0.383 (0.0001)	0.311 (0.0001)	-0.001 (0.0001)	0.155 (0.0001)
근내지방도				-0.312 (0.0001)	-0.067 (0.0001)	-0.482 (0.0001)	-0.090 (0.0001)	0.632 (0.0001)	-0.250 (0.0001)	0.956 (0.0001)
육색					0.198 (0.0001)	0.306 (0.0001)	0.305 (0.0001)	-0.260 (0.0001)	0.219 (0.0001)	-0.340 (0.0001)
지방색						0.118 (0.0001)	0.295 (0.0001)	-0.159 (0.0001)	0.061 (0.0001)	-0.076 (0.0001)
조직감							0.130 (0.0001)	-0.440 (0.0001)	0.178 (0.0001)	-0.483 (0.0001)
성숙도								-0.141 (0.0001)	0.059 (0.0001)	-0.121 (0.0001)
경락가격									-0.028 (0.0001)	0.667 (0.0001)
육량등급										-0.269 (0.0001)

주) 1. 육량등급 : A등급=3, B등급=2, C등급=1
 2. 육질등급 : 1⁺⁺등급=5, 1⁺등급=4, 1등급=3, 2등급=2, 3등급=1, 등의 제외
 3. () : 유의확률

Note) 1. Yield grade : A=3, B=2, C=1
 2. Quality grade : 1⁺⁺ = 5, 1⁺ = 4, 1 = 3, 2 = 2, 3 = 1, Other grade is excluded
 3. () : Significance probability

• 한우 거세

Hanwoo(Korean native cattle) Castrated

판정장소 : 전국

Place : the whole country

구분	등심단면적	도체중량	근내지방도	육색	지방색	조직감	성숙도	경락가격	육량등급	육질등급
등지방두께	0.111 (0.0001)	0.363 (0.0001)	0.177 (0.0001)	-0.114 (0.0001)	0.014 (0.0001)	-0.170 (0.0001)	0.077 (0.0001)	-0.001 (0.0001)	-0.802 (0.0001)	0.184 (0.0001)
등심단면적		0.600 (0.0001)	0.494 (0.0001)	-0.181 (0.0001)	-0.017 (0.0001)	-0.436 (0.0001)	0.134 (0.0001)	0.595 (0.0001)	0.180 (0.0001)	0.459 (0.0001)
도체중량			0.307 (0.0001)	-0.120 (0.0001)	-0.011 (0.0001)	-0.281 (0.0001)	0.172 (0.0001)	0.312 (0.0001)	-0.287 (0.0001)	0.309 (0.0001)
근내지방도				-0.325 (0.0001)	-0.024 (0.0001)	-0.866 (0.0001)	0.073 (0.0001)	0.833 (0.0001)	-0.009 (0.0001)	0.952 (0.0001)
육색					0.055 (0.0001)	0.314 (0.0001)	0.030 (0.0001)	-0.316 (0.0001)	0.045 (0.0001)	-0.311 (0.0001)
지방색						0.027 (0.0001)	0.017 (0.0001)	-0.041 (0.0001)	-0.019 (0.0001)	-0.027 (0.0001)
조직감							-0.065 (0.0001)	-0.716 (0.0001)	0.016 (0.0001)	-0.901 (0.0001)
성숙도								0.077 (0.0001)	-0.042 (0.0001)	0.070 (0.0001)
경락가격									0.213 (0.0001)	0.797 (0.0001)
육량등급										-0.028 (0.0001)

주) 1. 육량등급 : A등급=3, B등급=2, C등급=1
 2. 육질등급 : 1⁺⁺등급=5, 1⁺등급=4, 1등급=3, 2등급=2, 3등급=1, 등의 제외
 3. () : 유의확률

Note) 1. Yield grade : A=3, B=2, C=1
 2. Quality grade : 1⁺⁺ = 5, 1⁺ = 4, 1 = 3, 2 = 2, 3 = 1, Other grade is excluded
 3. () : Significance probability

등급판정 항목별 상관관계

2) 한우 전체

Hanwoo(Korean native cattle) Total

판정장소 : 전국도매시장

Place : Wholesale Center

구분	등심단면적	도체중량	근내지방도	육색	지방색	조직감	성숙도	경락가격	육량등급	육질등급
등지방두께	0.195 (0.0001)	0.297 (0.0001)	0.217 (0.0001)	-0.145 (0.0001)	-0.006 (0.0001)	-0.204 (0.0001)	0.026 (0.0001)	0.055 (0.0001)	-0.744 (0.0001)	0.196 (0.0001)
등심단면적		0.713 (0.0001)	0.573 (0.0001)	-0.269 (0.0001)	-0.150 (0.0001)	-0.536 (0.0001)	-0.274 (0.0001)	0.623 (0.0001)	0.170 (0.0001)	0.550 (0.0001)
도체중량			0.517 (0.0001)	-0.271 (0.0001)	-0.163 (0.0001)	-0.501 (0.0001)	-0.446 (0.0001)	0.539 (0.0001)	-0.163 (0.0001)	0.540 (0.0001)
근내지방도				-0.424 (0.0001)	-0.141 (0.0001)	-0.886 (0.0001)	-0.383 (0.0001)	0.852 (0.0001)	-0.016 (0.0001)	0.947 (0.0001)
육색					0.168 (0.0001)	0.423 (0.0001)	0.287 (0.0001)	-0.414 (0.0001)	0.043 (0.0001)	-0.426 (0.0001)
지방색						0.160 (0.0001)	0.242 (0.0001)	-0.193 (0.0001)	-0.049 (0.0001)	-0.177 (0.0001)
조직감							0.388 (0.0001)	-0.771 (0.0001)	0.013 (0.0001)	-0.889 (0.0001)
성숙도								-0.523 (0.0001)	-0.034 (0.0001)	-0.518 (0.0001)
경락가격									0.158 (0.0001)	0.867 (0.0001)
육량등급										-0.018 (0.0001)

주) 1. 육량등급 : A등급=3, B등급=2, C등급=1
 2. 육질등급 : 1⁺⁺등급=5, 1⁺등급=4, 1등급=3, 2등급=2, 3등급=1, 등외 제외
 3. () : 유의확률

Note) 1. Yield grade : A=3, B=2, C=1
 2. Quality grade : 1⁺⁺ = 5, 1⁺ = 4, 1 = 3, 2 = 2, 3 = 1, Other grade is excluded
 3. () : Significance probability

• 한우 암

Hanwoo(Korean native cattle) Female

판정장소 : 전국도매시장

Place : Wholesale Center

구분	등심단면적	도체중량	근내지방도	육색	지방색	조직감	성숙도	경락가격	육량등급	육질등급
등지방두께	0.306 (0.0001)	0.472 (0.0001)	0.293 (0.0001)	-0.176 (0.0001)	-0.026 (0.0001)	-0.266 (0.0001)	-0.025 (0.0001)	0.133 (0.0001)	-0.708 (0.0001)	0.256 (0.0001)
등심단면적		0.739 (0.0001)	0.506 (0.0001)	-0.247 (0.0001)	-0.153 (0.0001)	-0.479 (0.0001)	-0.139 (0.0001)	0.537 (0.0001)	0.151 (0.0001)	0.475 (0.0001)
도체중량			0.450 (0.0001)	-0.244 (0.0001)	-0.130 (0.0001)	-0.422 (0.0001)	-0.152 (0.0001)	0.448 (0.0001)	-0.215 (0.0001)	0.440 (0.0001)
근내지방도				-0.420 (0.0001)	-0.121 (0.0001)	-0.875 (0.0001)	-0.296 (0.0001)	0.814 (0.0001)	-0.059 (0.0001)	0.930 (0.0001)
육색					0.185 (0.0001)	0.422 (0.0001)	0.279 (0.0001)	-0.400 (0.0001)	0.052 (0.0001)	-0.423 (0.0001)
지방색						0.144 (0.0001)	0.205 (0.0001)	-0.186 (0.0001)	-0.058 (0.0001)	-0.162 (0.0001)
조직감							0.287 (0.0001)	-0.733 (0.0001)	0.042 (0.0001)	-0.854 (0.0001)
성숙도								-0.492 (0.0001)	-0.004 (0.0001)	-0.480 (0.0001)
경락가격									0.109 (0.0001)	0.862 (0.0001)
육량등급										-0.051 (0.0001)

주) 1. 육량등급 : A등급=3, B등급=2, C등급=1
 2. 육질등급 : 1⁺⁺등급=5, 1⁺등급=4, 1등급=3, 2등급=2, 3등급=1, 등외 제외
 3. () : 유의확률

Note) 1. Yield grade : A=3, B=2, C=1
 2. Quality grade : 1⁺⁺ = 5, 1⁺ = 4, 1 = 3, 2 = 2, 3 = 1, Other grade is excluded
 3. () : Significance probability

등급판정 항목별 상관관계

• 한우 수

Hanwoo(Korean native cattle) Male

판정장소 : 전국도매시장

Place : Wholesale Center

구분	등심단면적	도체중량	근내지방도	육색	지방색	조직감	성숙도	경락가격	육량등급	육질등급
등지방두께	0.360 (0.0001)	0.416 (0.0001)	0.455 (0.0001)	-0.188 (0.0001)	-0.055 (0.0001)	-0.320 (0.0001)	0.117 (0.0001)	0.388 (0.0001)	-0.549 (0.0001)	0.467 (0.0001)
등심단면적		0.868 (0.0001)	0.192 (0.0001)	0.052 (0.0001)	0.067 (0.0001)	-0.172 (0.0001)	0.390 (0.0001)	0.328 (0.0001)	0.309 (0.0001)	0.196 (0.0001)
도체중량			0.210 (0.0001)	0.050 (0.0001)	0.107 (0.0001)	-0.162 (0.0001)	0.487 (0.0001)	0.311 (0.0001)	0.108 (0.0001)	0.211 (0.0001)
근내지방도				-0.299 (0.0001)	-0.094 (0.0001)	-0.506 (0.0001)	-0.067 (0.0001)	0.632 (0.0001)	-0.230 (0.0001)	0.959 (0.0001)
육색					0.210 (0.0001)	0.318 (0.0001)	0.301 (0.0001)	-0.260 (0.0001)	0.162 (0.0001)	-0.312 (0.0001)
지방색						0.150 (0.0001)	0.340 (0.0001)	-0.159 (0.0001)	0.070 (0.0001)	-0.095 (0.0001)
조직감							0.097 (0.0001)	-0.440 (0.0001)	0.147 (0.0001)	-0.504 (0.0001)
성숙도								-0.141 (0.0001)	0.046 (0.0001)	-0.097 (0.0001)
경락가격									-0.028 (0.0001)	0.667 (0.0001)
육량등급										-0.236 (0.0001)

주) 1. 육량등급 : A등급=3, B등급=2, C등급=1
 2. 육질등급 : 1⁺⁺등급=5, 1⁺등급=4, 1등급=3, 2등급=2, 3등급=1, 등의 제외
 3. () : 유의확률

Note) 1. Yield grade : A=3, B=2, C=1
 2. Quality grade : 1⁺⁺ = 5, 1⁺ = 4, 1 = 3, 2 = 2, 3 = 1, Other grade is excluded
 3. () : Significance probability

• 한우 거세

Hanwoo(Korean native cattle) Castrated

판정장소 : 전국도매시장

Place : Wholesale Center

구분	등심단면적	도체중량	근내지방도	육색	지방색	조직감	성숙도	경락가격	육량등급	육질등급
등지방두께	0.126 (0.0001)	0.375 (0.0001)	0.189 (0.0001)	-0.122 (0.0001)	0.016 (0.0001)	-0.186 (0.0001)	0.075 (0.0001)	-0.001 (0.0001)	-0.797 (0.0001)	0.198 (0.0001)
등심단면적		0.620 (0.0001)	0.522 (0.0001)	-0.183 (0.0001)	-0.016 (0.0001)	-0.463 (0.0001)	0.149 (0.0001)	0.595 (0.0001)	0.181 (0.0001)	0.487 (0.0001)
도체중량			0.339 (0.0001)	-0.134 (0.0001)	-0.008 (0.0001)	-0.319 (0.0001)	0.193 (0.0001)	0.312 (0.0001)	-0.276 (0.0001)	0.341 (0.0001)
근내지방도				-0.326 (0.0001)	-0.025 (0.0001)	-0.857 (0.0001)	0.098 (0.0001)	0.833 (0.0001)	-0.004 (0.0001)	0.953 (0.0001)
육색					0.054 (0.0001)	0.314 (0.0001)	0.024 (0.0001)	-0.316 (0.0001)	0.050 (0.0001)	-0.314 (0.0001)
지방색						0.027 (0.0001)	0.017 (0.0001)	-0.041 (0.0001)	-0.022 (0.0001)	-0.026 (0.0001)
조직감							-0.091 (0.0001)	-0.716 (0.0001)	0.016 (0.0001)	-0.889 (0.0001)
성숙도								0.077 (0.0001)	-0.035 (0.0001)	0.094 (0.0001)
경락가격									0.213 (0.0001)	0.797 (0.0001)
육량등급										-0.025 (0.0001)

주) 1. 육량등급 : A등급=3, B등급=2, C등급=1
 2. 육질등급 : 1⁺⁺등급=5, 1⁺등급=4, 1등급=3, 2등급=2, 3등급=1, 등의 제외
 3. () : 유의확률

Note) 1. Yield grade : A=3, B=2, C=1
 2. Quality grade : 1⁺⁺ = 5, 1⁺ = 4, 1 = 3, 2 = 2, 3 = 1, Other grade is excluded
 3. () : Significance probability

등급판정 항목별 상관관계

3) 한우 전체

Hanwoo(Korean native cattle) Total

판정장소 : 농협음성

Place : NACF(Eumseong)

구분	등심단면적	도체중량	근내지방도	육색	지방색	조직감	성숙도	경락가격	육량등급	육질등급
등지방두께	0.092 (0.0001)	0.241 (0.0001)	0.151 (0.0001)	-0.061 (0.0001)	0.038 (0.0001)	-0.145 (0.0001)	0.058 (0.0001)	-0.056 (0.0001)	-0.787 (0.0001)	0.133 (0.0001)
등심단면적		0.642 (0.0001)	0.507 (0.0001)	-0.197 (0.0001)	-0.056 (0.0001)	-0.420 (0.0001)	-0.230 (0.0001)	0.590 (0.0001)	0.167 (0.0001)	0.472 (0.0001)
도체중량			0.435 (0.0001)	-0.171 (0.0001)	-0.083 (0.0001)	-0.387 (0.0001)	-0.434 (0.0001)	0.450 (0.0001)	-0.225 (0.0001)	0.457 (0.0001)
근내지방도				-0.333 (0.0001)	-0.067 (0.0001)	-0.819 (0.0001)	-0.332 (0.0001)	0.812 (0.0001)	-0.026 (0.0001)	0.940 (0.0001)
육색					0.085 (0.0001)	0.318 (0.0001)	0.192 (0.0001)	-0.345 (0.0001)	0.014 (0.0001)	-0.324 (0.0001)
지방색						0.072 (0.0001)	0.163 (0.0001)	-0.114 (0.0001)	-0.032 (0.0001)	-0.090 (0.0001)
조직감							0.308 (0.0001)	-0.656 (0.0001)	0.041 (0.0001)	-0.831 (0.0001)
성숙도								-0.477 (0.0001)	-0.023 (0.0001)	-0.461 (0.0001)
경락가격									0.191 (0.0001)	0.805 (0.0001)
육량등급										-0.032 (0.0001)

주) 1. 육량등급 : A등급=3, B등급=2, C등급=1
 2. 육질등급 : 1⁺⁺등급=5, 1⁺등급=4, 1등급=3, 2등급=2, 3등급=1, 등외 제외
 3. () : 유의확률
 4. 농협음성(서울)축산물공판장은 농협서울축산물공판장이 이전한 것임(2011.3.2.)

Note) 1. Yield grade : A=3, B=2, C=1
 2. Quality grade : 1⁺⁺ = 5, 1⁺ = 4, 1 = 3, 2 = 2, 3 = 1, Other grade is excluded
 3. () : Significance probability
 4. Transferred to NACF Eumseong Slaughtering & Wholesale Center, NACF Seoul Slaughtering & Wholesale Center(2011.3.2.)

• 한우 암

Hanwoo(Korean native cattle) Female

판정장소 : 농협음성

Place : NACF(Eumseong)

구분	등심단면적	도체중량	근내지방도	육색	지방색	조직감	성숙도	경락가격	육량등급	육질등급
등지방두께	0.224 (0.0001)	0.432 (0.0001)	0.238 (0.0001)	-0.088 (0.0001)	0.036 (0.0001)	-0.205 (0.0001)	0.013 (0.0001)	0.030 (0.0001)	-0.754 (0.0001)	0.201 (0.0001)
등심단면적		0.667 (0.0001)	0.412 (0.0001)	-0.157 (0.0001)	-0.042 (0.0001)	-0.351 (0.0001)	-0.077 (0.0001)	0.448 (0.0001)	0.128 (0.0001)	0.379 (0.0001)
도체중량			0.360 (0.0001)	-0.160 (0.0001)	-0.035 (0.0001)	-0.320 (0.0001)	-0.091 (0.0001)	0.331 (0.0001)	-0.303 (0.0001)	0.349 (0.0001)
근내지방도				-0.330 (0.0001)	-0.034 (0.0001)	-0.800 (0.0001)	-0.262 (0.0001)	0.771 (0.0001)	-0.092 (0.0001)	0.925 (0.0001)
육색					0.093 (0.0001)	0.335 (0.0001)	0.227 (0.0001)	-0.338 (0.0001)	0.042 (0.0001)	-0.337 (0.0001)
지방색						0.056 (0.0001)	0.140 (0.0001)	-0.112 (0.0001)	-0.042 (0.0001)	-0.073 (0.0001)
조직감							0.240 (0.0001)	-0.623 (0.0001)	0.079 (0.0001)	-0.781 (0.0001)
성숙도								-0.507 (0.0001)	-0.004 (0.0001)	-0.453 (0.0001)
경락가격									0.121 (0.0001)	0.825 (0.0001)
육량등급										-0.080 (0.0001)

주) 1. 육량등급 : A등급=3, B등급=2, C등급=1
 2. 육질등급 : 1⁺⁺등급=5, 1⁺등급=4, 1등급=3, 2등급=2, 3등급=1, 등외 제외
 3. () : 유의확률
 4. 농협음성(서울)축산물공판장은 농협서울축산물공판장이 이전한 것임(2011.3.2.)

Note) 1. Yield grade : A=3, B=2, C=1
 2. Quality grade : 1⁺⁺ = 5, 1⁺ = 4, 1 = 3, 2 = 2, 3 = 1, Other grade is excluded
 3. () : Significance probability
 4. Transferred to NACF Eumseong Slaughtering & Wholesale Center, NACF Seoul Slaughtering & Wholesale Center(2011.3.2.)

등급판정 항목별 상관관계

• 한우 수

Hanwoo(Korean native cattle) Male

판정장소 : 농협음성

Place : NACF(Eumseong)

구분	등심단면적	도체중량	근내지방도	육색	지방색	조직감	성숙도	경락가격	육량등급	육질등급
등지방두께	0.414 (0.0001)	0.443 (0.0001)	0.353 (0.0001)	-0.187 (0.0001)	-0.044 (0.0001)	-0.239 (0.0001)	0.135 (0.0001)	0.357 (0.0001)	-0.625 (0.0001)	0.398 (0.0001)
등심단면적		0.842 (0.0001)	0.115 (0.0001)	0.026 (0.0001)	0.064 (0.0001)	-0.174 (0.0001)	0.298 (0.0001)	0.346 (0.0001)	0.177 (0.0001)	0.140 (0.0001)
도체중량			0.139 (0.0001)	0.017 (0.0001)	0.064 (0.0001)	-0.201 (0.0001)	0.395 (0.0001)	0.356 (0.0001)	-0.019 (0.0001)	0.186 (0.0001)
근내지방도				-0.343 (0.0001)	-0.020 (0.0001)	-0.435 (0.0001)	-0.155 (0.0001)	0.648 (0.0001)	-0.266 (0.0001)	0.958 (0.0001)
육색					-0.086 (0.0001)	0.313 (0.0001)	0.162 (0.0001)	-0.340 (0.0001)	0.192 (0.0001)	-0.377 (0.0001)
지방색						0.085 (0.0001)	0.174 (0.0001)	0.038 (0.0001)	0.068 (0.0001)	-0.009 (0.0001)
조직감							0.049 (0.0001)	-0.318 (0.0001)	0.126 (0.0001)	-0.402 (0.0001)
성숙도								-0.172 (0.0001)	-0.073 (0.0001)	-0.158 (0.0001)
경락가격									0.001 (0.0001)	0.685 (0.0001)
육량등급										-0.293 (0.0001)

주) 1. 육량등급 : A등급=3, B등급=2, C등급=1
 2. 육질등급 : 1⁺⁺등급=5, 1⁺등급=4, 1등급=3, 2등급=2, 3등급=1, 등외 제외
 3. () : 유의확률
 4. 농협음성(서울)축산물공판장은 농협서울축산물공판장이 이전한 것임(2011.3.2.)

Note) 1. Yield grade : A=3, B=2, C=1
 2. Quality grade : 1⁺⁺ = 5, 1⁺ = 4, 1 = 3, 2 = 2, 3 = 1, Other grade is excluded
 3. () : Significance probability
 4. Transferred to NACF Eumseong Slaughtering & Wholesale Center, NACF Seoul Slaughtering & Wholesale Center(2011.3.2.)

• 한우 거세

Hanwoo(Korean native cattle) Castrated

판정장소 : 농협음성

Place : NACF(Eumseong)

구분	등심단면적	도체중량	근내지방도	육색	지방색	조직감	성숙도	경락가격	육량등급	육질등급
등지방두께	0.064 (0.0001)	0.327 (0.0001)	0.147 (0.0001)	-0.057 (0.0001)	0.023 (0.0001)	-0.147 (0.0001)	0.019 (0.0001)	-0.074 (0.0001)	-0.811 (0.0001)	0.150 (0.0001)
등심단면적		0.572 (0.0001)	0.473 (0.0001)	-0.167 (0.0001)	-0.002 (0.0001)	-0.374 (0.0001)	0.078 (0.0001)	0.582 (0.0001)	0.187 (0.0001)	0.423 (0.0001)
도체중량			0.282 (0.0001)	-0.088 (0.0001)	0.007 (0.0001)	-0.248 (0.0001)	0.120 (0.0001)	0.244 (0.0001)	-0.307 (0.0001)	0.275 (0.0001)
근내지방도				-0.289 (0.0001)	-0.024 (0.0001)	-0.799 (0.0001)	0.055 (0.0001)	0.789 (0.0001)	-0.004 (0.0001)	0.943 (0.0001)
육색					0.055 (0.0001)	0.262 (0.0001)	0.026 (0.0001)	-0.304 (0.0001)	0.004 (0.0001)	-0.266 (0.0001)
지방색						0.021 (0.0001)	0.036 (0.0001)	-0.038 (0.0001)	-0.020 (0.0001)	-0.019 (0.0001)
조직감							-0.037 (0.0001)	-0.604 (0.0001)	0.033 (0.0001)	-0.837 (0.0001)
성숙도								0.039 (0.0001)	-0.017 (0.0001)	0.050 (0.0001)
경락가격									0.243 (0.0001)	0.727 (0.0001)
육량등급										-0.023 (0.0001)

주) 1. 육량등급 : A등급=3, B등급=2, C등급=1
 2. 육질등급 : 1⁺⁺등급=5, 1⁺등급=4, 1등급=3, 2등급=2, 3등급=1, 등외 제외
 3. () : 유의확률
 4. 농협음성(서울)축산물공판장은 농협서울축산물공판장이 이전한 것임(2011.3.2.)

Note) 1. Yield grade : A=3, B=2, C=1
 2. Quality grade : 1⁺⁺ = 5, 1⁺ = 4, 1 = 3, 2 = 2, 3 = 1, Other grade is excluded
 3. () : Significance probability
 4. Transferred to NACF Eumseong Slaughtering & Wholesale Center, NACF Seoul Slaughtering & Wholesale Center(2011.3.2.)

나. 육우

Analysis of beef cattle carcass

1) 육우 전체

Beef cattle Total

판정장소 : 전국

Place : the whole country

구분	등심단면적	도체중량	근내지방도	육색	지방색	조직감	성숙도	경락가격	육량등급	육질등급
등지방두께	0.327 (0.0001)	0.423 (0.0001)	0.329 (0.0001)	-0.111 (0.0001)	0.009 (0.0001)	-0.242 (0.0001)	0.029 (0.0001)	0.335 (0.0001)	-0.539 (0.0001)	0.342 (0.0001)
등심단면적		0.671 (0.0001)	0.338 (0.0001)	-0.021 (0.0001)	0.084 (0.0001)	-0.268 (0.0001)	0.118 (0.0001)	0.454 (0.0001)	0.235 (0.0001)	0.348 (0.0001)
도체중량			0.381 (0.0001)	-0.106 (0.0001)	0.033 (0.0001)	-0.307 (0.0001)	0.034 (0.0001)	0.561 (0.0001)	-0.254 (0.0001)	0.410 (0.0001)
근내지방도				-0.209 (0.0001)	0.050 (0.0001)	-0.699 (0.0001)	-0.005 (0.0001)	0.694 (0.0001)	-0.142 (0.0001)	0.960 (0.0001)
육색					0.357 (0.0001)	0.224 (0.0001)	0.194 (0.0001)	-0.275 (0.0001)	0.073 (0.0001)	-0.230 (0.0001)
지방색						-0.045 (0.0001)	0.212 (0.0001)	-0.083 (0.0001)	0.003 (0.0001)	0.040 (0.0001)
조직감							0.005 (0.0001)	-0.523 (0.0001)	0.105 (0.0001)	-0.702 (0.0001)
성숙도								-0.145 (0.0001)	0.014 (0.0001)	-0.024 (0.0001)
경락가격									-0.053 (0.0001)	0.733 (0.0001)
육량등급										-0.157 (0.0001)

주) 1. 육량등급 : A등급=3, B등급=2, C등급=1
 2. 육질등급 : 1⁺⁺등급=5, 1⁺등급=4, 1등급=3, 2등급=2, 3등급=1, 등외 제외
 3. () : 유의확률

Note) 1. Yield grade : A=3, B=2, C=1
 2. Quality grade : 1⁺⁺ = 5, 1⁺ = 4, 1 = 3, 2 = 2, 3 = 1, Other grade is excluded
 3. () : Significance probability

• 육우 암

Beef cattle Female

판정장소 : 전국

Place : the whole country

구분	등심단면적	도체중량	근내지방도	육색	지방색	조직감	성숙도	경락가격	육량등급	육질등급
등지방두께	0.464 (0.0001)	0.539 (0.0001)	0.460 (0.0001)	-0.094 (0.0001)	0.122 (0.0001)	-0.312 (0.0001)	0.186 (0.0001)	0.445 (0.0001)	-0.499 (0.0001)	0.475 (0.0001)
등심단면적		0.766 (0.0001)	0.408 (0.0001)	-0.036 (0.0001)	0.113 (0.0001)	-0.332 (0.0001)	0.265 (0.0001)	0.625 (0.0001)	0.215 (0.0001)	0.432 (0.0001)
도체중량			0.434 (0.0001)	-0.048 (0.0001)	0.099 (0.0001)	-0.318 (0.0001)	0.336 (0.0001)	0.693 (0.0001)	-0.137 (0.0001)	0.468 (0.0001)
근내지방도				-0.172 (0.0001)	0.096 (0.0001)	-0.616 (0.0001)	0.102 (0.0001)	0.673 (0.0001)	-0.170 (0.0001)	0.966 (0.0001)
육색					0.288 (0.0001)	0.167 (0.0001)	0.149 (0.0001)	-0.192 (0.0001)	0.023 (0.0001)	-0.187 (0.0001)
지방색						-0.092 (0.0001)	0.199 (0.0001)	0.014 (0.0001)	-0.052 (0.0001)	0.085 (0.0001)
조직감							-0.067 (0.0001)	-0.432 (0.0001)	0.082 (0.0001)	-0.620 (0.0001)
성숙도								0.129 (0.0001)	-0.057 (0.0001)	0.089 (0.0001)
경락가격									-0.027 (0.0001)	0.705 (0.0001)
육량등급										-0.171 (0.0001)

주) 1. 육량등급 : A등급=3, B등급=2, C등급=1
 2. 육질등급 : 1⁺⁺등급=5, 1⁺등급=4, 1등급=3, 2등급=2, 3등급=1, 등외 제외
 3. () : 유의확률

Note) 1. Yield grade : A=3, B=2, C=1
 2. Quality grade : 1⁺⁺ = 5, 1⁺ = 4, 1 = 3, 2 = 2, 3 = 1, Other grade is excluded
 3. () : Significance probability

등급판정 항목별 상관관계

• 육우 수
Beef cattle Male

판정장소 : 전국

Place : the whole country

구분	등심단면적	도체중량	근내지방도	육색	지방색	조직감	성숙도	경락가격	육량등급	육질등급
등지방두께	0.248 (0.0001)	0.327 (0.0001)	0.173 (0.0001)	-0.052 (0.0001)	0.039 (0.0001)	-0.043 (0.0001)	0.122 (0.0001)	0.059 (0.0001)	-0.131 (0.0001)	0.193 (0.0001)
등심단면적		0.773 (0.0001)	0.040 (0.0001)	0.205 (0.0001)	0.071 (0.0001)	0.056 (0.0001)	0.347 (0.0001)	0.245 (0.0001)	0.738 (0.0001)	0.040 (0.0001)
도체중량			0.075 (0.0001)	0.244 (0.0001)	0.105 (0.0001)	0.087 (0.0001)	0.583 (0.0001)	0.212 (0.0001)	0.740 (0.0001)	0.077 (0.0001)
근내지방도				-0.069 (0.0001)	0.028 (0.0001)	-0.131 (0.0001)	-0.019 (0.0001)	0.183 (0.0001)	-0.016 (0.0001)	0.942 (0.0001)
육색					0.337 (0.0001)	0.238 (0.0001)	0.299 (0.0001)	-0.096 (0.0001)	0.232 (0.0001)	-0.071 (0.0001)
지방색						0.110 (0.0001)	0.280 (0.0001)	-0.156 (0.0001)	0.034 (0.0001)	0.029 (0.0001)
조직감							0.139 (0.0001)	-0.016 (0.0001)	0.074 (0.0001)	-0.131 (0.0001)
성숙도								-0.198 (0.0001)	0.357 (0.0001)	-0.024 (0.0001)
경락가격									0.265 (0.0001)	0.167 (0.0001)
육량등급										-0.025 (0.0001)

주) 1. 육량등급 : A등급=3, B등급=2, C등급=1
 2. 육질등급 : 1⁺⁺등급=5, 1⁺등급=4, 1등급=3, 2등급=2, 3등급=1, 등외 제외
 3. () : 유의확률

Note) 1. Yield grade : A=3, B=2, C=1
 2. Quality grade : 1⁺⁺ = 5, 1⁺ = 4, 1 = 3, 2 = 2, 3 = 1, Other grade is excluded
 3. () : Significance probability

• 육우 거세
Beef cattle Castrated

판정장소 : 전국

Place : the whole country

구분	등심단면적	도체중량	근내지방도	육색	지방색	조직감	성숙도	경락가격	육량등급	육질등급
등지방두께	0.314 (0.0001)	0.434 (0.0001)	0.295 (0.0001)	-0.080 (0.0001)	0.008 (0.0001)	-0.211 (0.0001)	0.063 (0.0001)	0.289 (0.0001)	-0.555 (0.0001)	0.305 (0.0001)
등심단면적		0.648 (0.0001)	0.340 (0.0001)	-0.023 (0.0001)	0.087 (0.0001)	-0.267 (0.0001)	0.118 (0.0001)	0.472 (0.0001)	0.223 (0.0001)	0.346 (0.0001)
도체중량			0.371 (0.0001)	-0.085 (0.0001)	0.065 (0.0001)	-0.305 (0.0001)	0.121 (0.0001)	0.510 (0.0001)	-0.346 (0.0001)	0.396 (0.0001)
근내지방도				-0.184 (0.0001)	0.072 (0.0001)	-0.707 (0.0001)	0.098 (0.0001)	0.716 (0.0001)	-0.135 (0.0001)	0.958 (0.0001)
육색					0.351 (0.0001)	0.201 (0.0001)	0.121 (0.0001)	-0.210 (0.0001)	0.066 (0.0001)	-0.202 (0.0001)
지방색						-0.067 (0.0001)	0.185 (0.0001)	-0.029 (0.0001)	0.005 (0.0001)	0.067 (0.0001)
조직감							-0.109 (0.0001)	-0.537 (0.0001)	0.103 (0.0001)	-0.710 (0.0001)
성숙도								0.073 (0.0001)	-0.023 (0.0001)	0.087 (0.0001)
경락가격									-0.054 (0.0001)	0.753 (0.0001)
육량등급										-0.151 (0.0001)

주) 1. 육량등급 : A등급=3, B등급=2, C등급=1
 2. 육질등급 : 1⁺⁺등급=5, 1⁺등급=4, 1등급=3, 2등급=2, 3등급=1, 등외 제외
 3. () : 유의확률

Note) 1. Yield grade : A=3, B=2, C=1
 2. Quality grade : 1⁺⁺ = 5, 1⁺ = 4, 1 = 3, 2 = 2, 3 = 1, Other grade is excluded
 3. () : Significance probability

등급판정 항목별 상관관계

2) 육우 전체
Beef cattle Total

판정장소 : 전국도매시장

Place : Wholesale Center

구분	등심단면적	도체중량	근내지방도	육색	지방색	조직감	성숙도	경락가격	육량등급	육질등급
등지방두께	0.336 (0.0001)	0.443 (0.0001)	0.351 (0.0001)	-0.123 (0.0001)	0.031 (0.0001)	-0.262 (0.0001)	0.029 (0.0001)	0.335 (0.0001)	-0.538 (0.0001)	0.367 (0.0001)
등심단면적		0.693 (0.0001)	0.345 (0.0001)	-0.010 (0.0001)	0.089 (0.0001)	-0.279 (0.0001)	0.138 (0.0001)	0.455 (0.0001)	0.251 (0.0001)	0.355 (0.0001)
도체중량			0.388 (0.0001)	-0.084 (0.0001)	0.050 (0.0001)	-0.304 (0.0001)	0.082 (0.0001)	0.562 (0.0001)	-0.211 (0.0001)	0.415 (0.0001)
근내지방도				-0.215 (0.0001)	0.048 (0.0001)	-0.683 (0.0001)	-0.012 (0.0001)	0.694 (0.0001)	-0.144 (0.0001)	0.961 (0.0001)
육색					0.388 (0.0001)	0.248 (0.0001)	0.205 (0.0001)	-0.275 (0.0001)	0.064 (0.0001)	-0.232 (0.0001)
지방색						-0.052 (0.0001)	0.223 (0.0001)	-0.082 (0.0001)	-0.023 (0.0001)	0.036 (0.0001)
조직감							0.013 (0.0001)	-0.523 (0.0001)	0.097 (0.0001)	-0.687 (0.0001)
성숙도								-0.146 (0.0001)	0.000 (0.0001)	-0.028 (0.0001)
경락가격									-0.053 (0.0001)	0.734 (0.0001)
육량등급										-0.157 (0.0001)

주) 1. 육량등급 : A등급=3, B등급=2, C등급=1
 2. 육질등급 : 1⁺⁺등급=5, 1⁺등급=4, 1등급=3, 2등급=2, 3등급=1, 등외 제외
 3. () : 유의확률

Note) 1. Yield grade : A=3, B=2, C=1
 2. Quality grade : 1⁺⁺ = 5, 1⁺ = 4, 1 = 3, 2 = 2, 3 = 1, Other grade is excluded
 3. () : Significance probability

• 육우 암
Beef cattle Female

판정장소 : 전국도매시장

Place : Wholesale Center

구분	등심단면적	도체중량	근내지방도	육색	지방색	조직감	성숙도	경락가격	육량등급	육질등급
등지방두께	0.461 (0.0001)	0.548 (0.0001)	0.450 (0.0001)	-0.102 (0.0001)	0.098 (0.0001)	-0.306 (0.0001)	0.161 (0.0001)	0.445 (0.0001)	-0.501 (0.0001)	0.467 (0.0001)
등심단면적		0.771 (0.0001)	0.393 (0.0001)	-0.041 (0.0001)	0.099 (0.0001)	-0.330 (0.0001)	0.251 (0.0001)	0.625 (0.0001)	0.215 (0.0001)	0.416 (0.0001)
도체중량			0.430 (0.0001)	-0.066 (0.0001)	0.080 (0.0001)	-0.317 (0.0001)	0.325 (0.0001)	0.693 (0.0001)	-0.141 (0.0001)	0.463 (0.0001)
근내지방도				-0.191 (0.0001)	0.068 (0.0001)	-0.605 (0.0001)	0.056 (0.0001)	0.673 (0.0001)	-0.176 (0.0001)	0.965 (0.0001)
육색					0.283 (0.0001)	0.175 (0.0001)	0.148 (0.0001)	-0.192 (0.0001)	0.029 (0.0001)	-0.205 (0.0001)
지방색						-0.083 (0.0001)	0.182 (0.0001)	0.014 (0.0001)	-0.040 (0.0001)	0.059 (0.0001)
조직감							-0.043 (0.0001)	-0.432 (0.0001)	0.082 (0.0001)	-0.609 (0.0001)
성숙도								0.129 (0.0001)	-0.049 (0.0001)	0.046 (0.0001)
경락가격									-0.027 (0.0001)	0.705 (0.0001)
육량등급										-0.178 (0.0001)

주) 1. 육량등급 : A등급=3, B등급=2, C등급=1
 2. 육질등급 : 1⁺⁺등급=5, 1⁺등급=4, 1등급=3, 2등급=2, 3등급=1, 등외 제외
 3. () : 유의확률

Note) 1. Yield grade : A=3, B=2, C=1
 2. Quality grade : 1⁺⁺ = 5, 1⁺ = 4, 1 = 3, 2 = 2, 3 = 1, Other grade is excluded
 3. () : Significance probability

등급판정 항목별 상관관계

• 육우 수
Beef cattle Male

판정장소 : 전국도매시장

Place : Wholesale Center

구분	등심단면적	도체중량	근내지방도	육색	지방색	조직감	성숙도	경락가격	육량등급	육질등급
등지방두께	0.254 (0.0001)	0.352 (0.0001)	0.185 (0.0001)	-0.055 (0.0001)	0.015 (0.0001)	-0.068 (0.0001)	0.146 (0.0001)	0.059 (0.0001)	-0.125 (0.0001)	0.195 (0.0001)
등심단면적		0.760 (0.0001)	0.048 (0.0001)	0.179 (0.0001)	0.072 (0.0001)	0.013 (0.0001)	0.316 (0.0001)	0.245 (0.0001)	0.748 (0.0001)	0.046 (0.0001)
도체중량			0.072 (0.0001)	0.211 (0.0001)	0.119 (0.0001)	0.056 (0.0001)	0.564 (0.0001)	0.212 (0.0001)	0.726 (0.0001)	0.076 (0.0001)
근내지방도				-0.068 (0.0001)	0.020 (0.0001)	-0.115 (0.0001)	-0.026 (0.0001)	0.183 (0.0001)	-0.003 (0.0001)	0.943 (0.0001)
육색					0.332 (0.0001)	0.207 (0.0001)	0.279 (0.0001)	-0.096 (0.0001)	0.202 (0.0001)	-0.076 (0.0001)
지방색						0.115 (0.0001)	0.311 (0.0001)	-0.156 (0.0001)	0.049 (0.0001)	0.014 (0.0001)
조직감							0.128 (0.0001)	-0.016 (0.0001)	0.036 (0.0001)	-0.120 (0.0001)
성숙도								-0.198 (0.0001)	0.309 (0.0001)	-0.026 (0.0001)
경락가격									0.265 (0.0001)	0.167 (0.0001)
육량등급										-0.007 (0.0001)

주) 1. 육량등급 : A등급=3, B등급=2, C등급=1
 2. 육질등급 : 1⁺⁺등급=5, 1⁺등급=4, 1등급=3, 2등급=2, 3등급=1, 등외 제외
 3. () : 유의확률

Note) 1. Yield grade : A=3, B=2, C=1
 2. Quality grade : 1⁺⁺ = 5, 1⁺ = 4, 1 = 3, 2 = 2, 3 = 1, Other grade is excluded
 3. () : Significance probability

• 육우 거세
Beef cattle Castrated

판정장소 : 전국도매시장

Place : Wholesale Center

구분	등심단면적	도체중량	근내지방도	육색	지방색	조직감	성숙도	경락가격	육량등급	육질등급
등지방두께	0.332 (0.0001)	0.465 (0.0001)	0.320 (0.0001)	-0.090 (0.0001)	0.041 (0.0001)	-0.234 (0.0001)	0.079 (0.0001)	0.289 (0.0001)	-0.555 (0.0001)	0.333 (0.0001)
등심단면적		0.673 (0.0001)	0.357 (0.0001)	-0.017 (0.0001)	0.093 (0.0001)	-0.286 (0.0001)	0.141 (0.0001)	0.473 (0.0001)	0.235 (0.0001)	0.365 (0.0001)
도체중량			0.390 (0.0001)	-0.066 (0.0001)	0.087 (0.0001)	-0.308 (0.0001)	0.170 (0.0001)	0.511 (0.0001)	-0.309 (0.0001)	0.413 (0.0001)
근내지방도				-0.187 (0.0001)	0.078 (0.0001)	-0.691 (0.0001)	0.104 (0.0001)	0.716 (0.0001)	-0.138 (0.0001)	0.960 (0.0001)
육색					0.395 (0.0001)	0.230 (0.0001)	0.132 (0.0001)	-0.210 (0.0001)	0.055 (0.0001)	-0.202 (0.0001)
지방색						-0.082 (0.0001)	0.199 (0.0001)	-0.028 (0.0001)	-0.030 (0.0001)	0.068 (0.0001)
조직감							-0.110 (0.0001)	-0.537 (0.0001)	0.095 (0.0001)	-0.695 (0.0001)
성숙도								0.072 (0.0001)	-0.044 (0.0001)	0.095 (0.0001)
경락가격									-0.054 (0.0001)	0.753 (0.0001)
육량등급										-0.153 (0.0001)

주) 1. 육량등급 : A등급=3, B등급=2, C등급=1
 2. 육질등급 : 1⁺⁺등급=5, 1⁺등급=4, 1등급=3, 2등급=2, 3등급=1, 등외 제외
 3. () : 유의확률

Note) 1. Yield grade : A=3, B=2, C=1
 2. Quality grade : 1⁺⁺ = 5, 1⁺ = 4, 1 = 3, 2 = 2, 3 = 1, Other grade is excluded
 3. () : Significance probability

등급판정 항목별 상관관계

3) 육우 전체
Beef cattle Total

판정장소 : 농협음성

Place : NACF(Eumseong)

구분	등심단면적	도체중량	근내지방도	육색	지방색	조직감	성숙도	경락가격	육량등급	육질등급
등지방두께	0.401 (〈0.0001)	0.525 (〈0.0001)	0.433 (〈0.0001)	-0.026 (〈0.0001)	0.093 (〈0.0001)	-0.246 (〈0.0001)	0.103 (〈0.0001)	0.393 (〈0.0001)	-0.519 (〈0.0001)	0.450 (〈0.0001)
등심단면적		0.696 (〈0.0001)	0.396 (〈0.0001)	0.065 (〈0.0001)	0.196 (〈0.0001)	-0.200 (〈0.0001)	0.106 (〈0.0001)	0.512 (〈0.0001)	0.183 (〈0.0001)	0.411 (〈0.0001)
도체중량			0.434 (〈0.0001)	0.080 (〈0.0001)	0.123 (〈0.0001)	-0.197 (〈0.0001)	0.034 (〈0.0001)	0.624 (〈0.0001)	-0.245 (〈0.0001)	0.467 (〈0.0001)
근내지방도				-0.215 (〈0.0001)	0.137 (〈0.0001)	-0.525 (〈0.0001)	0.094 (〈0.0001)	0.658 (〈0.0001)	-0.157 (〈0.0001)	0.968 (〈0.0001)
육색					-0.109 (〈0.0001)	0.340 (〈0.0001)	0.061 (〈0.0001)	-0.150 (〈0.0001)	0.000 (〈0.0001)	-0.219 (〈0.0001)
지방색						-0.209 (〈0.0001)	0.153 (〈0.0001)	0.068 (〈0.0001)	0.017 (〈0.0001)	0.121 (〈0.0001)
조직감							-0.039 (〈0.0001)	-0.359 (〈0.0001)	0.061 (〈0.0001)	-0.516 (〈0.0001)
성숙도								-0.115 (〈0.0001)	-0.050 (〈0.0001)	0.066 (〈0.0001)
경락가격									-0.036 (〈0.0001)	0.696 (〈0.0001)
육량등급										-0.168 (〈0.0001)

주) 1. 육량등급 : A등급=3, B등급=2, C등급=1
 2. 육질등급 : 1⁺⁺등급=5, 1⁺등급=4, 1등급=3, 2등급=2, 3등급=1, 등외 제외
 3. () : 유의확률
 4. 농협음성(서울)축산물공판장은 농협서울축산물공판장이 이전한 것임(2011.3.2.)

Note) 1. Yield grade : A=3, B=2, C=1
 2. Quality grade : 1⁺⁺ = 5, 1⁺ = 4, 1 = 3, 2 = 2, 3 = 1, Other grade is excluded
 3. () : Significance probability
 4. Transferred to NACF Eumseong Slaughtering & Wholesale Center, NACF Seoul Slaughtering & Wholesale Center(2011.3.2.)

• 육우 암
Beef cattle Female

판정장소 : 농협음성

Place : NACF(Eumseong)

구분	등심단면적	도체중량	근내지방도	육색	지방색	조직감	성숙도	경락가격	육량등급	육질등급
등지방두께	0.560 (〈0.0001)	0.688 (〈0.0001)	0.491 (〈0.0001)	0.085 (〈0.0001)	0.132 (〈0.0001)	-0.235 (〈0.0001)	0.313 (〈0.0001)	0.478 (〈0.0001)	-0.501 (〈0.0001)	0.508 (〈0.0001)
등심단면적		0.718 (〈0.0001)	0.431 (〈0.0001)	0.146 (〈0.0001)	0.280 (〈0.0001)	-0.161 (〈0.0001)	0.274 (〈0.0001)	0.550 (〈0.0001)	0.076 (〈0.0001)	0.448 (〈0.0001)
도체중량			0.418 (〈0.0001)	0.192 (〈0.0001)	0.140 (〈0.0001)	-0.136 (〈0.0001)	0.313 (〈0.0001)	0.555 (〈0.0001)	-0.344 (〈0.0001)	0.453 (〈0.0001)
근내지방도				-0.108 (〈0.0001)	0.120 (〈0.0001)	-0.429 (〈0.0001)	0.181 (〈0.0001)	0.625 (〈0.0001)	-0.183 (〈0.0001)	0.971 (〈0.0001)
육색					-0.129 (〈0.0001)	0.254 (〈0.0001)	0.125 (〈0.0001)	-0.031 (〈0.0001)	-0.088 (〈0.0001)	-0.091 (〈0.0001)
지방색						-0.249 (〈0.0001)	0.120 (〈0.0001)	0.130 (〈0.0001)	0.067 (〈0.0001)	0.109 (〈0.0001)
조직감							-0.059 (〈0.0001)	-0.265 (〈0.0001)	0.063 (〈0.0001)	-0.420 (〈0.0001)
성숙도								0.129 (〈0.0001)	-0.105 (〈0.0001)	0.156 (〈0.0001)
경락가격									-0.041 (〈0.0001)	0.652 (〈0.0001)
육량등급										-0.192 (〈0.0001)

주) 1. 육량등급 : A등급=3, B등급=2, C등급=1
 2. 육질등급 : 1⁺⁺등급=5, 1⁺등급=4, 1등급=3, 2등급=2, 3등급=1, 등외 제외
 3. () : 유의확률
 4. 농협음성(서울)축산물공판장은 농협서울축산물공판장이 이전한 것임(2011.3.2.)

Note) 1. Yield grade : A=3, B=2, C=1
 2. Quality grade : 1⁺⁺ = 5, 1⁺ = 4, 1 = 3, 2 = 2, 3 = 1, Other grade is excluded
 3. () : Significance probability
 4. Transferred to NACF Eumseong Slaughtering & Wholesale Center, NACF Seoul Slaughtering & Wholesale Center(2011.3.2.)

등급판정 항목별 상관관계

• 육우 수
Beef cattle Male

판정장소 : 농협음성

Place : NACF(Eumseong)

구분	등심단면적	도체중량	근내지방도	육색	지방색	조직감	성숙도	경락가격	육량등급	육질등급
등지방두께	-0.105 (0.0001)	0.313 (0.0001)	0.000 (0.0001)	0.119 (0.0001)	0.395 (0.0001)	0.563 (0.0001)	0.124 (0.0001)	-0.05 (0.0001)	-0.437 (0.0001)	0.000 (0.0001)
등심단면적		0.167 (0.0001)	0.000 (0.0001)	-0.207 (0.0001)	-0.084 (0.0001)	-0.259 (0.0001)	0.105 (0.0001)	0.139 (0.0001)	0.741 (0.0001)	0.000 (0.0001)
도체중량			0.000 (0.0001)	0.265 (0.0001)	-0.284 (0.0001)	-0.226 (0.0001)	0.352 (0.0001)	-0.013 (0.0001)	0.218 (0.0001)	0.000 (0.0001)
근내지방도				0.000 (0.0001)	0.000 (0.0001)	0.000 (0.0001)	0.000 (0.0001)	0.000 (0.0001)	0.000 (0.0001)	0.000 (0.0001)
육색					0.132 (0.0001)	0.222 (0.0001)	0.289 (0.0001)	-0.278 (0.0001)	-0.177 (0.0001)	0.000 (0.0001)
지방색						0.516 (0.0001)	0.607 (0.0001)	-0.478 (0.0001)	-0.494 (0.0001)	0.000 (0.0001)
조직감							0.064 (0.0001)	-0.583 (0.0001)	-0.487 (0.0001)	0.000 (0.0001)
성숙도								-0.445 (0.0001)	-0.051 (0.0001)	0.000 (0.0001)
경락가격									0.283 (0.0001)	0.000 (0.0001)
육량등급										0.000 (0.0001)

주) 1. 육량등급 : A등급=3, B등급=2, C등급=1
 2. 육질등급 : 1⁺⁺등급=5, 1⁺등급=4, 1등급=3, 2등급=2, 3등급=1, 등외 제외
 3. () : 유의확률
 4. 농협음성(서울)축산물공판장은 농협서울축산물공판장이 이전한 것임(2011.3.2.)

Note) 1. Yield grade : A=3, B=2, C=1
 2. Quality grade : 1⁺⁺ = 5, 1⁺ = 4, 1 = 3, 2 = 2, 3 = 1, Other grade is excluded
 3. () : Significance probability
 4. Transferred to NACF Eumseong Slaughtering & Wholesale Center, NACF Seoul Slaughtering & Wholesale Center(2011.3.2.)

• 육우 거세
Beef cattle Castrated

판정장소 : 농협음성

Place : NACF(Eumseong)

구분	등심단면적	도체중량	근내지방도	육색	지방색	조직감	성숙도	경락가격	육량등급	육질등급
등지방두께	0.318 (0.0001)	0.497 (0.0001)	0.394 (0.0001)	-0.062 (0.0001)	0.081 (0.0001)	-0.242 (0.0001)	0.089 (0.0001)	0.366 (0.0001)	-0.539 (0.0001)	0.411 (0.0001)
등심단면적		0.663 (0.0001)	0.368 (0.0001)	0.009 (0.0001)	0.160 (0.0001)	-0.234 (0.0001)	0.154 (0.0001)	0.493 (0.0001)	0.218 (0.0001)	0.378 (0.0001)
도체중량			0.432 (0.0001)	0.014 (0.0001)	0.145 (0.0001)	-0.251 (0.0001)	0.188 (0.0001)	0.570 (0.0001)	-0.309 (0.0001)	0.460 (0.0001)
근내지방도				-0.252 (0.0001)	0.156 (0.0001)	-0.563 (0.0001)	0.269 (0.0001)	0.690 (0.0001)	-0.161 (0.0001)	0.965 (0.0001)
육색					-0.118 (0.0001)	0.370 (0.0001)	-0.068 (0.0001)	-0.191 (0.0001)	0.028 (0.0001)	-0.266 (0.0001)
지방색						-0.210 (0.0001)	0.197 (0.0001)	0.083 (0.0001)	0.002 (0.0001)	0.140 (0.0001)
조직감							-0.138 (0.0001)	-0.423 (0.0001)	0.061 (0.0001)	-0.555 (0.0001)
성숙도								0.235 (0.0001)	0.007 (0.0001)	0.253 (0.0001)
경락가격									-0.078 (0.0001)	0.726 (0.0001)
육량등급										-0.175 (0.0001)

주) 1. 육량등급 : A등급=3, B등급=2, C등급=1
 2. 육질등급 : 1⁺⁺등급=5, 1⁺등급=4, 1등급=3, 2등급=2, 3등급=1, 등외 제외
 3. () : 유의확률
 4. 농협음성(서울)축산물공판장은 농협서울축산물공판장이 이전한 것임(2011.3.2.)

Note) 1. Yield grade : A=3, B=2, C=1
 2. Quality grade : 1⁺⁺ = 5, 1⁺ = 4, 1 = 3, 2 = 2, 3 = 1, Other grade is excluded
 3. () : Significance probability
 4. Transferred to NACF Eumseong Slaughtering & Wholesale Center, NACF Seoul Slaughtering & Wholesale Center(2011.3.2.)

5. 도축장 소재지별, 도매시장별 가축(소) 이동 및 반입현황 Move and Carrying rate of livestock(cattle) by slaughter house location, wholesale market

가. 도축장 소재지별 가축(소) 이동현황

Moving rate of livestock(cattle) by slaughter house location

도축장 소재지 : 서울

Place : Seoul

(단위 : 두, %)

(unit : head, %)

연도	서울 Seoul	부산 Busan	대구 Daegu	인천 Incheon	광주 Gwangju	대전 Daejeon	울산 Ulsan	세종 Sejong	경기 Gyeonggi	강원 Gangwon	충북 Chungbuk	충남 Chungnam	전북 Jeonbuk	전남 Jeonnam	경북 Gyeongbuk	경남 Gyeongnam	제주 Jeju	계 Total
2005	0.3	-	0.2	5.0	0.1	0.1	0.5	-	31.3	5.9	9.9	15.3	9.8	10.6	7.6	2.4	0.9	97,255
2006	0.9	0.0	0.1	4.6	0.0	0.0	0.4	-	29.8	7.1	10.7	15.2	11.1	8.1	9.2	1.8	0.7	88,406
2007	0.1	-	0.2	2.5	0.1	0.1	0.8	-	23.7	6.8	12.3	17.8	10.5	11.4	10.6	2.5	0.7	89,911
2008	0.1	-	0.1	2.2	0.1	0.1	0.6	-	21.8	8.2	15.4	15.9	10.3	14.0	8.2	2.2	0.8	99,048
2009	0.1	0.0	0.3	1.7	0.1	0.2	0.5	-	19.6	9.1	14.7	16.6	10.4	15.1	9.9	1.4	0.4	100,243
2010	0.2	-	0.0	1.0	0.2	0.3	0.0	-	15.5	10.2	12.7	20.2	10.9	18.4	9.2	1.0	0.1	99,883
2011	-	-	-	-	-	-	-	-	-	-	-	-	-	-	-	-	-	-
:	:	:	:	:	:	:	:	:	:	:	:	:	:	:	:	:	:	:
2019	-	-	-	-	-	-	-	-	-	-	-	-	-	-	-	-	-	-
2020	-	-	-	-	-	-	-	-	-	-	-	-	-	-	-	-	-	-
2021	-	-	-	-	-	-	-	-	-	-	-	-	-	-	-	-	-	-
2022	-	-	-	-	-	-	-	-	-	-	-	-	-	-	-	-	-	-
2023	-	-	-	-	-	-	-	-	-	-	-	-	-	-	-	-	-	-
2024	-	-	-	-	-	-	-	-	-	-	-	-	-	-	-	-	-	-

주) 1. 농협음성(서울)축산물공판장은 농협서울축산물공판장이 이전한 것임(2011.3.2.)
2. 축산물 이력제 농장 주소 기준 집계

Note) 1. Transferred to NACF Eumseong Slaughtering & Wholesale Center, NACF Seoul Slaughtering & Wholesale Center(2011.3.2.)
2. Aggregation is based on farm address of animal products traceability

도축장 소재지 : 부산

Place : Busan

(단위 : 두, %)

(unit : head, %)

연도	서울 Seoul	부산 Busan	대구 Daegu	인천 Incheon	광주 Gwangju	대전 Daejeon	울산 Ulsan	세종 Sejong	경기 Gyeonggi	강원 Gangwon	충북 Chungbuk	충남 Chungnam	전북 Jeonbuk	전남 Jeonnam	경북 Gyeongbuk	경남 Gyeongnam	제주 Jeju	계 Total
2005	0.4	2.7	1.9	-	-	-	1.5	-	0.8	0.2	0.2	0.3	2.3	1.0	63.6	25.3	-	12,399
2006	0.3	2.5	0.4	-	0.1	-	1.2	-	1.8	0.0	0.2	0.8	2.1	1.2	64.7	24.7	-	12,269
2007	0.6	3.4	0.3	-	-	-	0.4	-	2.2	-	0.1	-	2.8	0.2	66.0	24.0	-	7,644
2008	-	4.7	0.7	-	-	-	0.8	-	2.7	0.1	-	-	2.0	0.5	66.1	22.4	-	7,139
2009	0.2	1.2	0.9	-	-	-	1.8	-	0.6	0.0	0.1	0.1	1.7	0.7	76.0	16.7	-	10,355
2010	-	1.8	2.5	-	-	-	0.4	-	3.0	-	-	0.6	1.0	1.2	75.1	14.3	-	3,226
2011	-	-	-	-	-	-	-	-	-	-	-	-	-	-	-	-	-	-
:	:	:	:	:	:	:	:	:	:	:	:	:	:	:	:	:	:	:
2019	-	-	-	-	-	-	-	-	-	-	-	-	-	-	-	-	-	-
2020	-	-	-	-	-	-	-	-	-	-	-	-	-	-	-	-	-	-
2021	-	-	-	-	-	-	-	-	-	-	-	-	-	-	-	-	-	-
2022	-	-	-	-	-	-	-	-	-	-	-	-	-	-	-	-	-	-
2023	-	-	-	-	-	-	-	-	-	-	-	-	-	-	-	-	-	-
2024	-	-	-	-	-	-	-	-	-	-	-	-	-	-	-	-	-	-

주) 축산물 이력제 농장 주소 기준 집계

Note) Aggregation is based on farm address of animal products traceability

도축장 소재지별 가축(소) 이동현황

도축장 소재지 : 대구

Place : Daegu

(단위 : 두, %)

(unit : head, %)

연도	서울 Seoul	부산 Busan	대구 Daegu	인천 Incheon	광주 Gwangju	대전 Daejeon	울산 Ulsan	세종 Sejong	경기 Gyeonggi	강원 Gangwon	충북 Chungbuk	충남 Chungnam	전북 Jeonbuk	전남 Jeonnam	경북 Gyeongbuk	경남 Gyeongnam	제주 Jeju	계 Total
2005	-	0.1	22.6	-	-	-	0.0	-	-	0.4	1.5	0.2	0.1	0.0	59.6	15.3	-	10,709
2006	-	0.2	23.4	-	-	-	0.0	-	-	0.1	0.2	0.4	0.2	0.0	64.1	11.4	-	9,794
2007	-	0.1	19.6	-	-	-	0.1	-	0.1	-	0.0	0.3	0.1	-	62.7	17.0	-	11,106
2008	-	-	17.2	-	-	-	0.0	-	0.1	-	0.1	0.1	1.2	0.2	60.4	20.8	-	11,571
2009	-	-	13.0	0.7	-	0.0	0.2	-	0.5	-	0.4	1.9	5.6	3.4	60.5	13.6	0.1	12,080
2010	-	-	9.7	0.1	0.2	0.0	0.1	-	0.4	0.1	0.8	3.3	7.1	9.4	61.6	7.1	0.1	9,761
2011	-	-	9.3	-	0.0	-	0.3	-	0.1	0.0	0.7	2.0	7.1	1.7	73.0	5.8	-	12,291
2012	-	0.0	8.3	-	0.1	0.0	0.3	-	0.2	-	1.0	3.2	9.0	5.7	62.9	9.1	0.1	12,121
2013	0.2	0.0	10.0	-	0.4	0.0	0.1	0.1	0.5	-	1.7	4.6	11.2	5.4	57.8	8.1	-	10,936
2014	-	0.0	8.1	-	0.4	0.0	0.0	0.1	0.0	0.0	0.90	1.8	9.6	10.6	62.0	6.5	-	11,705
2015	-	0.0	6.6	0.1	0.3	0.0	0.1	-	0.4	-	0.9	3.0	11.8	7.8	65.4	3.6	-	10,499
2016	-	0.2	8.9	-	0.3	-	0.1	-	0.6	-	1.1	2.3	8.0	4.9	69.1	4.4	-	8,104
2017	-	0.1	7.1	-	0.5	-	0.1	-	0.5	-	0.4	1.8	11.6	5.9	68.0	4.0	-	7,829
2018	-	0.0	5.7	-	0.1	0.0	-	0.0	2.8	-	0.3	2.6	3.5	4.3	70.7	10.0	-	7,258
2019	-	0.0	6.2	-	0.1	-	0.0	0.0	4.4	-	0.1	1.4	2.7	3.3	68.0	13.9	-	7,216
2020	-	-	4.8	-	-	0.0	0.0	0.0	0.5	-	0.6	1.5	3.7	0.7	71.9	16.1	-	7,008
2021	-	-	4.3	-	-	-	-	-	3.7	-	0.3	1.5	2.1	0.6	68.3	19.3	-	7,598
2022	-	-	3.5	-	0.0	-	-	0.0	3.4	-	0.2	2.5	4.1	1.1	71.8	13.5	-	8,359
2023	-	0.1	11.1	-	-	-	-	-	2.0	-	0.1	0.6	1.0	0.5	70.1	14.5	-	8,233
2024	-	-	15.2	-	-	-	1.6	-	0.1	-	0.4	0.4	0.8	0.4	66.7	14.3	-	1,890

주) 축산물 이력제 농장 주소 기준 집계

Note) Aggregation is based on farm address of animal products traceability

도축장 소재지 : 인천

Place : Incheon

(단위 : 두, %)

(unit : head, %)

연도	서울 Seoul	부산 Busan	대구 Daegu	인천 Incheon	광주 Gwangju	대전 Daejeon	울산 Ulsan	세종 Sejong	경기 Gyeonggi	강원 Gangwon	충북 Chungbuk	충남 Chungnam	전북 Jeonbuk	전남 Jeonnam	경북 Gyeongbuk	경남 Gyeongnam	제주 Jeju	계 Total
2005	0.3	-	0.1	24.3	-	-	-	-	48.0	3.4	7.0	9.5	1.1	0.5	5.8	0.1	-	9,062
2006	2.3	-	-	24.9	-	-	-	-	37.6	0.5	13.3	15.2	0.8	0.3	4.8	0.3	-	11,917
2007	-	-	0.0	21.6	-	0.0	-	-	49.2	1.2	3.6	18.4	0.7	0.6	4.2	0.4	0.0	10,226
2008	0.2	-	0.0	20.8	-	0.0	-	-	49.0	0.2	5.2	15.7	0.7	0.8	6.9	0.5	0.0	10,341
2009	0.0	-	0.0	17.4	0.0	0.0	-	-	44.2	0.5	15.3	18.2	0.6	0.4	3.3	0.1	0.0	12,074
2010	0.3	-	0.0	20.5	0.2	0.0	-	-	49.3	1.2	12.9	13.0	0.9	0.4	1.0	0.1	0.0	9,460
2011	0.2	-	0.0	24.6	-	-	-	-	43.1	0.8	15.4	12.1	1.8	1.5	0.3	0.0	0.3	8,516
2012	0.0	-	-	20.8	0.0	0.0	-	-	53.4	0.6	13.1	10.4	0.4	0.7	0.4	-	0.2	12,176
2013	0.1	-	-	23.9	-	-	-	0.0	58.7	2.1	6.4	6.5	0.3	0.4	1.1	0.1	0.4	12,699
2014	0.0	-	-	19.6	-	0.1	-	0.0	56.9	3.8	10.7	6.7	1.40	0.3	0.4	-	0.0	11,724
2015	0.0	-	-	17.9	0.0	0.1	-	0.0	55.7	3.1	11.5	9.0	1.6	0.5	0.5	-	-	13,935
2016	0.0	-	-	14.7	0.0	-	-	0.1	58.3	1.3	8.8	13.5	1.0	1.0	0.9	0.4	-	12,712
2017	-	-	-	15.7	-	-	0.0	0.6	64.8	1.4	3.6	7.4	2.9	0.6	2.8	0.1	-	14,887
2018	-	-	-	12.0	-	-	-	0.5	66.9	0.5	5.1	7.9	3.7	0.5	2.4	-	0.5	14,260
2019	-	-	-	12.5	-	-	-	0.1	63.6	0.3	8.1	10.7	3.6	0.0	1.0	-	-	13,398
2020	-	-	-	11.8	-	-	-	0.1	62.7	0.2	5.8	13.3	2.8	0.2	3.1	-	0.1	15,315
2021	-	-	-	12.6	-	-	-	0.0	51.1	0.6	8.0	13.4	5.4	1.4	7.3	0.2	-	16,140
2022	-	-	-	12.7	-	-	-	0.0	41.2	0.5	7.9	10.8	7.2	1.1	17.6	0.9	-	15,540
2023	-	-	0.1	11.2	0.0	-	-	-	36.1	0.5	5.6	15.5	9.5	3.6	17.2	0.5	-	16,982
2024	-	-	0.2	9.6	-	-	-	-	39.4	0.5	6.0	26.2	1.6	0.5	15.4	0.6	-	15,961

주) 축산물 이력제 농장 주소 기준 집계

Note) Aggregation is based on farm address of animal products traceability

도축장 소재지별 가축(소) 이동현황

도축장 소재지 : 광주

Place : Gwangju

(단위 : 두, %)

(unit : head, %)

연도	서울 Seoul	부산 Busan	대구 Daegu	인천 Incheon	광주 Gwangju	대전 Daejeon	울산 Ulsan	세종 Sejong	경기 Gyeonggi	강원 Gangwon	충북 Chungbuk	충남 Chungnam	전북 Jeonbuk	전남 Jeonnam	경북 Gyeongbuk	경남 Gyeongnam	제주 Jeju	계 Total
2005	-	-	0.0	-	4.0	-	-	-	0.0	-	-	1.1	57.0	36.7	0.0	1.1	-	3,219
2006	-	-	0.2	-	2.6	-	-	-	-	-	-	0.0	72.0	19.7	-	5.3	0.1	2,093
2007	-	-	0.2	0.0	3.9	-	-	-	0.2	0.1	0.1	0.3	23.1	67.9	0.5	3.6	-	5,665
2008	-	-	0.0	-	2.5	-	0.0	-	1.3	0.1	0.1	0.8	22.5	70.0	0.4	2.1	-	15,405
2009	-	-	-	-	1.8	-	-	-	1.8	0.1	0.4	1.5	22.9	69.9	0.2	1.4	0.0	20,775
2010	-	-	-	-	3.1	-	-	-	2.2	0.1	0.4	1.6	24.8	66.8	0.0	0.9	0.0	18,572
2011	0.0	0.0	-	0.0	4.3	-	-	-	1.1	0.0	0.1	0.8	22.0	71.2	0.1	0.4	0.0	17,617
2012	0.0	-	-	0.0	4.0	-	0.0	-	0.3	0.0	0.2	0.6	20.1	74.4	0.0	0.3	0.0	20,375
2013	0.0	-	-	0.0	3.4	-	-	0.0	0.2	0.1	0.1	0.2	21.5	74.0	0.1	0.3	0.0	22,148
2014	0.1	-	-	0.1	3.0	0.0	0.0	-	0.3	-	0.1	0.2	18.7	77.1	0.1	0.3	0.0	21,295
2015	0.1	-	0.0	0.0	2.9	-	-	-	0.2	0.1	0.0	0.3	20.9	75.2	0.2	0.2	-	19,169
2016	-	-	0.0	-	2.5	-	-	-	0.1	0.1	0.1	0.1	19.5	77.1	0.1	0.4	-	15,133
2017	-	-	-	0.0	2.7	-	-	-	0.1	0.0	0.1	0.2	22.9	73.5	0.1	0.3	-	14,020
2018	-	-	-	-	1.4	-	-	-	0.0	0.0	0.0	0.2	25.1	72.9	0.1	0.2	0.0	13,798
2019	-	-	0.0	-	1.6	-	-	-	0.0	-	-	0.2	28.0	69.9	0.1	0.2	0.0	12,749
2020	-	-	-	-	1.5	-	-	-	0.0	-	-	0.1	27.0	71.1	0.0	0.3	-	13,178
2021	-	-	-	-	1.1	-	-	-	0.1	-	-	0.1	23.3	74.8	0.1	0.5	-	14,054
2022	-	-	0.0	-	1.2	-	-	0.1	-	-	0.0	0.1	23.7	73.8	0.2	1.0	-	14,996
2023	-	-	-	-	1.4	-	0.0	0.1	0.0	-	0.0	1.0	26.6	69.5	0.3	0.9	-	16,871
2024	-	-	-	-	0.9	-	-	0.5	0.0	-	0.1	0.2	26.7	69.7	0.5	1.3	-	17,321

주) 축산물 이력제 농장 주소 기준 집계

Note) Aggregation is based on farm address of animal products traceability

도축장 소재지 : 대전

Place : Daejeon

(단위 : 두, %)

(unit : head, %)

연도	서울 Seoul	부산 Busan	대구 Daegu	인천 Incheon	광주 Gwangju	대전 Daejeon	울산 Ulsan	세종 Sejong	경기 Gyeonggi	강원 Gangwon	충북 Chungbuk	충남 Chungnam	전북 Jeonbuk	전남 Jeonnam	경북 Gyeongbuk	경남 Gyeongnam	제주 Jeju	계 Total
2005	-	-	-	-	-	10.9	-	-	0.1	0.2	19.6	52.2	14.4	0.1	2.3	0.2	-	3,884
2006	-	-	0.0	-	-	10.1	-	-	0.1	-	23.7	48.9	16.3	0.1	0.5	0.1	-	5,479
2007	-	-	-	-	-	-	-	-	-	-	-	-	-	-	-	-	-	-
2008	-	-	0.0	-	-	6.7	-	-	0.9	0.1	16.3	57.4	14.0	0.7	3.3	0.6	-	8,911
2009	-	-	0.1	-	-	6.0	-	-	0.4	0.0	16.6	56.4	11.9	0.5	7.5	0.6	0.0	11,338
2010	-	-	0.0	-	-	4.9	-	-	0.4	0.2	15.6	60.4	11.0	0.4	7.1	0.1	-	11,505
2011	-	-	0.0	-	0.0	5.3	-	-	0.3	0.2	15.0	56.6	12.9	0.2	8.8	0.7	-	16,183
2012	-	-	0.0	-	0.0	5.1	-	-	0.5	0.1	15.4	55.3	15.6	0.8	6.5	0.4	-	16,389
2013	-	-	0.0	0.1	0.0	6.1	0.1	4.8	0.6	0.0	19.2	44.1	14.7	1.9	7.7	0.6	-	15,895
2014	-	0.0	-	0.0	-	5.5	-	6.2	1.0	0.1	17.8	46.7	13.7	1.3	6.8	0.8	-	12,717
2015	-	0.0	0.1	-	0.0	5.3	-	5.3	0.4	0.0	18.6	50.7	12.8	0.9	5.0	0.8	-	11,218
2016	-	-	0.0	-	0.0	2.4	-	7.7	0.1	-	12.9	57.2	10.8	0.7	7.8	0.6	-	8,974
2017	-	-	0.0	-	-	1.3	-	3.1	0.1	-	12.8	63.0	10.2	0.0	9.2	0.3	-	8,817
2018	-	-	-	-	-	1.6	-	5.8	0.6	-	13.1	55.5	10.5	0.2	12.7	-	-	9,125
2019	-	-	-	-	0.0	1.3	-	6.5	0.4	-	16.4	48.5	7.6	1.0	18.2	-	-	8,952
2020	-	-	0.0	-	0.0	0.7	-	3.8	0.7	0.2	15.3	50.4	7.6	2.6	18.4	0.3	-	10,136
2021	-	-	-	-	0.1	0.7	0.0	3.6	0.3	-	15.0	46.5	5.7	5.5	21.6	1.0	-	10,552
2022	-	-	-	-	0.0	1.3	-	4.4	0.0	0.0	14.6	60.2	2.0	2.3	15.0	0.1	-	6,670
2023	-	-	0.0	-	0.0	1.9	-	3.4	0.2	0.0	17.2	60.6	2.9	2.8	10.9	0.1	-	6,380
2024	-	-	-	-	0.1	2.0	-	4.2	0.2	0.0	14.8	56.9	3.5	1.9	16.2	0.2	-	6,486

주) 축산물 이력제 농장 주소 기준 집계

Note) Aggregation is based on farm address of animal products traceability

도축장 소재지별 가축(소) 이동현황

도축장 소재지 : 울산

Place : Ulsan

(단위 : 두, %)

(unit : head, %)

연도	서울 Seoul	부산 Busan	대구 Daegu	인천 Incheon	광주 Gwangju	대전 Daejeon	울산 Ulsan	세종 Sejong	경기 Gyeonggi	강원 Gangwon	충북 Chungbuk	충남 Chungnam	전북 Jeonbuk	전남 Jeonnam	경북 Gyeongbuk	경남 Gyeongnam	제주 Jeju	계 Total
2005	-	0.8	0.2	0.0	-	0.3	26.9	-	0.1	0.3	1.7	16.5	6.0	0.5	42.2	4.5	0.0	10,686
2006	-	0.5	0.5	0.0	-	0.1	27.1	-	0.0	1.0	0.8	11.7	9.5	0.1	42.0	6.6	-	6,366
2007	-	0.3	0.4	-	-	0.1	21.7	-	0.1	0.3	1.1	9.0	5.1	4.4	53.3	4.2	-	13,271
2008	-	0.3	0.3	-	0.0	0.2	22.4	-	0.1	0.3	0.4	5.4	3.1	1.7	62.0	3.8	-	15,002
2009	-	0.2	0.1	-	-	0.0	20.9	-	0.2	0.2	0.5	2.7	2.1	0.3	65.3	7.4	0.0	18,076
2010	-	0.4	0.2	-	-	0.0	22.8	-	0.1	0.4	0.5	2.7	1.9	0.3	52.5	18.1	-	16,810
2011	-	0.2	0.6	-	-	-	32.7	-	0.1	0.0	0.1	2.8	0.8	0.4	47.5	14.7	-	15,235
2012	-	0.2	0.7	-	0.0	-	32.6	-	0.2	0.1	0.2	1.8	0.5	0.1	54.1	8.8	-	18,830
2013	-	0.2	0.5	-	0.0	0.0	30.4	0.0	0.2	0.2	0.3	1.3	0.2	0.0	56.3	9.7	0.7	21,046
2014	0.0	0.2	0.4	-	0.0	0.0	28.9	0.0	0.1	0.1	0.2	3.5	0.7	0.6	55.4	9.9	0.1	20,203
2015	-	0.2	0.5	-	-	-	31.0	0.0	0.2	0.1	0.0	3.6	1.6	1.1	54.2	7.3	0.1	18,392
2016	-	0.1	0.5	-	-	0.0	28.0	0.0	0.1	0.2	0.0	4.6	0.9	1.2	56.1	8.2	-	14,435
2017	-	0.2	0.1	-	-	0.0	33.3	0.0	0.1	0.0	0.1	4.9	0.4	0.5	53.1	7.2	0.1	12,721
2018	-	0.5	0.0	-	-	-	32.6	0.2	0.0	0.0	0.0	5.9	0.0	0.2	54.0	6.5	-	12,233
2019	-	0.4	0.4	-	-	0.0	32.2	0.2	-	0.1	0.3	4.2	0.0	0.3	55.3	6.5	-	11,464
2020	-	0.4	0.1	-	-	0.0	28.5	0.4	0.1	0.2	0.4	6.1	0.2	0.3	53.9	9.6	-	10,565
2021	-	0.2	0.0	-	-	0.0	31.0	0.3	0.0	0.0	0.3	5.4	0.2	1.0	54.6	7.2	-	10,377
2022	-	0.2	0.0	-	-	0.0	30.8	0.2	0.0	0.0	0.4	4.7	0.0	0.3	57.5	5.7	-	10,201
2023	-	0.4	0.2	-	-	0.0	34.1	0.3	0.1	0.0	0.3	3.7	0.0	0.4	56.8	3.7	-	9,685
2024	-	0.1	0.0	-	-	0.0	33.9	0.1	0.1	-	0.3	1.8	0.2	0.1	60.4	2.7	-	9,826

주) 축산물 이력제 농장 주소 기준 집계

Note) Aggregation is based on farm address of animal products traceability

도축장 소재지 : 세종

Place : Sejon

(단위 : 두, %)

(unit : head, %)

연도	서울 Seoul	부산 Busan	대구 Daegu	인천 Incheon	광주 Gwangju	대전 Daejeon	울산 Ulsan	세종 Sejong	경기 Gyeonggi	강원 Gangwon	충북 Chungbuk	충남 Chungnam	전북 Jeonbuk	전남 Jeonnam	경북 Gyeongbuk	경남 Gyeongnam	제주 Jeju	계 Total
2005	-	-	-	-	-	-	-	-	-	-	-	-	-	-	-	-	-	-
2006	-	-	-	-	-	-	-	-	-	-	-	-	-	-	-	-	-	-
2007	-	-	-	-	-	-	-	-	-	-	-	-	-	-	-	-	-	-
2008	-	-	-	-	-	-	-	-	-	-	-	-	-	-	-	-	-	-
2009	-	-	-	-	-	-	-	-	-	-	-	-	-	-	-	-	-	-
2010	-	-	-	-	-	-	-	-	-	-	-	-	-	-	-	-	-	-
2011	-	-	-	-	-	-	-	-	-	-	-	-	-	-	-	-	-	-
2012	-	-	-	-	-	-	-	-	-	-	-	-	-	-	-	-	-	-
2013	-	-	-	-	-	-	-	-	-	-	-	-	-	-	-	-	-	-
2014	-	-	-	-	-	-	-	-	-	-	-	-	-	-	-	-	-	-
2015	-	-	-	-	-	-	-	-	-	-	-	-	-	-	-	-	-	-
2016	-	-	-	-	-	-	-	-	-	-	-	-	-	-	-	-	-	-
2017	-	-	-	-	-	-	-	-	-	-	-	-	-	-	-	-	-	-
2018	-	-	-	-	-	-	-	-	-	-	-	-	-	-	-	-	-	-
2019	-	-	-	-	-	-	-	-	-	-	-	-	-	-	-	-	-	-
2020	-	-	-	-	-	-	-	-	-	-	-	-	-	-	-	-	-	-
2021	-	-	-	-	-	-	-	-	-	-	-	-	-	-	-	-	-	-
2022	-	-	-	-	-	-	-	-	-	-	-	-	-	-	-	-	-	-
2023	-	-	-	-	-	-	-	-	-	-	-	-	-	-	-	-	-	-
2024	-	-	-	-	-	-	-	-	-	-	-	-	-	-	-	-	-	-

주) 축산물 이력제 농장 주소 기준 집계

Note) Aggregation is based on farm address of animal products traceability

도축장 소재지별 가축(소) 이동현황

도축장 소재지 : 경기

Place : Gyeonggi

(단위 : 두, %)

(unit : head, %)

연도	서울 Seoul	부산 Busan	대구 Daegu	인천 Incheon	광주 Gwangju	대전 Daejeon	울산 Ulsan	세종 Sejong	경기 Gyeonggi	강원 Gangwon	충북 Chungbuk	충남 Chungnam	전북 Jeonbuk	전남 Jeonnam	경북 Gyeongbuk	경남 Gyeongnam	제주 Jeju	계 Total
2005	2.8	-	0.1	3.8	0.2	0.1	0.0	-	46.3	3.1	7.9	20.2	3.1	5.3	6.7	0.5	0.0	112,104
2006	1.1	0.0	0.1	3.6	0.2	0.0	0.0	-	48.3	3.1	7.6	20.7	3.5	4.0	6.7	0.9	0.3	119,403
2007	0.7	-	0.2	3.5	0.1	0.0	0.0	-	47.7	3.2	7.3	21.5	3.7	3.8	7.3	0.9	0.2	135,436
2008	0.7	-	0.2	2.6	0.1	0.0	-	-	51.0	3.8	5.2	21.4	4.4	4.5	5.2	0.9	0.2	161,851
2009	0.2	0.0	0.2	2.9	0.0	0.0	0.0	-	51.1	3.9	6.8	19.6	5.1	4.2	4.4	1.1	0.3	181,580
2010	0.2	-	0.0	2.1	0.0	0.0	-	-	52.9	4.8	7.8	18.9	4.8	4.5	3.1	0.5	0.3	177,141
2011	0.2	-	0.0	1.9	0.0	0.1	0.0	-	47.6	6.0	8.3	21.1	5.1	5.5	3.2	0.8	0.1	203,898
2012	0.2	-	0.0	2.8	0.0	0.1	-	-	43.7	7.9	8.1	23.0	7.4	4.2	2.4	0.1	0.1	230,685
2013	0.1	0.0	0.0	2.9	0.0	0.2	0.0	0.7	43.8	7.7	8.3	19.6	7.2	4.4	4.9	0.2	0.1	266,690
2014	0.1	-	0.0	2.9	0.1	0.2	0.0	0.8	41.2	7.3	9.1	20.5	7.8	5.3	4.1	0.4	0.1	284,329
2015	0.2	0.0	0.0	2.8	0.1	0.2	0.0	0.9	39.5	7.4	9.4	20.7	7.7	5.3	5.3	0.4	0.1	286,496
2016	0.2	-	0.0	2.7	0.0	0.1	0.0	0.9	41.4	8.6	9.7	19.4	6.8	4.0	5.7	0.3	0.1	249,952
2017	0.3	-	0.0	2.9	0.0	0.2	0.0	0.8	41.4	8.0	8.6	18.9	6.9	4.3	7.3	0.3	0.1	246,410
2018	0.0	-	0.0	3.1	0.0	0.2	0.1	1.1	42.5	8.4	8.0	18.6	6.8	4.2	6.7	0.3	0.1	236,290
2019	0.0	0.0	0.0	3.2	0.0	0.3	0.0	1.0	42.3	9.2	8.1	17.2	6.9	4.1	7.2	0.3	0.2	239,326
2020	0.0	0.0	0.0	3.0	0.1	0.2	-	1.0	41.3	9.5	7.6	18.6	6.8	3.2	8.3	0.4	0.2	245,119
2021	0.0	-	0.0	3.2	0.0	0.2	0.0	0.6	42.4	10.2	7.0	17.2	7.3	3.5	7.9	0.3	0.3	244,753
2022	0.0	0.0	0.0	2.8	0.0	0.1	-	0.6	41.8	11.0	7.4	16.7	6.6	3.5	9.0	0.4	0.2	259,933
2023	0.0	-	0.1	2.5	0.0	0.2	0.0	0.5	41.1	12.7	7.2	17.2	7.0	3.0	8.1	0.3	0.2	260,256
2024	0.0	-	0.0	2.4	0.0	0.2	0.0	0.5	40.3	13.8	6.7	17.1	8.0	2.9	7.6	0.2	0.0	265,987

주) 축산물 이력제 농장 주소 기준 집계

Note) Aggregation is based on farm address of animal products traceability

도축장 소재지 : 강원

Place : Gangwon

(단위 : 두, %)

(unit : head, %)

연도	서울 Seoul	부산 Busan	대구 Daegu	인천 Incheon	광주 Gwangju	대전 Daejeon	울산 Ulsan	세종 Sejong	경기 Gyeonggi	강원 Gangwon	충북 Chungbuk	충남 Chungnam	전북 Jeonbuk	전남 Jeonnam	경북 Gyeongbuk	경남 Gyeongnam	제주 Jeju	계 Total
2005	-	-	0.0	1.5	0.0	0.1	-	-	23.3	61.6	5.1	5.0	0.5	0.4	2.3	0.1	-	34,287
2006	0.1	0.0	0.0	1.4	-	0.0	0.0	-	19.7	62.3	5.6	5.5	0.9	1.0	3.5	0.0	-	31,867
2007	-	-	-	2.0	0.0	-	-	-	13.2	71.3	3.4	4.3	1.4	0.7	3.6	0.0	-	32,252
2008	-	-	-	2.5	-	-	-	-	8.1	81.2	1.7	0.6	0.5	0.5	4.8	0.0	-	36,962
2009	0.0	-	0.0	1.2	0.0	-	0.0	-	10.4	78.9	2.1	2.1	1.0	0.1	4.1	0.0	0.0	42,756
2010	-	-	-	0.1	-	-	-	-	10.1	81.7	2.4	1.5	0.3	0.1	3.8	-	-	33,853
2011	0.0	-	0.0	-	-	-	-	-	6.3	90.2	1.2	0.9	0.1	0.2	1.1	0.0	-	34,193
2012	-	-	0.0	-	-	-	-	-	9.3	86.1	0.9	1.2	0.2	0.1	2.1	0.1	-	39,795
2013	0.1	-	0.0	-	-	-	-	0.0	7.9	88.2	1.2	0.7	0.0	0.0	1.9	0.0	0.0	43,700
2014	0.0	-	-	0.0	-	-	-	-	7.4	87.9	0.7	1.4	0.3	0.0	2.2	0.0	-	41,064
2015	-	-	-	0.1	-	-	-	-	7.6	88.9	0.4	0.4	0.3	0.0	1.9	0.1	-	37,342
2016	-	-	-	0.0	-	-	-	-	8.5	88.3	0.9	0.0	0.2	0.1	1.8	0.1	-	30,498
2017	-	-	-	0.0	-	-	-	-	8.6	86.2	1.3	0.6	0.1	0.0	3.2	0.1	-	31,290
2018	-	-	-	-	-	-	-	0.0	12.3	85.2	0.4	0.2	-	-	1.9	-	0.0	32,154
2019	-	-	-	-	0.0	-	-	0.0	9.9	86.7	0.2	0.6	0.0	0.1	2.4	0.0	-	31,655
2020	-	-	-	-	-	0.0	-	0.0	9.6	87.9	0.4	0.5	0.0	0.1	1.4	-	-	29,757
2021	-	-	-	-	-	-	-	0.0	9.0	86.3	0.6	2.2	0.0	0.1	1.8	0.0	-	32,972
2022	-	-	-	-	-	-	-	0.0	7.7	86.3	0.5	3.3	0.0	0.1	2.2	-	-	33,908
2023	-	-	-	-	-	-	0.0	0.0	8.0	87.3	0.8	1.6	-	0.0	2.3	-	-	32,801
2024	-	-	-	-	-	-	-	0.0	8.3	87.2	1.1	1.9	0.1	0.0	1.4	-	-	35,216

주) 축산물 이력제 농장 주소 기준 집계

Note) Aggregation is based on farm address of animal products traceability

도축장 소재지별 가축(소) 이동현황

도축장 소재지 : 충북

Place : Chungbuk

(단위 : 두, %)

(unit : head, %)

연도	서울 Seoul	부산 Busan	대구 Daegu	인천 Incheon	광주 Gwangju	대전 Daejeon	울산 Ulsan	세종 Sejong	경기 Gyeonggi	강원 Gangwon	충북 Chungbuk	충남 Chungnam	전북 Jeonbuk	전남 Jeonnam	경북 Gyeongbuk	경남 Gyeongnam	제주 Jeju	계 Total
2005	1.9	-	0.2	0.4	-	0.2	0.0	-	6.7	2.7	44.2	20.2	6.6	3.7	9.5	3.4	0.4	31,494
2006	0.1	0.0	0.0	0.5	0.0	0.3	-	-	9.7	2.1	41.2	17.9	6.8	11.2	6.6	3.1	0.3	29,701
2007	0.0	-	0.0	0.3	0.0	0.7	0.0	-	7.7	4.3	37.7	24.3	7.9	6.8	8.5	1.5	0.2	48,475
2008	0.0	-	0.0	0.3	0.0	0.5	0.0	-	5.1	2.6	39.1	26.0	8.2	7.3	10.2	0.5	0.2	56,528
2009	0.0	-	0.0	0.0	0.1	0.2	0.0	-	4.6	3.1	37.9	24.7	9.6	5.0	14.1	0.4	0.1	59,238
2010	0.0	-	0.0	0.0	0.0	0.2	0.0	-	6.0	3.4	41.0	23.6	9.9	4.5	10.6	0.4	0.3	52,399
2011	0.1	-	0.0	0.2	0.2	0.3	0.1	-	7.2	6.3	26.1	17.9	12.2	16.6	11.1	1.5	0.1	153,743
2012	0.1	-	0.0	0.1	0.2	0.4	0.0	-	8.4	5.3	24.8	19.9	13.0	15.5	10.8	1.5	0.1	179,182
2013	0.0	-	0.0	0.1	0.2	0.2	0.0	2.2	8.6	4.9	26.5	16.3	13.0	14.6	11.8	1.5	0.2	185,099
2014	0.1	0.0	0.1	0.0	0.2	0.3	0.1	2.2	9.2	4.8	24.2	16.6	13.3	16.3	11.5	1.0	0.1	179,879
2015	0.2	0.0	0.1	0.0	0.3	0.3	0.0	2.2	9.1	4.4	23.9	14.0	16.5	16.7	11.5	0.7	0.1	174,623
2016	0.2	0.0	0.1	0.0	0.2	0.5	0.0	2.2	7.3	3.9	23.6	12.1	20.6	17.3	11.1	0.8	0.1	156,715
2017	0.1	0.1	0.2	0.0	0.2	0.5	0.1	1.5	7.0	4.4	22.9	12.9	18.9	16.9	13.5	1.0	0.2	174,483
2018	0.0	0.0	0.1	0.0	0.2	0.3	0.0	1.9	5.5	5.2	22.5	12.2	20.5	16.7	13.9	0.9	0.1	173,003
2019	-	0.0	0.1	0.0	0.2	0.3	0.1	1.8	4.4	4.7	21.1	12.7	20.9	18.8	13.8	0.9	0.1	182,720
2020	-	0.0	0.1	0.0	0.2	0.3	0.1	2.0	4.0	5.3	21.5	11.7	21.5	19.9	12.7	0.7	0.0	178,025
2021	-	0.0	0.0	-	0.2	0.3	0.1	1.7	4.4	4.5	23.0	9.7	20.4	23.1	11.9	0.6	0.0	176,061
2022	0.0	-	0.0	0.0	0.2	0.2	0.0	1.6	4.2	4.4	22.9	9.6	21.2	24.1	10.8	0.6	0.1	187,281
2023	0.0	-	0.0	0.0	0.2	0.3	0.0	1.4	3.9	3.9	24.3	9.4	20.0	25.6	10.5	0.5	0.0	193,840
2024	0.0	-	0.0	0.0	0.2	0.3	0.0	1.3	4.3	3.5	23.6	8.7	20.2	27.7	9.5	0.5	0.2	196,565

주) 1. 농협음성(서울)축산물공판장은 농협서울축산물공판장이 이전한 것임(2011.3.2.)
2. 축산물 이력제 농장 주소 기준 집계

Note) 1. Transferred to NACF Eumseong Slaughtering & Wholesale Center, NACF Seoul Slaughtering & Wholesale Center(2011.3.2.)
2. Aggregation is based on farm address of animal products traceability

도축장 소재지 : 충남

Place : Chungnam

(단위 : 두, %)

(unit : head, %)

연도	서울 Seoul	부산 Busan	대구 Daegu	인천 Incheon	광주 Gwangju	대전 Daejeon	울산 Ulsan	세종 Sejong	경기 Gyeonggi	강원 Gangwon	충북 Chungbuk	충남 Chungnam	전북 Jeonbuk	전남 Jeonnam	경북 Gyeongbuk	경남 Gyeongnam	제주 Jeju	계 Total
2005	0.1	-	-	0.6	0.1	0.1	-	-	3.7	0.8	1.8	87.1	3.2	1.3	1.1	0.1	0.0	26,395
2006	0.2	0.0	0.0	0.3	0.1	0.4	-	-	7.9	0.4	2.3	83.3	3.3	0.7	1.0	0.1	0.1	28,672
2007	-	-	0.0	0.3	0.0	1.3	-	-	4.9	0.0	4.8	83.6	3.7	0.3	0.8	0.2	0.0	35,220
2008	0.0	0.0	0.0	-	0.0	0.3	0.0	-	2.2	0.1	1.1	90.7	3.8	0.9	0.7	0.2	0.0	39,864
2009	-	-	0.0	0.0	0.0	0.2	-	-	4.6	0.1	1.2	89.0	3.1	1.2	0.4	0.2	0.0	44,367
2010	-	-	0.0	0.0	0.2	0.1	-	-	3.2	0.1	1.2	91.2	2.5	1.3	0.2	0.1	0.0	37,182
2011	0.0	-	-	0.0	0.0	0.2	-	-	1.8	0.1	1.1	93.6	2.2	0.7	0.3	0.1	-	47,820
2012	0.0	-	0.0	0.0	0.0	0.1	0.0	-	1.3	0.2	0.7	93.9	2.0	1.0	0.4	0.1	0.1	50,064
2013	0.0	-	0.0	0.0	0.0	0.1	-	0.5	0.9	0.0	0.3	95.5	1.7	0.4	0.3	0.1	0.1	47,286
2014	0.0	-	0.0	0.0	0.0	0.2	-	0.5	1.8	0.0	0.8	90.8	3.8	1.1	0.7	0.3	0.0	41,776
2015	0.0	-	0.0	0.0	0.0	0.1	0.0	0.8	1.2	0.0	0.3	91.1	3.8	0.9	1.4	0.4	0.0	37,734
2016	0.0	-	0.1	0.1	0.0	0.1	0.0	1.1	0.9	0.0	0.4	89.7	4.7	1.2	1.0	0.5	0.1	33,898
2017	0.0	-	0.0	0.1	0.0	0.1	-	1.2	1.3	0.1	0.5	89.4	4.2	1.6	1.2	0.2	0.0	35,341
2018	-	-	-	0.1	0.0	0.0	-	3.0	0.7	0.0	0.4	89.5	4.7	0.7	0.7	0.3	0.0	37,252
2019	-	-	-	-	0.0	0.1	-	3.7	0.8	0.1	0.3	89.6	4.2	0.8	0.3	0.0	0.2	36,881
2020	-	-	0.0	0.1	0.0	0.1	-	3.8	1.3	0.0	2.5	78.2	8.9	2.6	1.8	0.2	0.4	45,171
2021	-	-	-	0.1	0.1	0.1	-	3.7	3.3	0.6	6.4	63.4	12.5	3.4	6.1	0.1	0.2	75,568
2022	-	-	0.0	0.1	0.0	0.1	-	3.4	2.3	1.0	5.9	58.3	17.0	3.2	8.4	0.2	0.1	98,717
2023	-	-	0.0	0.0	0.0	0.2	-	3.1	2.4	1.4	5.5	54.7	20.2	2.6	9.6	0.1	0.1	114,323
2024	-	-	0.0	-	0.0	0.2	-	3.2	1.9	0.9	6.3	54.1	20.5	2.9	9.3	0.1	0.5	120,683

주) 축산물 이력제 농장 주소 기준 집계

Note) Aggregation is based on farm address of animal products traceability

도축장 소재지별 가축(소) 이동현황

도축장 소재지 : 전북

Place : Jeonbuk

(단위 : 두, %)

(unit : head, %)

연도	서울 Seoul	부산 Busan	대구 Daegu	인천 Incheon	광주 Gwangju	대전 Daejeon	울산 Ulsan	세종 Sejong	경기 Gyeonggi	강원 Gangwon	충북 Chungbuk	충남 Chungnam	전북 Jeonbuk	전남 Jeonnam	경북 Gyeongbuk	경남 Gyeongnam	제주 Jeju	계 Total
2005	0.1	-	-	0.1	0.1	0.1	-	-	13.6	0.2	2.5	19.8	58.3	3.6	1.4	0.3	-	27,047
2006	0.0	-	0.0	0.2	0.4	0.0	-	-	4.4	0.1	1.3	17.4	68.7	6.4	0.6	0.4	0.0	29,567
2007	0.0	-	0.0	0.3	0.0	0.3	-	-	3.7	0.1	2.7	19.5	65.1	6.6	0.6	1.2	0.0	32,556
2008	-	-	0.0	0.5	0.0	0.1	-	-	1.7	0.2	0.6	13.2	74.5	6.6	0.5	1.9	0.0	35,146
2009	0.0	0.0	0.0	0.1	0.1	0.2	0.0	-	0.4	0.1	0.4	11.7	76.4	7.3	0.8	2.2	0.3	38,797
2010	0.0	-	0.0	-	0.1	0.0	-	-	0.7	0.1	1.4	9.8	76.4	7.2	1.8	1.9	0.5	35,443
2011	0.0	-	0.0	-	0.1	0.0	-	-	0.1	0.0	0.1	5.1	83.4	9.6	0.6	0.8	0.0	43,885
2012	-	-	0.0	0.0	0.1	0.0	-	-	0.2	0.0	0.5	7.5	81.9	6.7	0.3	2.7	0.0	47,974
2013	0.0	-	0.0	0.0	0.1	0.0	0.0	0.0	0.3	0.1	0.1	7.7	80.0	9.1	0.6	1.8	0.1	50,215
2014	0.0	-	0.0	0.0	0.2	0.0	-	0.0	0.2	0.1	0.80	7.3	83.4	6.8	0.5	0.8	-	45,013
2015	0.0	-	0.0	0.0	0.2	0.0	-	0.0	0.1	0.1	0.1	5.5	84.5	7.2	1.7	0.6	-	37,699
2016	-	-	-	-	0.1	0.0	-	0.0	0.2	0.2	0.1	6.5	85.0	7.0	0.4	0.7	-	26,720
2017	-	-	0.0	0.0	0.1	0.0	0.0	0.0	0.1	0.0	0.0	6.2	88.6	3.9	0.3	0.7	0.0	24,628
2018	-	-	-	-	0.1	-	-	0.0	0.1	0.0	0.1	7.2	89.5	2.4	0.1	0.4	0.0	20,983
2019	-	-	0.0	-	0.0	0.0	-	0.1	0.2	0.2	0.0	8.1	88.2	2.6	0.1	0.6	0.0	19,643
2020	-	-	-	-	0.0	0.0	-	0.1	0.1	0.1	-	8.9	87.9	2.4	0.0	0.4	-	18,858
2021	-	-	-	-	0.1	-	-	0.2	0.1	0.2	0.1	8.4	87.9	2.2	0.1	0.8	-	17,558
2022	-	-	-	-	0.1	0.0	-	0.2	-	0.2	0.0	8.7	88.0	2.0	0.0	0.8	-	17,228
2023	-	-	-	-	0.0	0.0	-	0.1	0.0	0.1	0.1	8.7	88.2	2.0	0.0	0.6	0.2	17,885
2024	-	-	-	-	0.0	0.0	-	0.1	0.1	0.1	0.0	6.6	90.6	1.4	0.2	0.9	-	16,558

주) 축산물 이력제 농장 주소 기준 집계

Note) Aggregation is based on farm address of animal products traceability

도축장 소재지 : 전남

Place : Jeonnam

(단위 : 두, %)

(unit : head, %)

연도	서울 Seoul	부산 Busan	대구 Daegu	인천 Incheon	광주 Gwangju	대전 Daejeon	울산 Ulsan	세종 Sejong	경기 Gyeonggi	강원 Gangwon	충북 Chungbuk	충남 Chungnam	전북 Jeonbuk	전남 Jeonnam	경북 Gyeongbuk	경남 Gyeongnam	제주 Jeju	계 Total
2005	-	-	0.0	-	3.9	0.0	-	-	0.1	0.0	0.0	0.4	10.6	83.4	0.1	1.5	0.0	24,503
2006	-	-	0.0	-	4.2	0.0	-	-	0.1	0.1	0.0	0.4	11.6	81.6	0.2	1.6	0.0	24,152
2007	-	-	0.0	-	3.4	0.0	0.0	-	0.1	0.2	0.1	1.0	12.0	79.8	0.4	2.9	0.0	36,261
2008	-	-	0.0	-	2.3	0.0	-	-	0.4	0.3	0.1	1.6	11.2	81.0	0.5	2.5	0.1	55,342
2009	0.0	-	0.0	-	1.8	0.0	0.0	-	0.3	0.0	0.1	1.3	12.0	82.0	0.3	2.1	0.1	67,440
2010	-	-	0.0	-	1.0	0.0	-	-	0.6	0.1	0.2	0.8	10.9	84.7	0.1	1.4	0.1	56,597
2011	0.0	0.0	0.0	-	1.2	0.0	-	-	0.3	0.1	0.2	0.8	11.9	84.3	0.2	1.0	0.0	66,559
2012	0.0	0.0	0.0	0.0	1.1	0.0	0.0	-	0.2	0.1	0.1	0.4	11.3	85.7	0.0	0.8	0.0	75,395
2013	0.0	-	0.0	0.0	1.3	0.0	-	0.0	0.2	0.1	0.3	0.3	10.6	86.2	0.1	0.9	0.0	82,624
2014	0.2	-	0.0	0.0	1.3	-	-	0.0	0.3	0.2	0.2	0.4	9.00	87	0.1	1.3	0.0	82,383
2015	0.2	-	0.0	0.0	1.2	-	-	0.0	0.3	0.0	0.1	0.6	10.4	86.0	0.1	1.2	0.0	75,626
2016	0.0	-	0.0	0.0	1.3	-	-	0.0	0.6	0.1	0.2	0.8	10.3	85.3	0.2	1.3	0.0	62,817
2017	-	-	0.0	0.0	1.2	0.0	0.0	0.0	0.3	0.0	0.4	0.4	11.1	84.7	0.2	1.6	0.0	65,208
2018	-	-	0.0	-	0.9	-	-	0.0	0.3	0.0	0.1	0.5	12.8	83.6	0.2	1.5	0.0	66,116
2019	-	-	0.0	-	0.9	-	-	0.0	0.2	0.0	0.0	0.2	14.2	83.0	0.4	0.9	0.0	73,511
2020	-	-	-	-	0.7	0.0	0.0	0.0	0.0	0.0	0.0	0.5	15.4	82.4	0.2	0.6	0.0	74,124
2021	-	-	0.0	-	0.6	-	0.0	0.0	0.1	-	0.0	0.8	14.8	82.8	0.1	0.8	0.0	75,620
2022	-	-	-	-	0.6	0.0	0.0	0.1	0.0	-	0.0	1.3	15.0	82.2	0.1	0.6	0.1	84,542
2023	-	-	-	-	0.5	0.0	0.0	0.1	0.0	0.0	0.0	1.4	14.5	82.2	0.4	0.7	0.1	94,125
2024	-	-	0.0	-	0.4	0.0	0.0	0.3	0.1	0.2	0.1	1.9	17.2	77.5	1.0	1.3	0.1	104,302

주) 축산물 이력제 농장 주소 기준 집계

Note) Aggregation is based on farm address of animal products traceability

도축장 소재지별 가축(소) 이동현황

도축장 소재지 : 경북

Place : Gyeongbuk

(단위 : 두, %)

(unit : head, %)

연도	서울 Seoul	부산 Busan	대구 Daegu	인천 Incheon	광주 Gwangju	대전 Daejeon	울산 Ulsan	세종 Sejong	경기 Gyeonggi	강원 Gangwon	충북 Chungbuk	충남 Chungnam	전북 Jeonbuk	전남 Jeonnam	경북 Gyeongbuk	경남 Gyeongnam	제주 Jeju	계 Total
2005	-	0.0	7.2	0.0	-	-	0.3	-	0.1	0.2	0.9	0.1	0.5	0.1	77.8	12.8	-	65,126
2006	0.0	0.0	7.5	-	0.0	0.0	0.3	-	0.2	0.2	0.7	0.1	0.3	0.2	79.3	11.2	-	69,628
2007	0.1	0.0	6.8	0.0	-	-	0.2	-	0.2	0.1	0.8	0.2	0.4	0.2	80.7	10.4	-	77,014
2008	0.0	0.0	7.5	-	0.0	-	0.5	-	0.0	0.1	0.9	0.2	1.3	0.3	79.9	9.3	-	84,505
2009	-	0.0	5.2	0.0	0.0	-	0.6	-	0.1	0.1	1.2	0.3	2.7	0.5	79.4	9.9	0.0	84,722
2010	-	0.1	6.1	-	0.0	0.0	0.3	-	0.1	0.0	0.6	0.3	4.2	0.6	77.5	10.1	0.0	78,061
2011	-	0.0	5.9	0.0	0.0	0.0	0.2	-	0.2	0.1	0.6	0.2	2.3	0.9	81.8	7.7	-	100,590
2012	0.0	0.0	4.3	-	0.1	-	0.4	-	0.4	0.3	0.6	0.1	2.0	1.0	77.7	13.0	-	110,212
2013	0.0	0.0	4.2	-	0.0	0.0	0.5	0.0	0.7	0.4	0.8	0.3	1.4	0.6	82.8	8.3	-	119,809
2014	-	0.0	3.7	-	0.0	0.0	0.1	0.0	0.2	0.2	0.4	0.2	1.8	0.7	82.9	9.6	0.0	120,896
2015	0.0	0.1	3.8	-	0.0	0.0	0.2	0.0	0.3	0.2	0.3	0.1	1.4	0.6	84.0	9.0	-	117,479
2016	0.0	0.0	3.9	-	0.0	-	0.3	0.0	0.3	0.2	0.2	0.1	1.6	0.7	82.5	10.2	-	101,036
2017	-	0.0	3.2	-	0.1	0.0	0.4	0.0	0.2	0.1	0.3	0.3	1.5	0.9	83.2	9.7	-	101,421
2018	-	0.0	2.3	-	0.0	-	0.4	0.0	0.2	0.1	0.3	0.1	1.7	1.4	83.5	9.8	0.0	104,902
2019	-	0.0	2.1	-	-	0.0	0.4	0.0	0.1	0.1	0.3	0.3	2.3	1.7	83.0	9.6	-	108,807
2020	-	0.0	2.1	-	-	-	0.5	0.0	0.1	0.2	0.4	0.4	3.1	1.2	83.6	8.3	0.0	109,564
2021	-	0.0	1.8	0.0	0.0	-	0.5	0.0	0.1	0.2	0.8	0.5	3.3	1.3	83.0	8.3	0.0	114,693
2022	-	0.0	1.6	-	0.0	-	0.5	0.0	0.4	0.3	1.2	0.5	3.2	1.0	83.2	8.0	0.0	118,152
2023	-	0.0	2.7	0.0	0.0	-	0.6	0.0	0.2	0.3	1.0	0.3	3.7	0.9	82.5	7.7	0.0	117,583
2024	-	0.0	2.7	-	0.0	-	0.6	0.0	0.1	0.5	1.6	0.4	2.5	0.9	83.0	7.5	0.0	135,647

주) 축산물 이력제 농장 주소 기준 집계

Note) Aggregation is based on farm address of animal products traceability

도축장 소재지 : 경남

Place : Gyeongnam

(단위 : 두, %)

(unit : head, %)

연도	서울 Seoul	부산 Busan	대구 Daegu	인천 Incheon	광주 Gwangju	대전 Daejeon	울산 Ulsan	세종 Sejong	경기 Gyeonggi	강원 Gangwon	충북 Chungbuk	충남 Chungnam	전북 Jeonbuk	전남 Jeonnam	경북 Gyeongbuk	경남 Gyeongnam	제주 Jeju	계 Total
2005	0.0	0.7	2.2	0.0	0.0	0.0	4.9	-	0.0	0.0	1.0	0.2	0.9	2.7	27.3	59.8	0.0	52,328
2006	0.0	0.9	2.3	0.0	0.0	0.0	4.4	-	-	0.0	1.5	0.3	1.2	3.2	27.6	58.6	-	58,076
2007	-	0.7	2.1	0.0	0.0	-	3.3	-	0.2	0.0	1.6	0.6	1.2	3.0	31.6	55.4	0.1	70,858
2008	0.0	0.4	2.0	0.0	0.0	0.0	2.7	-	0.7	0.0	1.5	0.6	1.6	2.7	36.1	51.5	0.2	86,134
2009	0.0	0.4	1.7	0.0	0.0	0.0	2.5	-	0.2	0.0	2.3	0.9	2.6	2.8	35.6	50.7	0.3	94,225
2010	-	0.4	1.7	-	0.0	0.0	3.0	-	0.0	0.0	2.4	0.8	2.5	3.6	34.1	51.1	0.3	96,961
2011	0.0	0.6	1.4	-	0.0	0.0	2.0	-	0.1	0.0	1.8	1.0	4.4	4.7	34.2	49.5	0.3	117,816
2012	-	0.4	1.3	-	0.0	0.0	2.0	-	0.4	0.0	2.4	1.1	3.4	7.4	36.6	44.5	0.4	140,269
2013	0.0	0.3	1.4	-	0.0	0.0	2.3	0.1	0.1	0.0	2.3	0.5	3.2	5.5	39.1	44.9	0.4	164,232
2014	0.0	0.3	1.3	0.0	0.0	0.0	2.2	0.1	0.1	0.0	2.3	0.30	3.9	4.9	39.4	44.8	0.3	162,930
2015	0.0	0.3	1.3	-	0.1	0.0	2.6	0.2	0.1	0.0	1.6	0.5	4.2	4.7	40.8	43.2	0.3	160,068
2016	0.0	0.3	1.2	-	0.1	0.1	2.7	0.3	0.1	0.0	1.3	0.5	3.9	4.3	42.0	42.8	0.3	132,775
2017	-	0.2	1.3	-	0.0	0.0	2.7	0.3	0.1	0.1	0.8	0.4	5.0	4.4	41.3	43.0	0.5	130,782
2018	-	0.2	0.9	-	0.0	0.0	2.7	0.5	0.1	0.1	0.5	0.4	5.0	4.5	40.6	43.8	0.7	128,655
2019	-	0.2	1.0	-	0.1	0.0	2.8	0.4	0.0	0.0	0.7	0.5	5.0	4.3	40.8	43.4	0.8	132,170
2020	-	0.2	0.8	-	0.0	0.0	3.3	0.3	0.0	0.0	0.6	0.5	4.8	4.4	41.0	43.6	0.5	128,235
2021	-	0.2	0.8	-	0.0	0.0	3.5	0.1	0.0	0.0	0.5	0.4	4.4	3.7	41.2	44.6	0.4	131,033
2022	-	0.2	0.8	-	0.0	0.0	3.7	0.2	0.0	0.0	0.5	0.4	3.2	4.4	43.3	42.9	0.4	150,308
2023	-	0.1	1.6	0.0	0.0	-	3.5	0.0	0.0	0.0	0.4	0.3	2.7	4.2	45.3	41.3	0.4	167,086
2024	-	0.1	1.6	-	0.0	-	3.2	0.0	0.0	0.0	0.4	0.1	4.2	4.9	42.9	41.4	1.0	176,115

주) 축산물 이력제 농장 주소 기준 집계

Note) Aggregation is based on farm address of animal products traceability

도축장 소재지별 가축(소) 이동현황

도축장 소재지 : 제주

Place : Jeju

(단위 : 두, %)

(unit : head, %)

연도	서울 Seoul	부산 Busan	대구 Daegu	인천 Incheon	광주 Gwangju	대전 Daejeon	울산 Ulsan	세종 Sejong	경기 Gyeonggi	강원 Gangwon	충북 Chungbuk	충남 Chungnam	전북 Jeonbuk	전남 Jeonnam	경북 Gyeongbuk	경남 Gyeongnam	제주 Jeju	계 Total
2005	-	-	-	-	-	-	-	-	-	-	-	-	-	-	-	-	100.0	2,041
2006	-	-	-	-	-	-	-	-	-	-	-	-	-	-	-	-	100.0	2,300
2007	-	-	-	-	-	-	-	-	-	-	-	-	-	-	-	-	100.0	2,349
2008	-	-	-	-	-	-	-	-	-	-	-	-	-	-	-	-	100.0	2,603
2009	-	-	-	-	-	-	-	-	-	-	-	-	-	-	-	-	100.0	3,101
2010	-	-	-	-	-	-	-	-	-	-	-	-	-	-	-	-	100.0	3,506
2011	-	-	-	-	-	-	-	-	-	-	-	-	-	0.0	-	-	100.0	4,790
2012	-	-	-	-	-	-	-	-	-	-	-	-	-	0.0	-	-	100.0	4,715
2013	-	-	-	-	-	-	-	-	-	-	-	-	-	0.0	-	-	100.0	5,276
2014	-	-	-	-	-	-	-	-	-	-	-	-	-	-	-	-	100.0	5,662
2015	-	-	-	-	-	-	-	-	-	-	-	-	-	-	-	-	100	6,721
2016	-	-	-	-	-	-	-	-	-	-	-	-	-	0.1	-	-	99.9	5,703
2017	-	-	-	-	-	-	-	-	-	-	-	-	-	-	-	-	100.0	5,601
2018	-	-	-	-	-	-	-	-	-	-	-	-	-	-	-	-	100.0	5,753
2019	-	-	-	-	-	-	-	-	-	-	-	-	-	-	-	-	100.0	6,127
2020	-	-	-	-	-	-	-	-	-	-	-	-	-	-	-	-	100.0	5,368
2021	-	-	-	-	-	-	-	-	-	-	-	-	-	-	-	-	100.0	5,229
2022	-	-	-	-	-	-	-	-	-	-	-	-	-	-	-	-	100.0	5,561
2023	-	-	-	-	-	-	-	-	-	-	-	-	-	-	-	-	100.0	5,459
2024	-	-	-	-	-	-	-	-	-	-	-	-	-	-	-	-	100.0	5,636

주) 축산물 이력제 농장 주소 기준 집계

Note) Aggregation is based on farm address of animal products traceability

나. 도매시장별 가축(소) 반입현황

Carrying rate of livestock(cattle) by wholesale market

도매시장 : 농협음성

Place : NACF(Eumseong)

(단위 : 두, %)

(unit : head, %)

연도	서울 Seoul	부산 Busan	대구 Daegu	인천 Incheon	광주 Gwangju	대전 Daejeon	울산 Ulsan	세종 Sejong	경기 Gyeonggi	강원 Gangwon	충북 Chungbuk	충남 Chungnam	전북 Jeonbuk	전남 Jeonnam	경북 Gyeongbuk	경남 Gyeongnam	제주 Jeju	계 Total
2005	0.3	-	0.2	3.2	0.1	0.1	0.6	-	26.8	6.9	10.2	15.5	11.3	12.2	8.8	2.8	1.0	82,806
2006	1.0	0.0	0.1	3.5	0.0	0.0	0.5	-	27.4	7.7	11.2	15.3	12.0	8.6	10.0	2.0	0.7	81,496
2007	0.1	-	0.2	2.5	0.1	0.1	0.8	-	23.7	6.8	12.3	17.8	10.5	11.4	10.6	2.5	0.7	89,899
2008	0.1	-	0.1	2.2	0.1	0.1	0.6	-	21.8	8.2	15.4	15.9	10.3	14.0	8.2	2.2	0.8	99,048
2009	0.1	0.0	0.3	1.7	0.1	0.2	0.5	-	19.6	9.1	14.7	16.6	10.4	15.1	9.9	1.4	0.4	100,243
2010	0.1	-	0.0	1.0	0.2	0.3	0.0	-	15.7	10.2	12.7	20.3	10.9	18.4	9.2	1.0	0.1	99,581
2011	0.2	-	0.1	0.3	0.2	0.5	0.1	-	9.1	7.0	13.3	19.4	13.5	23.2	12.3	0.8	0.1	88,724
2012	0.1	-	0.0	0.2	0.2	0.5	0.0	-	10.1	6.9	15.6	19.1	15.0	21.1	10.2	1.0	0.1	105,862
2013	0.1	-	0.1	0.1	0.2	0.2	0.0	2.3	9.8	5.6	16.9	15.6	15.7	20.4	12.1	0.8	0.2	110,379
2014	0.1	0.0	0.1	0.0	0.2	0.3	0.2	2.4	8.9	4.9	16.4	15.4	16.3	22.7	11.5	0.6	0.2	114,408
2015	0.1	0.0	0.1	0.0	0.4	0.4	0.0	2.4	7.9	4.5	17.0	12.6	21.4	23.0	9.8	0.4	0.1	113,339
2016	0.2	-	0.1	0.0	0.3	0.7	0.0	2.4	6.2	4.5	18.2	10.0	25.1	22.4	9.5	0.5	0.0	107,328
2017	0.0	-	0.1	0.0	0.3	0.6	0.1	1.6	6.1	5.3	18.3	11.9	22.4	21.4	10.9	0.7	0.2	125,227
2018	0.0	-	0.0	0.0	0.3	0.4	0.0	2.0	5.6	6.2	19.1	11.1	22.9	21.1	10.9	0.5	0.1	125,658
2019	-	-	0.0	0.0	0.3	0.4	0.1	1.9	4.3	4.9	17.9	12.3	23.6	22.9	10.4	0.8	0.1	142,841
2020	-	-	0.0	0.0	0.3	0.3	0.1	2.0	4.1	5.3	18.6	11.1	24.3	22.9	10.2	0.7	0.0	130,320
2021	-	-	0.0	-	0.3	0.3	0.1	1.6	4.7	4.5	20.0	9.4	22.1	26.7	9.6	0.6	0.0	147,545
2022	0.0	-	0.0	0.0	0.3	0.2	0.0	1.6	4.1	4.1	20.2	9.4	22.6	28.0	8.6	0.7	0.1	156,803
2023	0.0	-	-	0.0	0.2	0.3	0.0	1.5	3.8	3.5	22.0	8.8	21.2	30.0	8.1	0.5	0.0	161,265
2024	0.0	-	-	0.0	0.3	0.3	0.0	1.2	4.1	3.3	22.2	7.8	21.3	32.1	6.8	0.4	0.2	165,212

주) 1. 농협음성(서울)축산물공판장은 농협서울축산물공판장이 이전한 것임(2011.3.2.) Note) 1. Transferred to NACF Eumseong Slaughtering & Wholesale Center, NACF Seoul Slaughtering & Wholesale Center(2011.3.2.)

2. 축산물 이력제 농장 주소 기준 집계

2. Aggregation is based on farm address of animal products traceability

도매시장 : 삼성식품

Place : Samsung

(단위 : 두, %)

(unit : head, %)

연도	서울 Seoul	부산 Busan	대구 Daegu	인천 Incheon	광주 Gwangju	대전 Daejeon	울산 Ulsan	세종 Sejong	경기 Gyeonggi	강원 Gangwon	충북 Chungbuk	충남 Chungnam	전북 Jeonbuk	전남 Jeonnam	경북 Gyeongbuk	경남 Gyeongnam	제주 Jeju	계 Total
2005	0.7	-	-	37.5	-	-	-	-	49.6	1.6	4.1	2.1	1.4	-	3.1	-	-	3,923
2006	6.9	-	-	41.5	-	-	-	-	47.3	-	1.1	0.5	-	0.0	2.6	-	-	3,875
2007	-	-	-	40.3	-	-	-	-	53.3	1.0	0.5	3.1	0.0	-	1.5	0.3	-	3,187
2008	0.6	-	-	40.5	-	-	-	-	54.9	-	0.9	1.9	-	-	1.1	-	-	3,242
2009	0.0	-	-	31.3	0.0	-	-	-	62.6	0.2	1.5	2.8	0.2	0.0	1.3	-	0.1	3,736
2010	0.0	-	-	33.9	-	-	-	-	59.8	0.2	1.4	3.7	0.2	0.8	0.1	-	-	3,750
2011	0.2	-	0.1	30.3	-	-	-	-	56.2	0.5	0.5	9.1	2.4	0.1	0.2	0.0	0.3	3,925
2012	0.1	-	-	32.6	-	-	-	-	56.9	1.0	0.4	7.6	0.1	0.7	0.4	-	0.3	5,841
2013	0.1	-	-	30.0	-	-	-	-	61.0	2.0	0.2	4.4	0.3	0.5	0.7	-	0.7	7,417
2014	0.0	-	-	24.9	-	0.1	-	0.0	61.5	6.4	0.7	3.8	1.9	0.3	0.3	-	0.0	7,006
2015	0.0	-	-	21.9	-	-	-	0.0	61.1	4.4	2.6	7.1	2.1	0.2	0.6	-	-	9,740
2016	0.1	-	-	19.6	-	-	-	0.2	64.4	2.0	1.0	10.0	1.0	0.9	0.9	-	-	8,167
2017	-	-	-	21.1	-	-	-	1.0	61.4	2.1	1.6	7.1	1.6	0.5	3.5	0.1	-	9,672
2018	-	-	-	16.3	-	-	-	0.7	65.7	1.0	2.7	9.4	0.6	0.1	3.1	-	0.5	9,007
2019	-	-	-	18.1	-	-	-	0.1	63.4	0.5	3.2	12.1	1.4	0.0	1.4	-	-	8,257
2020	-	-	-	16.6	-	-	-	0.2	60.2	0.4	4.1	12.7	0.6	0.2	4.8	-	0.1	8,868
2021	-	-	-	13.9	-	-	-	-	52.0	0.9	5.1	13.4	3.3	1.9	9.3	0.3	-	11,320
2022	-	-	-	11.3	-	-	-	-	41.3	0.6	5.8	10.4	5.9	1.3	22.4	1.1	-	13,192
2023	-	-	-	12.1	-	-	-	-	30.8	0.6	6.3	17.2	9.4	4.2	18.8	0.6	-	14,680
2024	-	-	0.2	9.6	-	-	-	-	0.5	1.0	6.8	28.0	1.0	0.5	17.0	0.6	-	14,415

주) 축산물 이력제 농장 주소 기준 집계

Note) Aggregation is based on farm address of animal products traceability

도매시장별 가축(소) 반입현황

도매시장 : 농협부천

Place : NACF(Buchon)

(단위 : 두, %)

(unit : head, %)

연도	서울 Seoul	부산 Busan	대구 Daegu	인천 Incheon	광주 Gwangju	대전 Daejeon	울산 Ulsan	세종 Sejong	경기 Gyeonggi	강원 Gangwon	충북 Chungbuk	충남 Chungnam	전북 Jeonbuk	전남 Jeonnam	경북 Gyeongbuk	경남 Gyeongnam	제주 Jeju	계 Total
2005	2.0	-	0.0	13.5	0.8	0.1	0.0	-	34.8	1.0	2.7	29.9	2.3	10.0	2.6	0.1	-	22,401
2006	1.3	0.1	0.0	10.7	0.6	0.1	-	-	35.7	1.8	2.2	30.5	2.9	6.9	6.8	0.3	-	25,178
2007	0.8	-	0.4	9.6	0.3	0.1	-	-	33.8	4.0	1.3	28.3	2.7	6.4	11.7	0.5	0.0	29,711
2008	0.8	-	0.1	7.5	0.2	0.0	-	-	34.7	4.9	1.7	27.9	4.8	7.6	8.8	0.9	0.1	35,727
2009	0.3	-	0.1	9.9	0.1	0.0	0.0	-	35.2	6.0	1.7	22.6	7.4	6.9	7.0	2.6	0.1	37,170
2010	0.3	-	-	8.1	0.0	0.1	-	-	42.1	9.3	3.0	21.2	5.0	6.6	2.8	1.3	0.1	42,199
2011	0.3	-	0.0	6.7	0.0	0.1	0.0	-	26.9	10.9	3.9	31.4	6.6	8.5	4.0	0.7	0.1	54,390
2012	0.3	-	-	8.7	0.1	0.2	-	-	23.9	13.1	2.3	32.8	9.9	6.6	2.1	0.1	0.0	62,695
2013	0.1	-	0.0	8.3	0.0	0.2	-	0.2	24.5	11.2	1.9	32.1	11.2	7.6	2.2	0.5	0.1	68,963
2014	0.2	-	0.0	8.4	0.1	0.3	-	0.2	24.4	11.7	2.1	32.4	11	7.0	1.3	0.7	0.3	73,458
2015	0.2	0.0	0.0	8.9	0.0	0.5	0.0	0.3	23.6	12.2	1.6	31.8	9.8	7.8	2.6	0.5	-	76,526
2016	0.3	-	0.0	8.0	0.0	0.3	-	0.2	27.0	15.3	1.8	28.8	8.6	6.6	2.5	0.5	-	67,804
2017	0.5	-	0.0	8.3	0.0	0.5	-	0.2	27.5	16.1	1.4	26.8	8.2	7.0	3.2	0.5	-	68,931
2018	0.0	-	-	9.1	0.0	0.7	-	0.3	28.5	17.5	0.3	26.4	8.2	6.5	2.0	0.5	0.0	63,207
2019	0.1	-	-	9.8	0.0	0.7	-	0.2	27.6	19.3	0.2	24.1	8.9	7.2	1.3	0.5	0.2	67,854
2020	0.1	-	-	7.8	-	0.5	-	0.3	29.3	19.8	0.2	25.0	9.7	5.1	1.5	0.7	0.1	61,538
2021	0.0	-	-	9.0	0.0	0.5	-	0.1	29.4	22.2	0.4	19.7	11.4	5.7	1.1	0.3	0.0	67,939
2022	-	-	-	8.4	-	0.5	-	0.1	29.1	24.7	0.8	20.4	8.9	5.6	1.3	0.2	-	71,069
2023	0.0	-	-	8.0	-	0.6	-	0.1	30.2	26.1	0.5	21.7	7.1	4.6	1.0	0.0	-	70,358
2024	-	-	0.0	8.0	-	0.5	0.0	0.1	28.4	26.8	0.9	22.1	7.9	4.5	0.7	0.0	-	72,786

주) 축산물 이력제 농장 주소 기준 집계

Note) Aggregation is based on farm address of animal products traceability

도매시장 : 안양협신

Place : Hyupsin

(단위 : 두, %)

(unit : head, %)

연도	서울 Seoul	부산 Busan	대구 Daegu	인천 Incheon	광주 Gwangju	대전 Daejeon	울산 Ulsan	세종 Sejong	경기 Gyeonggi	강원 Gangwon	충북 Chungbuk	충남 Chungnam	전북 Jeonbuk	전남 Jeonnam	경북 Gyeongbuk	경남 Gyeongnam	제주 Jeju	계 Total
2005	4.9	-	-	0.5	0.1	0.0	-	-	51.0	1.5	2.2	37.4	1.1	0.7	0.1	0.5	-	13,403
2006	3.5	-	-	0.4	-	0.0	-	-	52.2	1.2	3.5	36.6	0.6	0.3	0.4	1.1	-	14,902
2007	3.5	-	-	0.3	0.1	0.0	-	-	57.6	1.3	2.6	31.7	1.0	1.1	0.2	0.5	-	15,937
2008	4.1	-	0.8	0.8	-	0.1	-	-	51.8	1.6	1.9	33.8	2.4	1.0	0.5	1.0	0.1	20,107
2009	1.0	0.0	1.1	2.3	-	-	-	-	51.7	1.7	1.6	33.6	2.4	1.5	1.3	1.1	0.7	21,273
2010	0.2	-	-	0.5	0.0	0.0	-	-	43.3	2.1	1.7	46.6	1.3	2.2	0.5	0.0	1.4	21,535
2011	0.4	-	0.1	0.4	-	0.1	-	-	46.0	2.2	3.4	39.7	3.5	1.4	1.1	1.5	0.1	29,963
2012	0.5	-	0.0	2.0	0.0	0.1	-	-	41.0	2.8	3.3	40.4	7.0	1.6	0.7	0.4	0.3	31,175
2013	0.4	0.0	0.1	3.8	0.0	0.4	0.0	0.4	38.9	2.7	3.1	28.4	14.0	3.9	3.8	0.2	0.0	43,016
2014	0.3	-	0.1	3.1	0.1	0.1	-	0.6	33.9	4.2	4.2	28.0	13	6.9	5.2	0.4	0.0	49,818
2015	0.3	-	0.1	1.9	0.2	0.1	-	0.9	27.6	3.8	6.3	28.5	11.5	8.5	9.8	0.4	0.2	56,693
2016	0.3	-	0.1	2.1	0.1	0.1	-	1.3	26.2	2.9	8.2	30.1	10.0	4.6	13.3	0.3	0.4	52,295
2017	0.7	-	0.0	2.2	0.1	0.1	-	2.3	25.7	2.2	8.0	28.8	8.8	5.2	15.3	0.2	0.4	54,031
2018	-	-	0.0	2.8	0.0	0.1	0.3	2.9	26.5	2.3	6.7	28.8	7.8	5.3	15.9	0.4	0.2	52,715
2019	0.0	0.0	0.0	2.0	0.0	0.1	0.0	3.4	26.5	2.1	6.4	27.1	9.3	3.7	18.5	0.4	0.4	52,932
2020	-	0.0	0.0	2.8	0.0	0.0	-	3.9	24.9	2.4	6.0	26.3	7.2	3.9	22.2	0.3	0.1	50,148
2021	0.0	-	0.1	2.3	0.0	0.0	0.0	2.0	27.1	2.3	4.9	30.7	6.3	4.5	19.3	0.3	0.1	58,926
2022	-	0.0	0.1	1.1	-	0.0	-	1.7	24.7	2.3	5.4	28.3	7.2	4.8	23.7	0.9	0.0	63,252
2023	-	-	0.2	1.2	0.0	0.0	0.0	1.2	24.2	2.3	6.2	31.1	8.9	5.3	19.1	0.3	0.1	62,584
2024	0.0	-	0.2	0.9	0.0	0.1	-	1.4	24.1	2.3	5.6	30.2	12.8	6.4	15.5	0.4	0.1	62,895

주) 축산물 이력제 농장 주소 기준 집계

Note) Aggregation is based on farm address of animal products traceability

도매시장별 가축(소) 반입현황

도매시장 : 도드람

Place : Doddram

(단위 : 두, %)

(unit : head, %)

연도	서울 Seoul	부산 Busan	대구 Daegu	인천 Incheon	광주 Gwangju	대전 Daejeon	울산 Ulsan	세종 Sejong	경기 Gyeonggi	강원 Gangwon	충북 Chungbuk	충남 Chungnam	전북 Jeonbuk	전남 Jeonnam	경북 Gyeongbuk	경남 Gyeongnam	제주 Jeju	계 Total
2005	-	-	-	-	-	-	-	-	-	-	-	-	-	-	-	-	-	-
2006	-	-	-	-	-	-	-	-	-	-	-	-	-	-	-	-	-	-
2007	-	-	-	-	-	-	-	-	-	-	-	-	-	-	-	-	-	-
2008	-	-	-	-	-	-	-	-	-	-	-	-	-	-	-	-	-	-
2009	-	-	-	0.1	-	-	-	-	58.5	2.6	24.2	2.4	1.2	6.0	4.7	0.1	0.2	6,332
2010	0.1	-	-	0.1	-	0.0	-	-	51.8	1.8	27.9	2.7	3.6	7.0	4.2	0.2	0.5	14,968
2011	0.1	-	0.1	0.0	-	0.1	-	-	44.9	7.5	18.0	7.3	6.7	6.5	8.5	0.2	0.2	29,041
2012	0.0	-	0.0	0.0	-	0.0	-	-	39.5	10.1	23.2	8.0	6.2	4.0	8.6	0.1	0.1	37,051
2013	0.0	-	-	0.0	0.0	0.2	-	1.8	34.8	11.7	23.5	5.3	3.6	3.1	16.0	0.0	0.0	57,232
2014	-	-	-	0.2	0.1	0.2	-	1.8	35.5	9.1	23.8	8.3	7.0	3.8	9.9	0.3	0.2	68,276
2015	0.0	0.0	0.0	0.1	0.0	0.2	-	2.1	36.9	8.7	24.0	9.7	6.6	3.1	8.4	0.1	0.0	69,672
2016	0.0	-	-	0.0	0.0	0.1	-	1.8	40.8	11.2	25.6	7.9	3.7	1.5	7.3	0.1	0.0	59,047
2017	0.0	-	-	0.1	-	0.2	-	0.9	44.1	9.5	23.2	7.8	3.6	1.5	9.0	0.2	0.0	55,988
2018	-	-	-	0.0	0.0	0.2	-	1.2	44.3	9.3	24.5	5.3	4.5	2.4	8.3	0.1	0.0	53,380
2019	-	-	-	-	-	0.1	-	0.8	46.6	10.3	23.9	4.4	4.2	2.4	7.2	0.1	0.0	53,015
2020	-	-	-	-	-	0.0	-	1.0	47.6	10.0	23.3	5.7	4.4	1.3	6.4	0.0	0.1	47,364
2021	-	-	-	0.0	-	-	0.0	0.6	48.4	10.5	20.3	4.6	5.4	1.0	9.1	0.0	0.2	51,667
2022	-	-	0.0	0.0	-	0.0	-	0.7	45.3	11.2	21.1	4.5	6.9	1.0	9.0	0.1	0.1	59,343
2023	-	-	0.0	0.0	-	-	-	0.6	41.9	14.4	18.9	4.3	7.4	0.3	12.0	0.1	0.2	65,277
2024	-	-	0.0	-	-	0.0	-	0.7	40.1	16.1	17.9	4.1	6.9	0.3	13.8	0.0	0.1	68,331

주) 축산물 이력제 농장 주소 기준 집계

Note) Aggregation is based on farm address of animal products traceability

도매시장 : 농협나주

Place : NACF(Naju)

(단위 : 두, %)

(unit : head, %)

연도	서울 Seoul	부산 Busan	대구 Daegu	인천 Incheon	광주 Gwangju	대전 Daejeon	울산 Ulsan	세종 Sejong	경기 Gyeonggi	강원 Gangwon	충북 Chungbuk	충남 Chungnam	전북 Jeonbuk	전남 Jeonnam	경북 Gyeongbuk	경남 Gyeongnam	제주 Jeju	계 Total
2005	-	-	-	-	46.8	-	-	-	-	-	-	-	3.0	46.5	-	3.0	0.7	1,079
2006	-	-	-	-	25.9	-	-	-	-	-	-	-	0.2	73.8	-	-	-	2,155
2007	-	-	-	-	14.5	-	-	-	-	-	-	0.2	1.0	83.0	-	1.3	-	5,620
2008	-	-	-	-	11.8	-	-	-	-	0.0	-	-	7.0	80.4	-	0.8	-	6,928
2009	0.0	-	-	-	9.6	-	-	-	0.0	-	-	-	10.1	80.3	-	-	-	6,611
2010	-	-	-	-	1.9	-	-	-	0.0	-	-	0.5	3.6	93.2	-	-	0.8	6,525
2011	-	-	-	-	3.3	-	-	-	0.0	-	-	0.3	2.0	94.4	-	-	-	10,133
2012	0.0	-	-	-	0.9	-	-	-	0.0	-	0.0	0.0	3.4	95.4	-	0.2	-	9,797
2013	-	-	-	-	1.9	-	-	-	0.1	0.0	0.0	0.1	3.7	94.2	-	-	-	12,478
2014	0.4	-	-	-	2.0	-	-	-	0.1	0.0	0.0	0.2	1.2	95.8	-	0.1	-	13,659
2015	0.5	-	-	-	1.1	-	-	-	0.4	0.0	0.0	1.8	1.8	94.2	0.1	0.1	-	13,653
2016	-	-	0.0	-	1.5	-	-	-	1.4	0.0	0.0	0.7	2.0	94.2	0.0	0.1	-	10,433
2017	-	-	-	-	1.7	-	-	-	0.1	-	0.2	0.4	4.9	92.6	-	0.0	-	11,832
2018	-	-	-	-	0.9	-	-	-	0.0	-	0.0	0.5	8.0	90.4	0.0	0.0	0.0	11,867
2019	-	-	-	-	0.9	-	-	-	-	-	-	0.3	15.5	83.2	0.0	0.1	-	13,724
2020	-	-	-	-	0.4	-	-	-	0.0	-	-	0.0	16.8	82.8	-	0.0	-	11,050
2021	-	-	-	-	0.2	-	-	-	-	-	0.0	0.8	17.0	81.9	0.1	0.0	-	14,580
2022	-	-	-	-	0.3	-	-	-	-	-	0.1	0.1	17.7	81.7	0.0	0.1	-	16,940
2023	-	-	-	-	0.2	-	-	-	-	-	0.1	0.0	15.1	84.5	0.0	-	0.0	16,717
2024	-	-	-	-	0.2	-	-	-	-	-	0.2	0.0	16.3	83.3	-	0.0	-	16,894

주) 축산물 이력제 농장 주소 기준 집계

Note) Aggregation is based on farm address of animal products traceability

도매시장별 가축(소) 반입현황

도매시장 : 익산

Place : Iksan

(단위 : 두, %)

(unit : head, %)

연도	서울 Seoul	부산 Busan	대구 Daegu	인천 Incheon	광주 Gwangju	대전 Daejeon	울산 Ulsan	세종 Sejong	경기 Gyeonggi	강원 Gangwon	충북 Chungbuk	충남 Chungnam	전북 Jeonbuk	전남 Jeonnam	경북 Gyeongbuk	경남 Gyeongnam	제주 Jeju	계 Total
2005	-	-	-	-	-	-	-	-	-	-	-	-	-	-	-	-	-	-
2006	-	-	-	-	-	-	-	-	-	-	-	-	-	-	-	-	-	-
2007	-	-	-	-	-	-	-	-	-	-	-	-	-	-	-	-	-	-
2008	-	-	-	-	-	-	-	-	-	-	-	-	-	-	-	-	-	-
2009	-	-	-	-	-	-	-	-	-	-	-	-	-	-	-	-	-	-
2010	-	-	0.0	-	0.1	0.0	-	-	2.3	0.0	7.1	8.6	70.6	6.5	3.2	1.6	-	6,348
2011	0.0	-	0.1	-	0.1	0.0	-	-	0.1	-	0.2	4.9	73.3	20.5	0.3	0.6	-	10,890
2012	-	-	-	-	0.0	-	-	-	0.0	0.1	1.9	5.9	76.8	7.6	0.3	7.4	-	12,260
2013	-	-	-	-	0.4	0.0	-	0.0	0.1	0.1	0.2	7.3	81.0	9.8	0.4	0.6	0.2	12,397
2014	-	-	-	-	0.2	0.1	-	0.1	0.2	0.2	0.6	6.4	83.2	8.8	0.1	0.1	-	10,280
2015	-	-	-	-	0.0	-	-	0.0	0.1	0.2	0.1	5.3	91.2	2.4	0.5	0.1	-	7,449
2016	-	-	-	-	0.0	0.0	-	-	0.4	0.2	0.1	8.6	88.5	1.6	0.2	0.3	-	5,142
2017	-	-	0.0	-	0.0	0.0	-	-	0.1	0.0	0.0	3.9	94.2	0.7	0.8	0.0	-	4,269
2018	-	-	-	-	0.0	-	-	-	-	-	-	3.0	96.0	0.9	-	-	-	2,561
2019	-	-	-	-	-	-	-	-	-	-	-	1.7	96.8	1.5	-	-	-	710
2020	-	-	-	-	-	-	-	-	-	-	-	1.3	97.8	0.4	0.4	-	-	227
2021	-	-	-	-	-	-	-	-	-	-	-	-	-	-	-	-	-	-
2022	-	-	-	-	-	-	-	-	-	-	-	-	-	-	-	-	-	-
2023	-	-	-	-	-	-	-	-	-	-	-	-	-	-	-	-	-	-
2024	-	-	-	-	-	-	-	-	-	-	-	-	-	-	-	-	-	-

주) 축산물 이력제 농장 주소 기준 집계

Note) Aggregation is based on farm address of animal products traceability

도매시장 : 동원산업

Place : Dongwon

(단위 : 두, %)

(unit : head, %)

연도	서울 Seoul	부산 Busan	대구 Daegu	인천 Incheon	광주 Gwangju	대전 Daejeon	울산 Ulsan	세종 Sejong	경기 Gyeonggi	강원 Gangwon	충북 Chungbuk	충남 Chungnam	전북 Jeonbuk	전남 Jeonnam	경북 Gyeongbuk	경남 Gyeongnam	제주 Jeju	계 Total
2005	0.4	2.7	1.9	-	-	-	1.5	-	0.8	0.2	0.2	0.3	2.3	1.0	63.6	25.3	-	12,395
2006	0.3	2.5	0.4	-	0.1	-	1.2	-	1.8	0.0	0.2	0.8	2.1	1.2	64.7	24.7	-	12,267
2007	0.6	3.4	0.3	-	-	-	0.4	-	2.2	-	0.1	-	2.8	0.2	65.9	24.0	-	7,614
2008	-	4.7	0.7	-	-	-	0.8	-	2.3	0.1	-	-	2.0	0.5	66.4	22.5	-	7,110
2009	0.2	1.2	0.9	-	-	-	1.8	-	0.6	0.0	0.1	0.1	1.7	0.7	76.0	16.7	-	10,355
2010	-	1.8	1.1	-	-	-	0.4	-	3.0	-	-	0.6	1.0	1.2	76.6	14.3	-	3,220
2011	-	-	-	-	-	-	-	-	-	-	-	-	-	-	-	-	-	-
:	:	:	:	:	:	:	:	:	:	:	:	:	:	:	:	:	:	:
2018	-	-	-	-	-	-	-	-	-	-	-	-	-	-	-	-	-	-
2019	-	-	-	-	-	-	-	-	-	-	-	-	-	-	-	-	-	-
2020	-	-	-	-	-	-	-	-	-	-	-	-	-	-	-	-	-	-
2021	-	-	-	-	-	-	-	-	-	-	-	-	-	-	-	-	-	-
2022	-	-	-	-	-	-	-	-	-	-	-	-	-	-	-	-	-	-
2023	-	-	-	-	-	-	-	-	-	-	-	-	-	-	-	-	-	-
2024	-	-	-	-	-	-	-	-	-	-	-	-	-	-	-	-	-	-

주) 1. 동원산업은 폐업(2010.7.7.)
2. 축산물 이력제 농장 주소 기준 집계Note) 1. Dongwon has gone out of business(2010.7.7.)
2. Aggregation is based on farm address of animal products traceability

도매시장별 가축(소) 반입현황

도매시장 : 김해축공

Place : Gimhae(LCP)

(단위 : 두, %)

(unit : head, %)

연도	서울 Seoul	부산 Busan	대구 Daegu	인천 Incheon	광주 Gwangju	대전 Daejeon	울산 Ulsan	세종 Sejong	경기 Gyeonggi	강원 Gangwon	충북 Chungbuk	충남 Chungnam	전북 Jeonbuk	전남 Jeonnam	경북 Gyeongbuk	경남 Gyeongnam	제주 Jeju	계 Total
2005	0.0	1.7	0.9	0.1	0.1	0.1	12.5	-	0.0	0.0	1.6	0.4	0.4	5.0	38.4	38.8	-	16,522
2006	0.0	1.5	1.1	0.0	0.1	0.1	10.9	-	-	0.0	2.5	0.3	0.7	5.7	39.6	37.5	-	20,928
2007	-	0.9	1.6	0.0	0.0	-	7.4	-	0.4	0.0	2.0	0.7	0.8	4.6	44.6	36.9	0.0	27,256
2008	-	0.5	1.6	-	0.0	0.1	5.9	-	0.0	-	2.9	0.8	1.7	4.0	47.7	34.5	0.3	31,935
2009	-	0.4	1.3	0.0	0.0	0.1	5.5	-	0.0	-	4.2	0.8	2.5	4.5	47.6	32.3	0.8	37,491
2010	-	0.4	1.3	-	0.0	0.0	6.1	-	0.1	0.0	4.2	1.3	4.1	5.3	42.8	33.8	0.7	40,715
2011	0.0	0.4	1.0	-	0.1	0.0	3.6	-	0.1	-	2.0	1.7	8.2	8.5	40.8	32.9	0.7	48,392
2012	-	0.3	1.3	-	0.0	0.0	2.7	-	0.6	0.0	3.2	1.3	5.5	11.6	42.2	30.6	0.7	64,426
2013	-	0.3	1.7	-	0.0	0.0	3.3	0.1	0.1	0.0	2.5	0.2	5.2	9.0	48.6	28.7	0.4	71,084
2014	0.0	0.2	1.5	0.0	0.1	0.0	3.0	0.2	0.2	0.0	2.8	0.2	7.2	8.3	48.3	27.7	0.3	67,623
2015	0.0	0.2	1.5	-	0.2	0.0	3.4	0.3	0.1	0.0	2.4	0.2	8.9	6.7	51.4	23.9	0.6	67,166
2016	0.0	0.1	1.4	-	0.1	0.0	4.0	0.7	0.1	0.0	2.3	0.1	8.2	6.6	53.6	22.1	0.5	55,371
2017	-	0.1	1.6	-	0.0	-	4.4	0.6	0.1	0.0	1.6	0.2	10.7	6.9	52.7	20.4	0.7	53,441
2018	-	0.1	1.1	-	-	-	5.0	1.2	0.0	0.1	1.0	0.1	10.0	7.3	54.5	18.5	1.0	52,177
2019	-	0.1	1.2	-	0.0	-	5.1	1.0	0.0	0.1	0.8	0.2	9.5	7.3	55.6	18.0	1.1	52,560
2020	-	0.2	1.1	-	0.0	0.0	5.8	0.7	0.1	0.0	0.9	0.4	9.9	8.7	54.5	16.6	1.1	44,760
2021	-	0.2	1.0	-	0.1	-	6.1	0.4	0.0	0.0	1.1	0.7	7.9	7.5	57.5	16.8	0.9	49,329
2022	-	0.1	1.5	-	-	-	7.0	0.8	0.0	-	0.4	0.1	8.1	6.5	58.1	15.8	1.5	5,706
2023	-	-	-	-	-	-	-	-	-	-	-	-	-	-	-	-	-	-
2024	-	-	-	-	-	-	-	-	-	-	-	-	-	-	-	-	-	-

주) 1. 축산물 이력제 농장 주소 기준 집계
2. 김해축산물공판장이 부경축산물공판장으로 통합(2022.2.3.)

Note) 1. Aggregation is based on farm address of animal products traceability
2. Gimhae(LPC) Slaughtering & Wholesale Center consolidated into Pukyung Slaughtering & Wholesale Center(2022.2.3.)

도매시장 : 부경축공

Place : Pu kyung

(단위 : 두, %)

(unit : head, %)

연도	서울 Seoul	부산 Busan	대구 Daegu	인천 Incheon	광주 Gwangju	대전 Daejeon	울산 Ulsan	세종 Sejong	경기 Gyeonggi	강원 Gangwon	충북 Chungbuk	충남 Chungnam	전북 Jeonbuk	전남 Jeonnam	경북 Gyeongbuk	경남 Gyeongnam	제주 Jeju	계 Total
2005	-	0.4	5.7	-	0.0	-	0.7	-	-	-	0.0	0.1	1.4	3.6	33.4	54.7	-	11,573
2006	-	0.8	5.3	-	0.0	-	0.9	-	-	-	0.1	-	1.6	3.9	36.1	51.3	-	13,974
2007	-	1.0	4.0	-	0.0	-	1.1	-	0.0	-	1.0	1.2	2.4	3.4	39.5	46.2	0.2	19,359
2008	0.0	0.6	3.9	-	-	0.0	0.9	-	0.0	-	0.5	0.7	2.2	2.9	45.8	42.1	0.3	25,470
2009	-	0.4	3.6	-	0.0	0.0	1.0	-	0.1	-	1.2	0.4	1.2	2.1	46.6	43.3	0.0	26,074
2010	-	0.5	2.9	-	-	0.0	1.2	-	0.1	-	1.8	0.8	1.5	2.6	43.4	45.2	-	32,577
2011	-	1.0	2.1	-	0.0	-	1.4	-	0.1	0.0	2.6	0.6	2.1	2.3	41.6	46.0	0.1	44,786
2012	-	0.5	1.5	-	0.0	0.0	2.0	-	0.2	0.0	2.6	1.4	1.6	4.4	42.7	43.0	0.1	52,415
2013	0.0	0.4	1.2	-	-	-	2.0	0.2	0.2	-	2.8	0.9	1.8	3.3	39.8	46.9	0.5	69,136
2014	0.0	0.5	1.2	0.0	0.0	-	2.2	0.1	0.1	0.0	2.5	0.5	1.6	2.3	40.1	48.4	0.3	71,493
2015	0.0	0.4	1.2	-	0.0	0.0	2.7	0.1	0.2	0.0	1.4	0.9	0.7	2.3	39.8	49.9	0.2	68,989
2016	0.0	0.4	1.3	-	0.0	0.1	2.4	0.1	0.2	0.0	0.8	1.0	0.6	1.6	39.5	51.6	0.3	58,282
2017	-	0.3	1.3	-	0.0	0.0	1.9	0.0	0.1	0.1	0.4	0.7	0.5	1.4	39.1	53.6	0.5	58,106
2018	-	0.2	1.0	-	-	0.0	1.5	0.0	0.1	0.0	0.3	0.6	0.6	1.4	36.7	56.7	0.8	55,738
2019	-	0.3	1.1	-	-	0.0	1.6	0.1	0.0	-	0.8	0.6	0.4	1.4	36.6	56.4	0.8	58,766
2020	-	0.2	0.8	-	-	-	2.0	0.0	-	-	0.4	0.2	0.4	0.5	37.3	58.1	0.1	52,637
2021	-	0.3	0.8	-	-	0.0	1.8	0.0	0.0	0.0	0.2	0.3	0.4	0.6	35.9	59.6	0.1	57,165
2022	-	0.2	0.9	-	0.0	0.0	4.3	0.3	0.0	0.0	0.6	0.4	2.4	4.8	48.2	37.6	0.4	111,170
2023	-	0.1	1.8	0.0	-	-	4.1	0.0	0.0	0.0	0.5	0.1	2.2	4.8	50.9	34.8	0.5	132,385
2024	-	0.1	1.7	-	0.0	-	3.9	0.0	0.0	0.0	0.5	0.1	4.0	5.6	48.3	35.0	0.7	137,533

주) 축산물 이력제 농장 주소 기준 집계

Note) Aggregation is based on farm address of animal products traceability

도매시장별 가축(소) 반입현황

도매시장 : 농협고령

Place : NACF(Goryeong)

(단위 : 두, %)

(unit : head, %)

연도	서울 Seoul	부산 Busan	대구 Daegu	인천 Incheon	광주 Gwangju	대전 Daejeon	울산 Ulsan	세종 Sejong	경기 Gyeonggi	강원 Gangwon	충북 Chungbuk	충남 Chungnam	전북 Jeonbuk	전남 Jeonnam	경북 Gyeongbuk	경남 Gyeongnam	제주 Jeju	계 Total
2005	-	0.1	11.6	-	-	-	0.6	-	-	0.3	0.6	-	1.0	0.2	55.1	30.6	-	20,283
2006	-	0.1	11.2	-	0.0	-	0.8	-	-	-	0.2	-	0.2	0.1	61.5	25.8	-	21,996
2007	0.1	0.1	9.7	-	-	-	0.5	-	0.0	-	0.5	-	0.3	0.2	63.2	25.6	-	24,042
2008	-	0.1	12.0	-	0.0	-	0.9	-	0.0	0.1	1.0	0.1	2.4	0.5	60.1	22.9	-	27,587
2009	-	0.1	6.7	-	0.0	-	1.2	-	0.1	0.1	1.8	0.2	5.9	1.2	57.1	25.6	-	25,875
2010	-	0.1	7.5	-	0.0	0.0	0.5	-	0.3	0.0	0.6	0.4	7.2	1.3	60.0	21.9	-	27,067
2011	-	0.0	6.5	-	0.0	-	0.2	-	0.5	-	0.7	0.4	5.6	2.0	69.7	14.5	-	38,473
2012	-	0.1	5.2	-	0.1	-	0.6	-	0.2	0.1	0.7	0.2	3.9	2.3	62.2	24.2	-	39,233
2013	0.1	0.0	5.6	-	0.0	0.0	0.7	0.0	0.8	0.0	0.7	0.4	2.7	1.5	69.1	18.5	-	41,433
2014	-	0.1	4.8	-	0.0	0.0	0.2	0.0	0.2	-	0.5	0.3	3.4	1.5	67.0	22.1	0.0	43,543
2015	0.0	0.1	5.2	-	0.0	0.0	0.4	0.0	0.4	0.0	0.4	0.2	2.0	1.1	72.7	17.3	-	40,756
2016	0.0	0.1	4.9	-	-	-	0.4	-	0.2	0.0	0.3	0.2	1.3	0.5	74.2	18.0	-	33,457
2017	-	0.0	4.1	-	0.0	0.0	0.3	0.0	0.1	0.1	0.3	0.5	2.5	1.2	72.5	18.3	-	31,990
2018	-	-	3.0	-	0.0	-	0.2	-	0.1	-	0.4	0.1	2.1	0.7	74.6	18.8	0.0	33,478
2019	-	0.0	2.7	-	-	0.0	0.3	-	0.0	-	0.4	0.3	2.4	1.2	76.0	16.7	-	36,241
2020	-	0.0	3.1	-	-	-	0.1	-	0.1	-	0.9	0.0	1.5	0.9	78.6	14.9	-	32,301
2021	-	-	2.8	-	-	-	0.5	-	0.0	0.0	1.5	0.0	2.0	0.8	77.5	15.0	-	36,300
2022	-	0.0	2.4	-	-	-	0.5	-	0.0	0.0	2.7	0.0	2.1	0.2	77.0	15.0	-	36,815
2023	-	0.0	4.8	-	-	-	0.7	-	0.1	-	1.9	0.1	3.6	0.5	74.2	14.1	-	36,490
2024	-	0.0	5.0	-	0.0	-	0.4	-	-	0.0	2.4	0.1	2.1	0.8	74.5	14.7	-	38,692

주) 축산물 이력제 농장 주소 기준 집계

Note) Aggregation is based on farm address of animal products traceability

도매시장 : 신흥산업

Place : Shin hung

(단위 : 두, %)

(unit : head, %)

연도	서울 Seoul	부산 Busan	대구 Daegu	인천 Incheon	광주 Gwangju	대전 Daejeon	울산 Ulsan	세종 Sejong	경기 Gyeonggi	강원 Gangwon	충북 Chungbuk	충남 Chungnam	전북 Jeonbuk	전남 Jeonnam	경북 Gyeongbuk	경남 Gyeongnam	제주 Jeju	계 Total
2005	-	0.1	21.7	-	-	-	0.0	-	-	0.5	1.6	0.2	0.1	0.0	59.2	16.5	-	9,654
2006	-	0.2	23.5	-	-	-	0.0	-	-	0.1	0.1	0.4	0.2	0.0	63.5	11.9	-	8,839
2007	-	0.1	21.1	-	-	-	0.2	-	0.1	-	0.0	0.3	0.1	-	60.0	18.1	-	9,965
2008	-	-	17.6	-	-	-	0.0	-	-	-	0.0	0.0	1.3	0.1	59.5	21.4	-	10,854
2009	-	-	13.8	0.8	-	0.0	0.2	-	0.5	-	0.5	2.1	5.9	3.5	59.4	13.2	0.2	11,069
2010	-	-	9.7	0.1	0.2	0.0	0.2	-	0.4	0.2	0.8	3.8	7.9	10.1	59.3	7.4	0.1	8,769
2011	-	-	9.6	-	0.0	-	0.3	-	0.1	0.0	0.8	2.3	8.3	1.8	70.3	6.4	-	10,418
2012	-	0.0	8.2	-	0.1	0.0	0.4	-	0.2	-	1.2	3.5	9.9	6.5	59.9	10.0	0.1	10,567
2013	0.2	0.0	9.7	-	0.4	0.0	0.1	0.1	0.5	-	1.6	5.0	12.1	5.8	56.0	8.4	-	10,039
2014	-	0.0	8.0	-	0.4	0.0	0.0	0.0	0.0	0.0	1.0	1.9	10.3	11.1	60.6	6.5	-	10,387
2015	-	0.0	6.6	0.1	0.4	0.0	0.0	-	0.4	-	1.1	3.6	13.2	8.4	62.6	3.6	-	8,920
2016	-	0.3	6.8	-	0.3	-	0.1	-	0.3	-	1.3	2.6	8.6	5.5	69.6	4.5	-	6,833
2017	-	0.2	5.9	-	0.6	-	0.1	-	0.2	-	0.4	2.3	13.5	7.2	65.2	4.4	-	6,293
2018	-	0.0	3.7	-	0.2	0.0	-	0.0	0.2	-	0.5	3.9	4.4	6.1	68.0	12.9	-	4,640
2019	-	0.1	4.3	-	-	-	0.0	0.1	-	-	0.1	2.3	4.6	5.8	64.8	17.8	-	3,831
2020	-	-	3.1	-	-	0.1	0.0	0.1	-	-	1.1	1.7	3.3	0.9	66.7	22.9	-	3,061
2021	-	-	3.7	-	-	-	-	-	-	-	0.6	0.5	3.1	1.3	62.6	28.3	-	3,789
2022	-	-	2.2	-	0.0	-	-	0.0	-	-	0.5	0.1	4.3	1.5	67.0	24.3	-	3,751
2023	-	0.2	7.3	-	-	-	-	-	-	-	0.3	0.1	2.6	1.3	57.4	30.9	-	3,211
2024	-	-	16.3	-	-	-	-	-	-	-	-	0.2	1.1	1.3	44.4	36.7	-	626

주) 축산물 이력제 농장 주소 기준 집계

Note) Aggregation is based on farm address of animal products traceability

도매시장별 가축(소) 반입현황

도매시장 : 제주축공

Place : Jeju(LCP)

(단위 : 두, %)

(unit : head, %)

연도	서울 Seoul	부산 Busan	대구 Daegu	인천 Incheon	광주 Gwangju	대전 Daejeon	울산 Ulsan	세종 Sejong	경기 Gyeonggi	강원 Gangwon	충북 Chungbuk	충남 Chungnam	전북 Jeonbuk	전남 Jeonnam	경북 Gyeongbuk	경남 Gyeongnam	제주 Jeju	계 Total
2005	-	-	-	-	-	-	-	-	-	-	-	-	-	-	-	-	100.0	687
2006	-	-	-	-	-	-	-	-	-	-	-	-	-	-	-	-	100.0	406
2007	-	-	-	-	-	-	-	-	-	-	-	-	-	-	-	-	100.0	357
2008	-	-	-	-	-	-	-	-	-	-	-	-	-	-	-	-	100.0	315
2009	-	-	-	-	-	-	-	-	-	-	-	-	-	-	-	-	100.0	383
2010	-	-	-	-	-	-	-	-	-	-	-	-	-	-	-	-	100.0	447
2011	-	-	-	-	-	-	-	-	-	-	-	-	-	-	-	-	100.0	314
2012	-	-	-	-	-	-	-	-	-	-	-	-	-	0.4	-	-	99.6	277
2013	-	-	-	-	-	-	-	-	-	-	-	-	-	0.7	-	-	99.3	302
2014	-	-	-	-	-	-	-	-	-	-	-	-	-	-	-	-	100.0	330
2015	-	-	-	-	-	-	-	-	-	-	-	-	-	-	-	-	100.0	322
2016	-	-	-	-	-	-	-	-	-	-	-	-	-	-	-	-	100.0	295
2017	-	-	-	-	-	-	-	-	-	-	-	-	-	-	-	-	100.0	299
2018	-	-	-	-	-	-	-	-	-	-	-	-	-	-	-	-	100.0	196
2019	-	-	-	-	-	-	-	-	-	-	-	-	-	-	-	-	100.0	220
2020	-	-	-	-	-	-	-	-	-	-	-	-	-	-	-	-	100.0	144
2021	-	-	-	-	-	-	-	-	-	-	-	-	-	-	-	-	100.0	198
2022	-	-	-	-	-	-	-	-	-	-	-	-	-	-	-	-	100.0	134
2023	-	-	-	-	-	-	-	-	-	-	-	-	-	-	-	-	100.0	153
2024	-	-	-	-	-	-	-	-	-	-	-	-	-	-	-	-	100.0	168

주) 축산물 이력제 농장 주소 기준 집계

Note) Aggregation is based on farm address of animal products traceability

도매시장 : 관성

Place : Gwan sung

(단위 : 두, %)

(unit : head, %)

연도	서울 Seoul	부산 Busan	대구 Daegu	인천 Incheon	광주 Gwangju	대전 Daejeon	울산 Ulsan	세종 Sejong	경기 Gyeonggi	강원 Gangwon	충북 Chungbuk	충남 Chungnam	전북 Jeonbuk	전남 Jeonnam	경북 Gyeongbuk	경남 Gyeongnam	제주 Jeju	계 Total
2005	-	-	-	-	-	-	-	-	-	-	-	-	-	-	-	-	-	-
2006	-	-	-	-	-	-	-	-	-	-	-	-	-	-	-	-	-	-
2007	-	-	-	-	-	-	-	-	-	-	-	-	-	-	-	-	-	-
2008	-	-	-	-	-	-	-	-	-	-	-	-	-	-	-	-	-	-
2009	-	-	-	-	-	-	-	-	-	-	-	-	-	-	-	-	-	-
2010	-	-	-	-	-	-	-	-	-	-	-	-	-	-	-	-	-	-
2011	-	-	-	-	-	-	-	-	-	-	-	-	-	-	-	-	-	-
2012	-	-	-	-	-	-	-	-	-	-	-	-	-	-	-	-	-	-
2013	-	-	-	-	-	-	-	-	-	-	-	-	-	-	-	-	-	-
2014	-	-	-	-	-	-	-	-	-	-	-	-	-	-	-	-	-	-
2015	-	-	-	-	-	-	-	-	-	-	-	-	-	-	-	-	-	-
2016	-	-	-	-	-	-	-	-	-	-	-	-	-	-	-	-	-	-
2017	-	-	-	-	-	-	-	-	-	-	-	-	-	-	-	-	-	-
2018	-	-	-	0.2	-	0.0	-	0.9	1.3	0.1	0.7	92.6	3.4	0.3	0.4	0.0	0.0	13,424
2019	-	-	-	-	0.0	0.0	-	1.1	1.4	0.0	0.4	89.5	5.7	1.1	0.3	0.1	0.4	14,455
2020	-	-	-	-	0.0	0.0	-	1.2	0.2	0.0	0.2	84.3	10.4	2.3	0.3	0.0	1.0	12,472
2021	-	-	-	-	0.1	0.0	-	0.4	0.2	0.0	0.2	74.4	18.9	5.5	0.1	0.1	0.1	16,443
2022	-	-	0.0	-	0.1	0.0	-	0.8	0.2	0.0	0.2	71.5	18.1	8.9	0.1	0.1	0.1	22,373
2023	-	-	-	-	0.0	0.0	-	1.7	0.3	0.0	0.4	76.7	16.4	3.0	0.8	0.0	0.4	24,764
2024	-	-	-	-	0.0	0.1	-	1.8	0.1	0.0	0.9	76.2	16.1	3.2	0.9	0.1	0.5	27,027

주) 축산물 이력제 농장 주소 기준 집계

Note) Aggregation is based on farm address of animal products traceability

도매시장별 가축(소) 반입현황

도매시장 : 농협포크빌

Place : NACF(Porkvill)

(단위 : 두, %)

(unit : head, %)

연도	서울 Seoul	부산 Busan	대구 Daegu	인천 Incheon	광주 Gwangju	대전 Daejeon	울산 Ulsan	세종 Sejong	경기 Gyeonggi	강원 Gangwon	충북 Chungbuk	충남 Chungnam	전북 Jeonbuk	전남 Jeonnam	경북 Gyeongbuk	경남 Gyeongnam	제주 Jeju	계 Total
2021	-	-	-	0.3	0.1	0.2	-	4.5	5.6	1.1	12.2	46.8	15.5	1.2	11.9	0.2	0.3	37,894
2022	-	-	0.1	0.1	0.0	0.1	-	4.0	3.7	1.8	10.4	41.4	21.5	1.3	15.2	0.3	0.1	55,159
2023	-	-	0.1	0.0	0.0	0.2	-	2.8	3.4	2.3	8.4	38.0	25.3	2.7	16.5	0.2	0.1	69,090
2024	-	-	0.1	-	0.0	0.3	-	3.0	2.6	1.9	9.1	38.4	26.0	3.2	15.4	0.1	0.1	73,464

주) 축산물 이력제 농장 주소 기준 집계

Note) Aggregation is based on farm address of animal products traceability

도매시장 : 해드림

Place : Headream

(단위 : 두, %)

(unit : head, %)

연도	서울 Seoul	부산 Busan	대구 Daegu	인천 Incheon	광주 Gwangju	대전 Daejeon	울산 Ulsan	세종 Sejong	경기 Gyeonggi	강원 Gangwon	충북 Chungbuk	충남 Chungnam	전북 Jeonbuk	전남 Jeonnam	경북 Gyeongbuk	경남 Gyeongnam	제주 Jeju	계 Total
2021	-	0.0	0.9	-	-	-	0.7	-	-	0.0	0.1	0.1	2.8	1.3	38.0	56.0	0.1	9,607
2022	-	-	0.7	-	-	-	0.6	-	-	0.1	0.2	0.4	2.1	1.1	36.7	57.9	0.1	17,366
2023	-	-	1.1	-	-	-	1.0	-	-	-	0.3	0.2	3.5	1.9	31.5	60.3	0.1	19,009
2024	-	0.0	1.9	-	-	-	0.7	-	-	-	0.3	0.0	3.3	2.5	29.4	58.5	3.4	24,355

주) 축산물 이력제 농장 주소 기준 집계

Note) Aggregation is based on farm address of animal products traceability

도매시장별 가축(소) 반입현황

도매시장 : 안동봉화

Place : Andong

(단위 : 두, %)

(unit : head, %)

연도	서울 Seoul	부산 Busan	대구 Daegu	인천 Incheon	광주 Gwangju	대전 Daejeon	울산 Ulsan	세종 Sejong	경기 Gyeonggi	강원 Gangwon	충북 Chungbuk	충남 Chungnam	전북 Jeonbuk	전남 Jeonnam	경북 Gyeongbuk	경남 Gyeongnam	제주 Jeju	계 Total
2024	-	-	0.6	-	-	-	0.0	-	0.0	-	0.7	-	0.5	-	92.8	5.2	0.1	11,464

주) 축산물 이력제 농장 주소 기준 집계

Note) Aggregation is based on farm address of animal products traceability

6. 시·도별 등급판정 결과

Number of graded beef carcass by city and provinces

가. 품종별, 시·도별 등급판정 결과

Number of graded beef carcass by species, city and provinces

1) 한우 전체

Hanwoo(Korean native cattle) Total

(단위 : 두, %, mm, cm, kg, 원/kg)

(unit : head, %, mm, cm, kg, won/kg)

		출하처 시도																	
시도		전국	서울	부산	대구	인천	광주	대전	울산	세종	경기	강원	충북	충남	전북	전남	경북	경남	제주
출하두수		990,412	12	163	6,419	7,007	1,076	1,288	9,720	7,697	85,866	72,610	71,659	116,679	125,203	162,934	232,428	81,594	8,057
등급판정결과	1 ⁺⁺	26.9	16.7	21.5	20.3	41.0	24.3	22.4	25.7	24.4	26.4	24.2	27.5	23.6	28.7	27.7	28.3	24.4	33.7
	1 ⁺	25.2	33.3	20.2	24.2	28.6	23.0	23.4	24.4	26.1	25.6	26.7	26.1	24.2	24.9	25.3	25.7	22.8	24.7
	1	24.6	-	24.5	27.4	17.5	24.6	24.2	23.4	27.6	24.0	24.4	24.7	25.4	23.9	24.9	25.2	23.9	19.4
	1등급 이상	76.7	50.0	66.2	71.9	87.1	71.9	70.0	73.5	78.1	76.0	75.3	78.3	73.2	77.5	77.9	79.2	71.1	77.8
	2	16.3	41.7	19.0	19.1	8.4	23.2	20.7	16.9	16.5	15.5	16.8	15.9	18.3	16.3	16.9	14.9	17.5	14.0
	3	6.8	8.3	14.7	8.7	4.4	4.8	9.2	9.0	5.3	8.1	7.7	5.6	8.3	6.0	5.0	5.8	10.9	7.8
	등외	0.2	-	-	0.3	0.2	-	0.2	0.6	0.1	0.3	0.2	0.1	0.3	0.1	0.2	0.1	0.5	0.4
	A	30.5	66.7	33.7	27.8	34.9	35.3	35.4	29.3	32.3	33.2	33.0	34.6	30.3	32.0	28.0	29.0	29.4	23.1
	B	50.1	33.3	51.5	50.7	49.6	46.1	46.0	51.0	50.7	50.6	51.3	48.1	51.5	49.0	50.7	49.4	50.4	57.4
	C	19.1	-	14.7	21.3	15.3	18.6	18.5	19.0	16.9	15.9	15.5	17.2	17.9	18.9	21.0	21.4	19.7	19.1
항목별 평균	등지방두께 (mm)	12.5	8.3	12.1	12.7	11.9	11.8	12.5	12.7	12.2	11.7	12.0	12.5	12.2	12.5	12.6	12.8	12.6	12.5
	등심단면적 (cm ²)	92.5	85.7	89.3	93.4	96.4	90.4	91.7	91.3	91.3	91.7	92.4	93.2	90.5	93.0	91.2	94.0	93.1	91.6
	도체중량 (kg)	421.5	352.9	398.6	432.4	436.8	413.6	395.7	407.5	411.0	422.7	418.9	412.6	408.3	421.7	416.6	435.0	421.3	425.2
	근내지방도 (No.)	5.4	4.6	4.8	5.0	6.1	5.2	5.2	5.3	5.4	5.3	5.3	5.5	5.2	5.5	5.5	5.5	5.1	5.8
경락가격 (원/kg)		16,482	15,341	15,972	15,451	18,074	17,448	15,897	15,637	16,634	16,231	15,503	16,554	16,588	16,950	17,219	16,430	15,996	14,681
출하방법	도매시장 (%)	63.6	100.0	84.7	69.6	98.0	48.6	87.1	58.4	68.7	63.9	50.6	80.6	73.3	64.2	50.5	60.7	80.1	27.8
	육가공 (%)	15.1	-	8.0	26.8	0.9	21.8	-	6.1	2.0	19.1	4.2	6.3	4.3	8.2	18.3	24.9	16.8	71.9
	일반 (%)	21.3	-	7.4	3.6	1.1	29.6	12.9	35.5	29.2	17.0	45.2	13.0	22.4	27.6	31.2	14.4	3.1	0.3

주) 1. 항목별 평균은 등외 제외, 경락가격은 등외 결함 제외
 2. 축산물 이력제 농장 주소 기준 집계

Note) 1. Each item average and auction price of Non grade (excepted A,B,C) are excluded
 2. Aggregation is based on farm address of animal products traceability

품종별, 시·도별 등급판정 결과

• 한우 암
Hanwoo(Korean native cattle) Female

(단위 : 두, %, mm, cm², kg, 원/kg)(unit : head, %, mm, cm², kg, won/kg)

출하처 시도																				
시도		전국	서울	부산	대구	인천	광주	대전	울산	세종	경기	강원	충북	충남	전북	전남	경북	경남	제주	
출하두수		487,310	4	112	2,924	1,587	536	817	5,896	4,626	35,291	34,710	42,617	64,463	60,299	91,058	98,776	40,550	3,044	
등급판정결과	육질등급	1**	14.7	50.0	20.5	8.4	17.7	12.5	9.2	17.1	16.8	12.5	11.4	18.5	14.1	15.9	15.7	15.5	10.4	8.2
		1*	20.7	25.0	14.3	17.1	22.0	18.3	19.2	22.5	24.2	18.5	20.3	23.5	20.5	20.8	22.3	20.7	16.7	17.0
		1	27.5	-	24.1	27.3	22.6	27.4	27.4	24.7	30.2	25.4	27.1	27.6	27.5	26.8	29.7	28.0	24.8	25.2
		1등급 이상	62.9	75.0	58.9	52.8	62.3	58.2	55.8	64.3	71.2	56.4	58.8	69.6	62.1	63.5	67.7	64.2	51.9	50.4
		2	24.6	-	21.4	29.8	21.0	34.7	29.6	21.8	21.3	25.4	26.3	21.4	24.9	25.0	24.4	23.9	26.9	29.6
		3	12.2	25.0	19.6	16.8	16.1	7.1	14.3	13.3	7.4	17.5	14.5	8.7	12.5	11.4	7.7	11.8	20.4	19.2
		등외	0.4	-	-	0.5	0.6	-	0.2	0.6	0.1	0.7	0.4	0.2	0.4	0.2	0.3	0.2	0.8	0.9
	육량등급	A	28.7	50.0	28.6	28.9	28.1	28.2	34.5	26.9	29.0	31.8	33.4	32.7	26.7	29.3	25.4	28.8	27.6	25.2
		B	51.3	50.0	57.1	50.2	51.5	51.3	47.7	53.4	53.1	50.4	50.3	48.5	53.5	50.5	52.5	50.6	52.4	55.4
		C	19.6	-	14.3	20.3	19.8	20.5	17.5	19.1	17.8	17.1	15.9	18.6	19.4	20.0	21.8	20.4	19.1	18.5
항목별평균	등지방두께(mm)	12.7	8.0	12.4	13.1	12.3	11.9	12.5	13.0	12.4	11.9	12.1	12.9	12.7	12.8	12.6	13.3	12.6	12.5	
	등심단면적(㎠)	87.2	76.8	85.4	89.3	86.4	83.5	86.7	87.8	86.4	86.0	88.0	89.8	85.6	87.8	85.3	89.0	86.4	85.3	
	도체중량(kg)	371.0	298.8	359.7	379.0	354.2	371.5	357.1	370.4	372.1	363.5	370.0	376.1	364.6	372.9	373.8	375.9	363.6	359.4	
	근내지방도(No.)	4.6	5.8	4.5	4.2	4.7	4.4	4.4	4.8	5.0	4.3	4.4	5.0	4.6	4.7	4.8	4.7	4.1	4.2	
경락가격(원/kg)		14,607	16,377	15,375	13,883	14,936	13,927	13,676	14,666	14,889	14,152	13,761	15,273	14,581	14,927	14,670	14,944	14,130	12,738	
출하방법	도매시장(%)	63.9	100.0	88.4	91.1	95.7	17.2	79.8	66.2	48.7	77.6	61.6	81.5	65.3	56.6	29.3	76.2	91.4	48.7	
	육가공(%)	7.6	-	0.9	4.8	0.8	30.6	-	0.8	3.2	4.1	2.9	3.7	2.0	4.0	19.2	8.3	3.5	51.0	
	일반(%)	28.5	-	10.7	4.1	3.5	52.2	20.2	33.0	48.1	18.3	35.5	14.8	32.7	39.4	51.5	15.5	5.1	0.4	

주) 1. 항목별 평균은 등외 제외, 경락가격은 등외 결함 제외
2. 축산물 이력제 농장 주소 기준 집계

Note) 1. Each item average and auction price of Non grade (excepted A,B,C) are excluded
2. Aggregation is based on farm address of animal products traceability

품종별, 시·도별 등급판정 결과

• 한우 수
Hanwoo(Korean native cattle) Male

(단위 : 두, %, mm, cm, kg, 원/kg)

(unit : head, %, mm, cm, kg, won/kg)

출하처 시도																			
시도	전국	서울	부산	대구	인천	광주	대전	울산	세종	경기	강원	충북	충남	전북	전남	경북	경남	제주	
출하두수	4,978	-	1.0	50	17	13	-	47	42	482	338	164	1,338	281	841	973	365	26	
등급판정결과	1 ⁺⁺	0.2	-	-	-	-	-	-	-	0.2	-	-	0.2	-	0.1	0.3	-	-	
	1 ⁺	0.7	-	-	-	-	-	-	-	1.2	0.6	0.6	0.5	1.1	0.4	1.4	0.3	-	
	1	2.8	-	-	6.0	-	7.7	-	2.1	-	3.9	3.8	3.0	2.4	1.8	1.9	3.7	2.7	-
	1등급 이상	3.7	-	-	6.0	-	7.7	-	2.1	-	5.3	4.4	3.6	3.1	2.9	2.4	5.4	3.0	-
	2	17.9	-	-	20.0	11.8	23.1	-	8.5	23.8	22.6	16.6	18.3	19.2	12.5	13.2	21.9	14.2	3.8
	3	75.8	-	100.0	74.0	88.2	69.2	-	53.2	76.2	71.2	77.2	75.6	82.9	79.2	71.7	75.6	96.2	
	등외	2.5	-	-	-	-	-	-	36.2	-	0.8	1.8	2.4	0.8	1.8	5.2	0.9	7.1	-
	육량등급	A	38.8	-	-	28.0	41.2	46.2	-	23.4	38.1	29.9	33.4	32.9	38.3	45.2	40.5	43.2	26.9
		B	48.4	-	100.0	62.0	35.3	53.8	-	25.5	52.4	56.2	52.4	53.7	50.8	43.4	45.7	45.5	40.8
		C	10.2	-	-	10.0	23.5	-	-	14.9	9.5	13.1	12.4	11.0	10.0	9.6	8.6	10.4	8.5
항목별 평균	등지방두께(mm)	4.8	-	3.0	5.1	3.9	4.5	-	3.9	5.3	5.3	4.5	4.8	4.8	4.5	4.5	5.0	4.4	3.5
	등심단면적(cm ²)	92.2	-	68.0	91.7	78.3	97.2	-	73.5	98.0	93.1	84.3	89.4	91.9	91.5	91.8	97.2	90.1	84.5
	도체중량(kg)	443.3	-	315.0	446.6	377.0	451.0	-	330.7	470.6	459.8	385.9	429.5	438.8	435.7	438.4	477.3	432.2	426.1
	근내지방도(No.)	1.4	-	1.0	1.5	1.1	1.6	-	1.3	1.3	1.5	1.4	1.4	1.4	1.3	1.3	1.5	1.3	1.0
경락가격(원/kg)		9,660	-	8,630	10,839	9,014	10,130	-	9,294	10,113	10,225	9,421	9,999	9,413	10,049	9,372	9,921	9,431	6,542
출하방법	도매시장(%)	44.5	-	100.0	78.0	52.9	30.8	-	72.3	50.0	22.6	48.8	70.7	29.4	59.8	48.4	47.4	74.2	65.4
	육가공(%)	15.9	-	-	6.0	29.4	30.8	-	2.1	11.9	4.4	-	6.7	28.9	5.3	13.9	18.6	9.0	34.6
	일반(%)	39.6	-	-	16.0	17.6	38.5	-	25.5	38.1	73.0	51.2	22.6	41.6	34.9	37.7	34.0	16.7	-

주) 1. 항목별 평균은 등외 제외, 경락가격은 등외 결함 제외
2. 축산물 이력제 농장 주소 기준 집계

Note) 1. Each item average and auction price of Non grade (excepted A,B,C) are excluded
2. Aggregation is based on farm address of animal products traceability

품종별, 시·도별 등급판정 결과

- 한우 거세
Hanwoo(Korean native cattle) Castrated

(단위 : 두, %, mm, cm², kg, 원/kg)(unit : head, %, mm, cm², kg, won/kg)

출하처 시도																				
시도		전국	서울	부산	대구	인천	광주	대전	울산	세종	경기	강원	충북	충남	전북	전남	경북	경남	제주	
출하두수		498,124	8	50	3,445	5,403	527	471	3,777	3,029	50,093	37,562	28,878	50,878	64,623	71,035	132,679	40,679	4,987	
등급판정결과	육질등급	1 ⁺⁺	39.1	-	24.0	30.7	47.9	36.8	45.4	39.5	36.3	36.4	36.3	40.8	36.2	40.8	43.5	38.0	38.6	49.5
		1 ⁺	29.8	37.5	34.0	30.6	30.6	28.5	30.6	27.8	29.3	30.9	32.8	30.1	29.6	28.8	29.5	29.6	29.0	29.5
		1	22.1	-	26.0	27.8	16.1	22.2	18.7	21.6	24.0	23.3	22.1	20.6	23.3	21.3	19.0	23.4	23.2	16.0
		1등급 이상	91.0	37.5	84.0	89.1	94.6	87.5	94.7	88.9	89.6	90.6	91.2	91.5	89.1	90.9	92.0	91.0	90.8	95.0
		2	8.2	62.5	14.0	10.1	4.7	11.6	5.1	9.2	9.1	8.5	8.1	7.7	9.8	8.3	7.3	8.2	8.1	4.5
		3	0.8	-	2.0	0.8	0.7	0.9	0.2	1.7	1.1	0.9	0.7	0.7	1.1	0.7	0.7	0.8	0.8	0.4
		등외	0.1	-	-	0.1	0.0	-	-	0.2	0.1	0.1	0.1	0.1	0.1	0.1	0.0	0.0	0.1	0.1
	육량등급	A	32.2	75.0	46.0	26.8	36.9	42.3	36.9	33.2	37.2	34.2	32.6	37.3	34.6	34.4	31.2	29.1	31.0	21.9
		B	49.0	25.0	38.0	50.9	49.1	40.6	42.9	47.7	47.0	50.7	52.1	47.4	49.0	47.5	48.5	48.6	48.5	58.6
		C	18.8	-	16.0	22.3	14.0	17.1	20.2	18.9	15.7	15.0	15.2	15.2	16.3	18.0	20.2	22.3	20.3	19.5
항목별평균	등지방두께(mm)	12.3	8.4	11.6	12.4	11.8	12.0	12.5	12.2	11.9	11.6	11.9	11.9	11.9	12.2	12.8	12.6	12.7	12.6	
	등심단면적(㎠)	97.6	90.1	98.4	96.8	99.4	97.2	100.2	96.9	98.5	95.6	96.5	98.2	96.5	97.8	98.7	97.7	99.9	95.5	
	도체중량(kg)	470.6	380.0	487.5	477.2	461.1	455.5	462.5	466.0	469.7	463.8	464.2	466.3	462.7	467.1	471.1	478.7	478.4	465.0	
	근내지방도(No.)	6.2	4.0	5.4	5.8	6.6	6.0	6.5	6.1	6.0	6.0	6.1	6.3	6.0	6.2	6.4	6.1	6.1	6.7	
경락가격(원/kg)		17,963	14,934	17,165	17,377	18,765	18,093	18,299	17,500	17,658	17,871	17,477	18,154	17,858	18,115	18,188	17,777	17,964	17,666	
출하방법	도매시장(%)	63.6	100.0	76.0	51.2	98.9	81.0	99.8	46.0	99.6	54.7	40.6	79.4	84.6	71.3	77.7	49.2	68.8	14.9	
	육가공(%)	22.4	-	24.0	45.8	0.8	12.7	-	14.6	0.1	29.8	5.3	10.2	6.6	12.1	17.1	37.4	30.1	84.9	
	일반(%)	14.0	-	-	3.0	0.3	6.3	0.2	39.4	0.3	15.6	54.1	10.4	8.7	16.5	5.2	13.5	1.1	0.3	

주) 1. 항목별 평균은 등외 제외, 경락가격은 등외 결함 제외
2. 축산물 이력제 농장 주소 기준 집계

Note) 1. Each item average and auction price of Non grade (excepted A,B,C) are excluded
2. Aggregation is based on farm address of animal products traceability

품종별, 시·도별 등급판정 결과

2) 젖소
Dairy cattle(단위 : 두, %, mm, cm², kg, 원/kg)(unit : head, %, mm, cm², kg, won/kg)

출하처 시도																				
시도		전국	서울	부산	대구	인천	광주	대전	울산	세종	경기	강원	충북	충남	전북	전남	경북	경남	제주	
출하두수		51,905	1	23	89	344	44	-	114	571	20,950	2,597	2,236	9,361	3,945	3,762	4,251	3,339	278	
과 목 별 정 량 단 위	육 질 등급	1 ⁺⁺	0.0	-	-	-	-	-	-	-	-	-	-	-	0.1	-	-	-	-	
		1 ⁺	0.0	-	-	-	-	-	-	-	-	0.0	0.1	-	0.0	0.0	-	-	0.0	-
		1	0.1	-	-	1.1	-	-	-	0.9	-	0.1	0.1	0.0	0.1	0.2	0.1	0.2	0.1	0.7
		1등급 이상	0.1	-	-	1.1	-	-	-	0.9	-	0.1	0.2	0.0	0.1	0.3	0.1	0.2	0.1	0.7
		2	1.0	-	-	1.1	0.9	-	-	0.9	0.4	0.9	0.7	2.0	1.1	1.1	0.5	1.3	1.0	2.5
		3	39.4	-	56.5	57.3	43.9	18.2	-	64.0	43.3	36.5	32.0	41.7	44.0	30.7	18.7	57.6	56.7	32.7
		등외	59.5	100.0	43.5	40.4	55.2	81.8	-	34.2	56.4	62.5	67.0	56.2	54.9	67.9	80.7	41.0	42.3	64.0
	육 량 단 위	A	1.5	-	-	1.1	1.2	-	-	1.8	1.9	0.8	0.6	3.5	2.4	2.1	1.1	2.6	1.5	2.2
		B	23.9	-	52.2	43.8	20.9	11.4	-	48.2	29.4	16.8	15.2	29.2	29.7	23.2	12.1	41.5	45.1	24.5
		C	15.0	-	4.3	14.6	22.7	6.8	-	15.8	12.3	19.9	17.1	11.0	13.1	6.8	6.1	14.9	11.2	9.4
항 목 별 정 량 단 위	등지방두께 (mm)	4.2	-	4.4	4.6	4.0	3.1	-	5.2	3.7	4.4	4.7	4.1	3.8	3.7	3.9	4.3	4.8	3.8	
	등심단면적 (㎠)	61.1	-	66.5	61.5	63.8	52.3	-	62.2	58.5	61.9	65.4	66.2	59.7	60.9	60.8	59.2	59.2	63.2	
	도체중량 (kg)	354.6	-	373.1	353.0	380.0	312.6	-	351.2	347.6	364.4	373.6	367.2	348.2	347.7	350.1	338.6	339.8	362.6	
	근내지방도 (No.)	1.1	-	1.1	1.2	1.1	1.0	-	1.1	1.0	1.1	1.1	1.1	1.1	1.1	1.1	1.1	1.1	1.3	
경락가격 (원/kg)		6,781	-	6,580	6,204	7,052	5,757	-	6,143	6,790	6,977	6,974	6,767	6,986	6,831	6,603	6,489	6,318	6,502	
출 하 방 법	도매시장 (%)	64.7	-	100.0	97.8	100.0	38.6	-	100.0	95.4	45.0	28.5	87.5	88.4	66.4	49.5	96.0	98.4	68.0	
	육가공 (%)	7.2	-	-	2.2	-	18.2	-	-	1.4	4.8	1.9	7.3	10.8	11.5	21.5	3.1	0.2	31.7	
	일반 (%)	28.1	100.0	-	-	-	43.2	-	-	3.2	50.1	69.6	5.2	0.8	22.1	29.0	0.9	1.4	0.4	

주) 1. 항목별 평균은 등외 제외, 경락가격은 등외 결함 제외
 2. 축산물 이력제 농장 주소 기준 집계

Note) 1. Each item average and auction price of Non grade (excepted A,B,C) are excluded
 2. Aggregation is based on farm address of animal products traceability

품종별, 시·도별 등급판정 결과

3) 육우 전체
Beef cattle Total(단위 : 두, %, mm, cm², kg, 원/kg)(unit : head, %, mm, cm², kg, won/kg)

출하처 시도																				
시도		전국	서울	부산	대구	인천	광주	대전	울산	세종	경기	강원	충북	충남	전북	전남	경북	경남	제주	
출하두수		65,876	2	12	523	691	9	38	12	154	20,896	1,194	3,353	14,562	5,703	2,301	14,152	2,127	147	
등급판정결과	육질등급	1 ⁺⁺	0.9	-	-	1.3	0.4	-	-	-	0.6	0.8	0.3	0.9	0.7	0.6	0.6	1.2	1.5	2.0
		1 ⁺	3.1	-	-	5.2	2.0	-	-	-	2.6	3.2	1.4	3.1	2.8	1.7	1.4	4.0	4.4	2.7
		1	9.5	-	-	12.6	8.0	11.1	13.2	16.7	2.6	9.4	5.3	10.1	8.8	5.6	4.6	12.9	11.4	5.4
		1등급 이상	13.5	-	-	19.1	10.4	11.1	13.2	16.7	5.8	13.4	7.0	14.1	12.3	7.9	6.6	18.1	17.3	10.1
		2	41.8	-	16.7	47.8	35.5	11.1	44.7	-	14.3	41.5	34.7	42.4	40.9	39.6	24.3	48.2	41.0	15.6
		3	43.9	100.0	83.3	33.1	53.5	77.8	42.1	83.3	79.2	44.2	56.4	42.7	46.1	51.8	65.6	33.3	41.1	72.1
		등외	0.8	-	-	-	0.6	-	-	-	0.6	0.9	2.0	0.8	0.8	0.7	3.5	0.4	0.7	2.0
	육량등급	A	14.4	-	8.3	20.8	15.8	33.3	10.5	-	19.5	12.6	17.5	17.2	14.1	20.1	17.4	13.1	16.2	8.2
		B	60.8	100.0	83.3	62.0	66.1	55.6	73.7	91.7	59.1	59.7	64.7	62.6	62.9	64.4	62.5	58.4	55.4	43.5
		C	24.0	-	8.3	17.2	17.5	11.1	15.8	8.3	20.8	26.9	15.8	19.4	22.2	14.7	16.6	28.1	27.7	46.3
항목별평균	등지방두께 (mm)	6.0	2.5	5.8	5.6	4.9	5.4	6.1	6.4	4.3	6.0	5.6	5.8	5.8	5.8	5.2	6.6	6.6	4.6	
	등심단면적 (㎠)	71.1	46.5	73.8	76.6	66.8	75.6	75.2	70.0	66.4	70.5	69.0	71.4	70.0	69.4	67.4	73.9	75.8	62.7	
	도체중량 (kg)	420.2	245.5	398.8	444.1	397.7	392.2	399.1	355.2	380.6	420.6	386.7	413.4	415.8	397.7	381.7	441.7	442.8	330.3	
	근내지방도 (No.)	2.1	1.0	1.3	2.4	1.9	1.7	2.1	1.5	1.4	2.1	1.7	2.1	2.0	1.8	1.6	2.4	2.3	1.7	
경락가격 (원/kg)		10,253	7,300	8,526	10,693	10,237	9,742	9,002	8,747	9,137	10,129	9,855	10,239	10,317	10,350	9,392	10,708	9,959	8,153	
출하방법	도매시장 (%)	76.1	100.0	100.0	87.4	98.8	100.0	65.8	100.0	90.3	67.2	91.6	89.6	75.3	91.7	90.7	74.5	83.2	36.1	
	육가공 (%)	15.9	-	-	12.6	0.3	-	-	-	0.6	19.8	0.1	1.8	13.9	6.8	5.6	22.7	15.5	63.3	
	일반 (%)	8.0	-	-	-	0.9	-	34.2	-	9.1	12.9	8.3	8.6	10.8	1.5	3.7	2.8	1.3	0.7	

주) 1. 항목별 평균은 등외 제외, 경락가격은 등외 결함 제외
2. 축산물 이력제 농장 주소 기준 집계

Note) 1. Each item average and auction price of Non grade (excepted A,B,C) are excluded
2. Aggregation is based on farm address of animal products traceability

품종별, 시·도별 등급판정 결과

• 육우 암
Beef cattle Female(단위 : 두, %, mm, cm², kg, 원/kg)(unit : head, %, mm, cm², kg, won/kg)

출하처 시도																			
시도	전국	서울	부산	대구	인천	광주	대전	울산	세종	경기	강원	충북	충남	전북	전남	경북	경남	제주	
출하두수	8,788	2	6	59	81	6	37	10	74	3,171	334	616	1,567	535	875	1,056	324	35	
등급판정결과	1 ⁺⁺	0.5	-	-	-	1.2	-	-	-	-	0.5	0.3	0.6	0.4	0.4	0.3	0.6	0.6	-
	1 ⁺	1.9	-	-	5.1	1.2	-	-	-	1.4	1.3	2.4	1.9	2.7	1.1	0.5	3.7	1.5	2.9
	1	5.1	-	-	6.8	7.4	16.7	13.5	-	-	4.7	8.1	6.2	4.2	4.7	3.1	7.3	4.6	11.4
	1등급 이상	7.5	-	-	11.9	9.8	16.7	13.5	-	1.4	6.5	10.8	8.7	7.3	6.2	3.9	11.6	6.7	14.3
	2	23.5	-	33.3	42.4	22.2	-	45.9	-	20.3	21.4	24.6	31.0	20.1	25.2	18.7	29.6	29.9	31.4
	3	64.9	100.0	66.7	45.8	63.0	83.3	40.5	100.0	77.0	67.9	60.2	57.3	68.1	61.9	70.2	57.0	61.1	45.7
	등외	4.2	-	-	-	4.9	-	-	-	1.4	4.2	4.5	2.9	4.5	6.7	7.2	1.8	2.2	8.6
	육량 등급	A	13.3	-	-	20.3	13.6	16.7	8.1	-	23.0	13.2	12.9	15.9	11.4	10.5	16.6	13.4	11.4
		B	62.7	100.0	83.3	57.6	54.3	83.3	75.7	100.0	62.2	61.3	65.3	60.9	65.7	67.3	64.9	58.5	64.2
		C	19.8	-	16.7	22.0	27.2	-	16.2	-	13.5	21.3	17.4	20.3	18.4	15.5	11.3	26.2	22.2
항목별평균	등지방두께 (mm)	5.6	2.5	7.7	6.7	5.5	5.2	6.1	5.0	4.4	5.3	5.7	5.9	5.4	5.2	4.8	6.7	6.6	6.6
	등심단면적 (cm ²)	66.6	46.5	79.8	78.4	65.3	72.3	74.6	65.8	64.5	64.9	69.6	70.7	64.4	65.7	64.8	71.7	68.8	71.3
	도체중량 (kg)	347.4	245.5	391.0	399.1	342.1	355.8	398.8	322.7	341.8	341.4	356.7	370.2	334.1	339.7	337.1	374.5	350.5	357.5
	근내지방도 (No.)	1.6	1.0	1.5	2.1	1.8	1.7	2.1	1.0	1.3	1.6	1.8	1.8	1.6	1.6	1.4	1.9	1.7	2.1
경락가격 (원/kg)		8,860	7,300	8,554	9,728	8,877	9,583	9,002	7,439	8,454	8,834	8,901	8,957	9,000	9,120	8,319	9,346	8,668	8,872
출하방법	도매시장 (%)	88.9	100.0	100.0	98.3	93.8	100.0	67.6	100.0	79.7	86.1	76.9	95.1	93.9	86.5	92.3	91.3	87.3	22.9
	육가공 (%)	2.2	-	-	1.7	1.2	-	-	-	1.4	1.2	0.3	1.3	2.2	0.6	0.8	4.1	8.6	74.3
	일반 (%)	8.9	-	-	-	4.9	-	32.4	-	18.9	12.7	22.8	3.6	3.9	12.9	6.9	4.6	4.0	2.9

주) 1. 항목별 평균은 등외 제외, 경락가격은 등외 결함 제외
2. 축산물 이력제 농장 주소 기준 집계

Note) 1. Each item average and auction price of Non grade (excepted A,B,C) are excluded
2. Aggregation is based on farm address of animal products traceability

품종별, 시·도별 등급판정 결과

• 육우 수
Beef cattle Male(단위 : 두, %, mm, cm³, kg, 원/kg)(unit : head, %, mm, cm³, kg, won/kg)

출하처 시도																				
시도		전국	서울	부산	대구	인천	광주	대전	울산	세종	경기	강원	충북	충남	전북	전남	경북	경남	제주	
출하두수		1,243	-	2.0	10	1	1	-	-	18	416	9	15	278	55	60	157	171	50	
등급판정결과	육질등급	1**	-	-	-	-	-	-	-	-	-	-	-	-	-	-	-	-	-	
		1*	-	-	-	-	-	-	-	-	-	-	-	-	-	-	-	-	-	
		1	-	-	-	-	-	-	-	-	-	-	-	-	-	-	-	-	-	
		1등급 이상	-	-	-	-	-	-	-	-	-	-	-	-	-	-	-	-	-	
		2	1.8	-	-	-	-	-	-	-	-	1.2	11.1	6.7	0.4	-	1.7	3.8	3.5	2.0
		3	94.4	-	100.0	100.0	100.0	100.0	-	-	100.0	94.0	77.8	86.7	98.2	98.2	86.7	91.7	93.0	98.0
		등외	3.8	-	-	-	-	-	-	-	-	4.8	11.1	6.7	1.4	1.8	11.7	4.5	3.5	-
	육량등급	A	32.8	-	50.0	10.0	-	100.0	-	-	50.0	28.6	22.2	20.0	30.9	56.4	30.0	43.3	39.8	2.0
		B	39.6	-	50.0	50.0	100.0	-	-	-	27.8	39.7	33.3	20.0	50.7	25.5	35.0	39.5	39.2	8.0
		C	23.8	-	-	40.0	-	-	-	-	22.2	26.9	33.3	53.3	16.9	16.4	23.3	12.7	17.5	90.0
항목별평균	등지방두께 (mm)	2.8	-	3.0	2.3	3.0	2.0	-	-	2.9	2.5	3.1	4.1	2.6	2.7	2.8	3.1	3.5	2.2	
	등심단면적 (㎠)	77.9	-	79.0	69.9	66.0	92.0	-	-	83.7	74.6	70.6	76.4	78.7	85.2	75.3	82.2	85.8	56.5	
	도체중량 (kg)	431.7	-	451.0	381.7	395.0	553.0	-	-	479.9	413.6	401.9	397.5	430.2	483.7	442.5	478.8	467.6	260.6	
	근내지방도 (No.)	1.0	-	1.0	1.0	1.0	1.0	-	-	1.0	1.0	1.3	1.1	1.0	1.0	1.0	1.1	1.0	1.0	
경락가격 (원/kg)		7,347	-	7,621	6,650	7,511	7,845	-	-	7,438	7,401	7,504	7,701	7,613	6,983	7,431	7,230	6,954	6,526	
출하방법	도매시장 (%)	87.1	-	100.0	100.0	100.0	100.0	-	-	100.0	86.1	55.6	86.7	89.6	98.2	81.7	94.3	96.5	20.0	
	육가공 (%)	5.6	-	-	-	-	-	-	-	-	0.7	-	6.7	5.0	-	3.3	3.8	2.3	80.0	
	일반 (%)	7.2	-	-	-	-	-	-	-	-	13.2	44.4	6.7	5.4	1.8	15.0	1.9	1.2	-	

주) 1. 항목별 평균은 등외 제외, 경락가격은 등외 결함 제외
2. 축산물 이력제 농장 주소 기준 집계

Note) 1. Each item average and auction price of Non grade (excepted A,B,C) are excluded
2. Aggregation is based on farm address of animal products traceability

품종별, 시·도별 등급판정 결과

• 육우 거세
Beef cattle Castrated(단위 : 두, %, mm, cm², kg, 원/kg)(unit : head, %, mm, cm², kg, won/kg)

출하처 시도																				
시도		전국	서울	부산	대구	인천	광주	대전	울산	세종	경기	강원	충북	충남	전북	전남	경북	경남	제주	
출하두수		55,845	-	4	454	609	2	1.0	2	62	17,309	851	2,722	12,717	5,113	1,366	12,939	1,632	62	
등급판정결과	육질등급	1 ⁺⁺	0.9	-	-	1.5	0.3	-	-	-	1.6	0.9	0.2	1.0	0.8	0.6	0.8	1.3	1.8	4.8
		1 ⁺	3.3	-	-	5.3	2.1	-	-	-	4.8	3.6	1.1	3.3	2.8	1.8	2.1	4.1	5.4	4.8
		1	10.4	-	-	13.7	8.0	-	-	100.0	6.5	10.5	4.2	11.1	9.5	5.8	5.7	13.5	13.9	6.5
		1등급 이상	14.6	-	-	20.5	10.4	-	-	100.0	12.9	15.0	5.5	15.4	13.1	8.2	8.6	18.9	21.1	16.1
		2	45.6	-	-	49.6	37.3	50.0	-	-	11.3	46.2	38.9	45.2	44.4	41.5	28.9	50.2	47.2	17.7
		3	39.5	-	100.0	30.0	52.2	50.0	100.0	-	75.8	38.6	54.6	39.2	42.2	50.3	61.7	30.7	31.7	66.1
		등외	0.2	-	-	-	-	-	-	-	-	0.2	0.9	0.3	0.3	0.1	0.7	0.2	0.1	-
	육량등급	A	14.2	-	-	21.1	16.1	50.0	100.0	-	6.5	12.1	19.3	17.5	14.1	20.7	17.4	12.7	14.7	9.7
		B	61.0	-	100.0	62.8	67.7	-	-	50.0	64.5	59.9	64.7	63.3	62.9	64.5	62.2	58.6	55.4	66.1
		C	24.6	-	-	16.1	16.3	50.0	-	50.0	29.0	27.9	15.0	19.0	22.8	14.6	19.7	28.5	29.8	24.2
항목별평균	등지방두께(mm)	6.1	-	4.3	5.6	4.8	8.0	7.0	13.5	4.5	6.2	5.6	5.8	5.9	5.9	5.5	6.6	7.0	5.4	
	등심단면적(cm ²)	71.6	-	62.3	76.5	67.0	77.0	97.0	91.0	63.7	71.3	68.7	71.6	70.4	69.6	68.6	74.0	76.2	63.3	
	도체중량(kg)	430.9	-	384.3	451.4	404.8	421.0	408.0	517.5	397.5	434.7	397.9	423.0	425.1	402.5	406.0	446.6	458.2	372.3	
	근내지방도(No.)	2.2	-	1.0	2.5	1.9	2.0	1.0	4.0	1.7	2.2	1.7	2.2	2.1	1.9	1.7	2.4	2.5	2.0	
경락가격(원/kg)		10,554	-	9,246	10,917	10,380	11,243	-	12,348	10,024	10,487	10,146	10,523	10,503	10,425	9,975	10,884	10,562	8,129	
출하방법	도매시장(%)	73.8	-	100.0	85.7	99.5	100.0	-	100.0	100.0	63.3	97.8	88.4	72.7	92.1	90.0	72.9	80.9	56.5	
	육가공(%)	18.2	-	-	14.3	0.2	-	-	-	-	23.7	-	1.8	15.5	7.5	8.8	24.5	18.3	43.5	
	일반(%)	7.9	-	-	-	0.3	-	100.0	-	-	13.0	2.2	9.8	11.8	0.4	1.2	2.6	0.8	-	

주) 1. 항목별 평균은 등외 제외, 경락가격은 등외 결함 제외
2. 축산물 이력제 농장 주소 기준 집계

Note) 1. Each item average and auction price of Non grade (excepted A,B,C) are excluded
2. Aggregation is based on farm address of animal products traceability

나. 시·도(시·군·구)별 등급판정 결과

1) 소 전체

(단위 : 두, 농장수)

지역	판 정 두 수				출하 농장수 farm	등 급 판 정 결 과												Grade		
	계	한우	젖소	육우		1**A	1**B	1**C	1*A	1*B	1*C	1A	1B	1C	2A	2B	2C			
전체	1,108,193	990,412	51,905	65,876	69,905	85,527	128,238	52,873	70,350	126,934	54,171	73,055	126,007	51,172	58,145	97,619	33,835			
서울 전체	15	12	1	2	2	2	0	0	1	3	0	0	0	0	5	0	0			
서초구	15	12	1	2	2	2	0	0	1	3	0	0	0	0	5	0	0			
부산 전체	198	163	23	12	52	18	14	3	8	19	6	10	24	6	8	17	8			
강서구	93	67	16	10	21	4	3	0	3	8	6	4	10	2	2	9	6			
금정구	6	6	0	0	4	0	0	0	0	0	0	0	2	0	1	0	0			
기장군	99	90	7	2	27	14	11	3	5	11	0	6	12	4	5	8	2			
대구 전체	7,031	6,419	89	523	572	334	660	315	387	805	389	528	891	407	445	789	246			
군위군	3,361	2,969	26	366	267	154	345	130	189	365	156	252	397	180	244	409	128			
달성군	2,310	2,120	54	136	196	89	142	87	122	264	138	171	304	151	138	265	88			
동구	821	795	9	17	71	50	105	60	34	95	51	61	115	52	41	80	19			
북구	513	510	0	3	33	40	66	38	36	81	44	41	71	24	22	28	11			
수성구	26	25	0	1	5	1	2	0	6	0	0	3	4	0	0	7	0			
인천 전체	8,042	7,007	344	691	440	1,020	1,374	480	696	998	322	428	664	191	283	452	100			
강화군	7,772	6,778	319	675	389	1,010	1,356	463	679	982	316	415	635	177	264	425	95			
계양구	107	70	21	16	23	4	6	7	7	7	1	6	12	5	7	6	3			
남동구	45	45	0	0	6	0	3	2	2	5	2	3	7	4	5	3	2			
서구	10	6	4	0	4	0	0	1	0	0	0	0	2	0	0	2	0			
옹진군	82	82	0	0	16	6	9	7	8	4	3	4	8	5	4	12	0			
종구	26	26	0	0	2	0	0	0	0	0	0	0	0	0	3	4	0			
광주 전체	1,129	1,076	44	9	125	110	111	40	75	112	61	82	136	48	92	118	41			
광산구	834	781	44	9	86	93	89	24	60	82	41	56	101	32	64	79	25			
남구	4	4	0	0	2	0	0	1	0	0	2	0	1	0	0	0	0			
북구	287	287	0	0	35	17	22	15	15	30	18	26	32	16	28	37	16			
서구	4	4	0	0	2	0	0	0	0	0	0	0	2	0	0	2	0			
대전 전체	1,326	1,288	0	38	121	106	117	66	104	137	60	98	154	65	105	135	43			
대덕구	7	7	0	0	2	0	0	0	0	3	0	1	2	0	0	1	0			
동구	6	6	0	0	3	0	0	0	0	1	0	1	0	0	2	0	0			
서구	597	597	0	0	60	53	65	37	44	65	35	36	69	33	42	64	16			
유성구	622	584	0	38	44	46	49	27	53	57	24	43	65	28	53	60	27			
중구	94	94	0	0	12	7	3	2	7	11	1	17	18	4	8	10	0			
울산 전체	9,846	9,720	114	12	1,183	743	1,250	507	658	1,200	518	675	1,164	436	589	795	257			
남구	5	5	0	0	1	1	0	0	1	0	0	0	2	1	0	0	0			
북구	1,082	1,082	0	0	73	109	171	43	97	145	53	84	137	41	71	73	20			
울주군	8,739	8,613	114	12	1,106	632	1,075	463	560	1,051	464	591	1,020	391	518	722	237			
중구	20	20	0	0	3	1	4	1	0	4	1	0	5	3	0	0	0			

주) 1. 축산물 이력제 농장 주소 기준 집계

2. 2023년 7월 군위군 행정구역 개편에 따라 대구광역시 관할구역으로 변경(경상북도 군위군 → 대구광역시 군위군)

Number of graded beef carcass on city, district, country

Cattle Total

(unit : head, farm)

				육질등급 출현율 (Percentage by quality grade)					육량등급 출현율 (Percentage by yield grade)			평 균					region
3A	3B	3C	D	1 ⁺⁺	1 ⁺	1	2	3	A	B	C	등지방 두께	등심 단면적	도체 중량	근내 지방도	경락가격	
25,199	70,235	21,206	33,627	24.1	22.7	22.6	17.1	10.5	28.2	49.5	19.2	11.9	90.6	420.1	5.1	15,841	Total
0	3	0	1	13.3	26.7	0.0	33.3	20.0	53.3	40.0	0.0	7.4	80.1	337.6	4.1	14,505	Seoul
0	3	0	1	13.3	26.7	0.0	33.3	20.0	53.3	40.0	0.0	7.4	80.1	337.6	4.1	14,505	Seocho-gu
12	32	3	10	17.7	16.7	20.2	16.7	23.7	28.3	53.5	13.1	11.2	86.7	396.8	4.3	14,592	Busan
7	19	2	8	7.5	18.3	17.2	18.3	30.1	21.5	52.7	17.2	11.2	85.8	412.1	3.6	12,583	Gangseo-gu
0	3	0	0	0.0	0.0	33.3	16.7	50.0	16.7	83.3	0.0	9.5	74.2	312.2	3.0	11,611	Geumjeong-gu
5	10	1	2	28.3	16.2	22.2	15.2	16.2	35.4	52.5	10.1	11.3	88.3	388.7	4.9	16,546	Gijang-gun
199	470	112	54	18.6	22.5	26.0	21.0	11.1	26.9	51.4	20.9	12.1	91.9	432.6	4.8	14,927	Daegu
117	227	52	16	18.7	21.1	24.7	23.2	11.8	28.4	51.9	19.2	11.8	92.0	430.7	4.7	15,109	Gunwi-gun
68	199	49	35	13.8	22.7	27.1	21.3	13.7	25.5	50.8	22.2	12.2	89.4	415.8	4.5	14,685	Dalseong-gun
10	36	9	3	26.2	21.9	27.8	17.1	6.7	23.9	52.5	23.3	12.6	94.6	453.5	5.3	14,558	Dong-gu
4	6	1	0	28.1	31.4	26.5	11.9	2.1	27.9	49.1	23.0	12.6	97.5	486.5	5.7	16,122	Buk-gu
0	2	1	0	11.5	23.1	26.9	26.9	11.5	38.5	57.7	3.8	10.6	92.4	428.5	4.3	14,132	Suseong-gu
133	517	178	206	35.7	25.1	16.0	10.4	10.3	31.8	49.8	15.8	11.1	93.1	432.3	5.7	17,265	Incheon
123	479	156	197	36.4	25.4	15.8	10.1	9.8	32.1	49.9	15.5	11.2	93.6	434.3	5.7	17,352	Ganghwa-gun
3	11	15	7	15.9	14.0	21.5	15.0	27.1	25.2	39.3	29.0	9.4	78.2	385.8	4.0	13,569	Gyeyang-gu
2	5	0	0	11.1	20.0	31.1	22.2	15.6	26.7	51.1	22.2	10.7	84.6	431.5	4.0	15,126	Namdong-gu
0	0	3	2	10.0	0.0	20.0	20.0	30.0	0.0	40.0	40.0	6.4	61.6	303.3	2.9	11,066	Seo-gu
2	9	1	0	26.8	18.3	20.7	19.5	14.6	29.3	51.2	19.5	11.7	87.7	366.1	5.1	15,479	Ongjin-gun
3	13	3	0	0.0	0.0	0.0	26.9	73.1	23.1	65.4	11.5	4.3	67.1	264.8	1.5	9,351	Jung-gu
24	29	14	36	23.1	22.0	23.6	22.2	5.9	33.9	44.8	18.1	11.7	90.0	412.7	5.1	17,263	Gwangju
19	24	9	36	24.7	21.9	22.7	20.1	6.2	35.0	45.0	15.7	11.6	90.6	414.2	5.2	17,300	Gwangsan-gu
0	0	0	0	25.0	50.0	25.0	0.0	0.0	0.0	25.0	75.0	15.8	85.0	425.3	6.8	-	Nam-gu
5	5	5	0	18.8	22.0	25.8	28.2	5.2	31.7	43.9	24.4	12.2	88.5	409.9	4.8	17,125	Buk-gu
0	0	0	0	0.0	0.0	50.0	50.0	0.0	0.0	100.0	0.0	6.0	70.3	295.8	3.3	-	Seo-gu
47	77	10	2	21.8	22.7	23.9	21.3	10.1	34.7	46.8	18.4	12.3	91.2	395.8	5.1	15,755	Daejeon
0	0	0	0	0.0	42.9	42.9	14.3	0.0	14.3	85.7	0.0	10.1	85.4	336.7	5.3	15,404	Daedeok-gu
0	2	0	0	0.0	16.7	16.7	33.3	33.3	50.0	50.0	0.0	8.3	82.2	324.0	3.2	13,291	Dong-gu
8	24	6	0	26.0	24.1	23.1	20.4	6.4	30.7	48.1	21.3	13.0	92.4	403.8	5.4	16,157	Seo-gu
39	46	4	1	19.6	21.5	21.9	22.5	14.3	37.6	44.5	17.7	12.0	90.5	390.8	4.8	15,318	Yuseong-gu
0	5	0	1	12.8	20.2	41.5	19.1	5.3	41.5	50.0	7.4	10.7	88.6	386.0	4.8	15,786	Jung-gu
186	617	150	101	25.4	24.1	23.1	16.7	9.7	29.0	51.0	19.0	12.6	91.1	407.1	5.2	15,505	Ulsan
0	0	0	0	20.0	20.0	60.0	0.0	0.0	40.0	40.0	20.0	11.6	90.6	344.8	5.6	12,500	Nam-gu
12	25	1	0	29.9	27.3	24.2	15.2	3.5	34.5	50.9	14.6	12.3	92.7	412.4	5.7	16,511	Buk-gu
174	591	149	101	24.8	23.7	22.9	16.9	10.5	28.3	51.0	19.5	12.7	90.9	406.4	5.2	15,381	Ulju-gun
0	1	0	0	30.0	25.0	40.0	0.0	5.0	5.0	70.0	25.0	14.9	90.1	394.0	5.7	16,974	Jung-gu

Note) 1. Aggregation is based on farm address of animal products traceability

2. According to reorganized administrative district at July 1, 2023, Gunwi-gun Changed from Gunwi-gun, Gyeongsangbuk-do to Gunwi-gun, Daegu Metropolitan City

시·도(시·군·구)별 등급판정 결과

(단위 : 두, 농장수)

지역	판 정 두 수				출하 농장수 farm	등 급 판 정 결 과												Grade		
	계	한우	젖소	육우		1**A	1**B	1**C	1*A	1*B	1*C	1A	1B	1C	2A	2B	2C			
세종 전체	8,422	7,697	571	154	622	667	893	319	622	1,018	370	651	1,117	363	418	661	215			
세종	8,422	7,697	571	154	622	667	893	319	622	1,018	370	651	1,117	363	418	661	215			
경기 전체	127,712	85,866	20,950	20,896	6,409	7,719	11,476	3,626	6,753	11,721	4,169	6,961	11,295	4,350	6,029	11,608	4,550			
가평군	3,514	3,060	392	62	271	138	323	149	213	407	191	264	399	159	212	300	85			
고양시 덕양구	561	396	98	67	32	23	57	30	25	60	38	35	42	14	18	31	18			
고양시 일산동구	1,395	1,009	251	135	82	71	101	35	97	145	49	95	140	35	83	105	20			
고양시 일산서구	293	222	43	28	21	14	19	5	16	29	8	21	30	6	19	33	8			
과천시	8	8	0	0	1	0	0	0	0	0	0	1	2	0	2	2	0			
광명시	168	158	10	0	16	14	6	1	15	16	1	15	16	1	15	25	4			
광주시	2,043	1,751	102	190	124	197	157	36	205	180	37	213	193	52	187	187	34			
구리시	48	34	12	2	3	5	3	0	5	0	1	5	4	0	4	6	0			
군포시	70	70	0	0	6	5	8	1	4	6	0	12	11	4	8	3	2			
김포시	4,152	3,165	502	485	159	417	584	145	297	442	149	224	319	119	151	259	52			
남양주시	2,131	1,481	267	383	169	93	145	43	163	194	63	161	210	71	147	157	38			
동두천시	260	157	54	49	23	11	19	4	10	18	10	14	29	3	9	25	14			
부천시	4	2	0	2	2	0	0	0	0	0	1	0	1	0	0	0	0			
수원시 권선구	21	17	0	4	5	1	0	0	1	0	0	6	1	0	4	2	1			
수원시 장안구	34	29	0	5	6	1	1	0	1	2	0	9	6	0	4	2	0			
시흥시	512	453	10	49	105	11	30	11	21	39	23	49	59	19	48	71	13			
안산시 단원구	59	59	0	0	4	3	2	1	7	5	0	12	7	1	3	10	3			
안산시 상록구	815	689	96	30	44	32	62	11	44	75	36	66	108	25	47	82	34			
안성시	36,793	23,701	1,491	11,601	1,087	2,921	4,193	1,306	1,821	3,465	1,360	1,631	3,250	1,626	1,381	4,722	2,577			
안양시 만안구	14	14	0	0	1	2	0	0	3	0	0	0	1	0	3	2	0			
양주시	4,130	2,471	998	661	271	203	253	112	178	307	100	243	273	103	210	378	93			
양평군	5,022	4,146	572	304	418	286	479	145	269	578	173	287	501	183	254	406	115			
여주시	8,626	6,440	1,443	743	473	647	748	200	601	771	219	561	737	245	542	580	134			
연천군	4,340	2,238	1,443	659	273	153	277	135	146	287	128	168	286	113	187	342	81			
오산시	115	115	0	0	10	4	6	0	11	19	2	14	27	3	14	13	1			
용인시 기흥구	18	5	0	13	2	0	0	0	0	0	0	0	0	0	6	4	1			
용인시 수지구	39	39	0	0	3	6	1	1	4	8	1	5	7	2	1	2	0			
용인시 처인구	4,185	3,460	273	452	236	337	362	102	298	387	115	277	433	124	291	352	95			
의왕시	28	28	0	0	5	5	5	0	3	0	0	5	2	0	4	3	1			
의정부시	20	15	5	0	4	1	2	0	0	1	1	0	3	1	1	5	0			
이천시	11,157	7,335	3,019	803	517	567	859	218	521	1,041	348	556	1,054	425	450	673	277			
파주시	6,477	3,302	2,394	781	375	235	308	113	296	434	160	327	453	133	323	412	97			
평택시	7,004	4,330	1,814	860	392	245	491	204	293	589	260	301	583	252	274	606	253			
포천시	7,435	4,431	2,232	772	390	237	478	188	301	610	253	359	566	235	325	611	227			

주) 1. 축산물 이력제 농장 주소 기준 집계
 2. 2023년 7월 군위군 행정구역 개편에 따라 대구광역시 관할구역으로 변경(경상북도 군위군 → 대구광역시 군위군)

(unit : head, farm)

				육질등급 출현율 (Percentage by quality grade)					육량등급 출현율 (Percentage by yield grade)			평 균					region
3A	3B	3C	D	1 ⁺⁺	1 ⁺	1	2	3	A	B	C	등지방 두께	등심 단면적	도체 중량	근내 지방도	경락가격	
167	473	137	331	22.3	23.9	25.3	15.4	9.2	30.0	49.4	16.7	11.8	89.8	408.5	5.2	16,303	Sejong-si
167	473	137	331	22.3	23.9	25.3	15.4	9.2	30.0	49.4	16.7	11.8	89.8	408.5	5.2	16,303	Sejong-si
3,824	13,339	6,715	13,577	17.9	17.7	17.7	17.4	18.7	24.5	46.5	18.3	10.2	85.8	418.3	4.4	14,492	Gyeonggi-do
70	235	84	285	17.4	23.1	23.4	17.0	11.1	25.5	47.4	19.0	12.0	90.2	409.5	4.9	15,435	Gapyeong-gun
6	57	51	56	19.6	21.9	16.2	11.9	20.3	19.1	44.0	26.9	10.7	86.5	419.2	4.6	11,774	Deokyang-gu, Goyang-si
36	148	88	147	14.8	20.9	19.4	14.9	19.5	27.4	45.8	16.3	9.9	85.5	402.8	4.4	13,122	Ilseong-gu, Goyang-si
7	45	10	23	13.0	18.1	19.5	20.5	21.2	26.3	53.2	12.6	9.5	85.4	411.9	4.1	12,676	Ilseong-gu, Goyang-si
0	1	0	0	0.0	0.0	37.5	50.0	12.5	37.5	62.5	0.0	8.6	79.4	318.1	2.8	12,261	Gwacheon-si
9	26	4	0	12.5	19.0	19.0	26.2	23.2	40.5	53.0	6.5	9.1	83.1	372.6	3.9	14,471	Gwangmyeong-si
89	174	32	70	19.1	20.7	22.4	20.0	14.4	43.6	43.6	9.3	10.0	87.9	384.8	4.7	15,534	Gwangju-si
0	4	2	9	16.7	12.5	18.8	20.8	12.5	39.6	35.4	6.3	10.1	88.9	385.3	4.4	14,584	Guri-si
1	5	0	0	20.0	14.3	38.6	18.6	8.6	42.9	47.1	10.0	10.3	88.9	423.0	4.6	15,537	Gunpo-si
144	376	137	337	27.6	21.4	15.9	11.1	15.8	29.7	47.7	14.5	10.7	90.7	425.1	5.1	16,259	Gimpo-si
128	288	113	117	13.2	19.7	20.7	16.0	24.8	32.5	46.6	15.4	9.7	85.2	397.0	4.0	12,440	Namyangju-si
4	30	22	38	13.1	14.6	17.7	18.5	21.5	18.5	46.5	20.4	9.6	82.9	401.2	4.0	14,132	Dongducheon-si
0	2	0	0	0.0	25.0	25.0	0.0	50.0	0.0	75.0	25.0	8.5	59.8	310.8	3.3	13,579	Bucheon-si
0	4	1	0	4.8	4.8	33.3	33.3	23.8	57.1	33.3	9.5	6.4	74.3	369.7	3.3	10,553	Gwonseon-gu, Suwon-si
0	7	1	0	5.9	8.8	44.1	17.6	23.5	44.1	52.9	2.9	7.9	79.7	361.3	3.6	12,046	Jangan-gu, Suwon-si
22	73	17	6	10.2	16.2	24.8	25.8	21.9	29.5	53.1	16.2	10.4	83.3	383.3	3.9	14,050	Siheung-si
1	4	0	0	10.2	20.3	33.9	27.1	8.5	44.1	47.5	8.5	10.3	88.2	387.8	4.4	14,978	Danwon-gu, Ansan-si
37	73	43	40	12.9	19.0	24.4	20.0	18.8	27.7	49.1	18.3	11.1	86.7	404.0	4.2	14,169	Sangnok-gu, Ansan-si
833	3,407	1,433	867	22.9	18.1	17.7	23.6	15.4	23.3	51.7	22.6	10.1	86.5	443.1	4.6	15,167	Anseong-si
1	1	0	1	14.3	21.4	7.1	35.7	14.3	64.3	28.6	0.0	10.5	90.8	353.2	4.8	14,873	Dongan-gu, Anyang-si
149	517	242	769	13.8	14.2	15.0	16.5	22.0	23.8	41.8	15.7	9.7	83.6	395.9	4.1	13,664	Yangju-si
189	548	256	353	18.1	20.3	19.3	15.4	19.8	25.6	50.0	17.4	11.0	88.0	414.2	4.6	14,311	Yangpyeong-gun
377	968	413	883	18.5	18.4	17.9	14.6	20.4	31.6	44.1	14.0	10.0	86.3	400.0	4.5	14,955	Yeoju-si
145	466	304	1,122	13.0	12.9	13.1	14.1	21.1	18.4	38.2	17.5	9.8	83.1	405.5	4.0	13,364	Yeoncheon-gun
1	0	0	0	8.7	27.8	38.3	24.3	0.9	38.3	56.5	5.2	10.4	87.3	419.2	4.6	16,527	Osan-si
3	4	0	0	0.0	0.0	0.0	61.1	38.9	50.0	44.4	5.6	4.6	75.5	429.1	1.8	10,952	Giheung-Gu, Yongin-Si
0	1	0	0	20.5	33.3	35.9	7.7	2.6	41.0	48.7	10.3	10.2	93.2	475.3	5.5	14,258	Suji-gu, Yongin-si
180	499	159	174	19.1	19.1	19.9	17.6	20.0	33.0	48.6	14.2	10.0	86.4	409.7	4.5	14,938	Cheoin-gu, Yongin-si
0	0	0	0	35.7	10.7	25.0	28.6	0.0	60.7	35.7	3.6	8.8	90.4	429.7	5.5	17,446	Uiwang-si
0	2	2	1	15.0	10.0	20.0	30.0	20.0	10.0	65.0	20.0	11.4	93.1	460.7	4.0	13,138	Uiyeongbu-si
324	1,360	758	1,726	14.7	17.1	18.2	12.5	21.9	21.7	44.7	18.2	10.2	84.0	409.4	4.3	13,454	Icheon-si
224	676	458	1,828	10.1	13.7	14.1	12.8	21.0	21.7	35.2	14.8	9.2	82.7	398.6	3.9	13,251	Paju-si
202	828	564	1,059	13.4	16.3	16.2	16.2	22.8	18.8	44.2	21.9	10.5	84.2	412.6	4.1	14,118	Pyeongtaek-si
217	755	379	1,694	12.1	15.7	15.6	15.6	18.2	19.4	40.6	17.2	10.7	85.7	402.1	4.2	13,827	Pocheon-si

Note) 1. Aggregation is based on farm address of animal products traceability

2. According to reorganized administrative district at July 1, 2023, Gunwi-gun Changed from Gunwi-gun, Gyeongsangbuk-do to Gunwi-gun, Daegu Metropolitan City

시·도(시·군·구)별 등급판정 결과

(단위 : 두, 농장수)

지역	판 정 두 수				출하 농장수 farm	등 급 판 정 결 과												Grade		
	계	한우	젖소	육우		1**A	1**B	1**C	1*A	1*B	1*C	1A	1B	1C	2A	2B	2C			
하남시	5	4	1	0	2	0	0	0	0	0	0	0	0	0	0	0	0	0	0	0
화성시	16,216	11,032	3,428	1,756	877	834	1,497	430	884	1,606	442	1,025	1,542	396	802	1,197	272			
강원 전체	76,401	72,610	2,597	1,194	4,984	5,872	9,003	2,722	5,949	10,074	3,359	5,671	9,206	2,895	4,874	6,125	1,658			
강릉시	2,453	2,365	76	12	189	159	329	103	186	332	98	183	345	123	157	181	58			
고성군	3,430	3,429	1	0	231	156	319	142	251	447	177	308	517	153	275	350	76			
동해시	183	183	0	0	29	12	13	4	12	19	10	16	37	8	14	21	8			
삼척시	2,727	2,727	0	0	238	170	303	80	215	352	129	242	357	131	186	277	71			
속초시	71	71	0	0	7	1	2	1	7	8	2	7	12	2	8	8	1			
양구군	2,475	2,475	0	0	164	160	264	60	200	354	119	218	377	136	183	192	77			
양양군	1,539	1,534	0	5	138	108	191	50	125	187	73	125	195	47	107	112	41			
영월군	3,921	3,921	0	0	213	295	618	171	245	567	220	250	521	178	205	311	90			
원주시	5,636	5,376	103	157	368	463	672	177	465	728	188	429	642	182	423	538	107			
인제군	1,922	1,922	0	0	154	91	175	41	153	196	81	199	261	85	186	180	59			
정선군	2,120	2,120	0	0	167	104	275	132	142	316	128	142	256	104	145	178	49			
철원군	5,946	3,843	1,464	639	336	175	336	166	241	427	228	306	532	208	365	576	188			
춘천시	6,106	6,036	70	0	398	643	826	234	594	772	222	585	642	186	447	410	76			
태백시	525	525	0	0	35	32	64	19	31	85	22	35	77	26	49	43	11			
평창군	4,155	3,850	242	63	201	222	539	215	243	512	241	225	420	171	215	278	80			
홍천군	11,697	11,144	274	279	805	1,574	1,789	565	915	1,457	491	686	1,281	416	524	712	219			
화천군	2,767	2,761	3	3	178	152	249	87	212	377	161	195	373	119	210	300	80			
횡성군	18,728	18,328	364	36	1,133	1,355	2,039	475	1,712	2,938	769	1,520	2,361	620	1,175	1,458	367			
충북 전체	77,248	71,659	2,236	3,353	4,576	7,034	9,352	3,333	6,145	9,102	3,570	6,017	8,728	3,328	4,532	6,276	2,040			
괴산군	5,649	5,348	54	247	330	553	681	235	506	713	240	413	633	216	368	463	116			
단양군	571	570	0	1	74	27	47	20	43	64	21	68	65	28	44	78	20			
보은군	11,073	10,680	255	138	599	1,072	1,380	500	810	1,311	473	866	1,232	479	641	876	308			
영동군	2,547	2,322	97	128	178	181	239	83	179	247	104	208	312	109	186	229	72			
옥천군	5,747	5,649	57	41	529	578	690	281	452	750	293	468	698	252	338	457	137			
음성군	9,098	8,404	258	436	395	908	1,329	488	782	1,073	470	656	941	401	443	634	210			
제천시	4,618	4,578	31	9	395	347	462	139	430	580	195	501	610	181	382	404	105			
증평군	1,315	1,243	10	62	132	104	126	33	137	147	44	120	146	53	109	121	44			
진천군	5,531	4,966	352	213	275	578	805	262	412	621	264	372	574	233	235	353	139			
청주시 상당구	5,797	5,352	153	292	298	490	649	240	458	724	272	455	698	307	353	509	169			
청주시 서원구	1,590	1,443	110	37	122	130	142	45	133	204	61	151	207	55	93	110	43			
청주시 청원구	13,217	11,637	323	1,257	518	1,023	1,548	616	928	1,468	713	981	1,500	648	697	1,229	425			
청주시 흥덕구	3,568	2,871	370	327	239	244	331	111	242	366	128	252	385	122	233	306	94			
충주시	6,927	6,596	166	165	492	799	923	280	633	834	292	506	727	244	410	507	158			

주) 1. 축산물 이력제 농장 주소 기준 집계
 2. 2023년 7월 군위군 행정구역 개편에 따라 대구광역시 관할구역으로 변경(경상북도 군위군 → 대구광역시 군위군)

(unit : head, farm)

				육질등급 출현율 (Percentage by quality grade)					육량등급 출현율 (Percentage by yield grade)			평 균					region
3A	3B	3C	D	1 ⁺⁺	1 ⁺	1	2	3	A	B	C	등지방 두께	등심 단면적	도체 중량	근내 지방도	경락가격	
1	4	0	0	0.0	0.0	0.0	0.0	100.0	20.0	80.0	0.0	5.6	71.6	308.6	1.0	8,054	Hanam-si
424	1,751	1,142	1,972	17.0	18.1	18.3	14.0	20.5	24.5	46.8	16.5	9.8	84.2	411.5	4.4	13,306	Hwaseong-si
1,807	3,976	1,280	1,930	23.0	25.4	23.3	16.6	9.2	31.6	50.2	15.6	11.8	91.7	417.8	5.2	15,255	Gangwon-do
31	86	35	47	24.1	25.1	26.5	16.1	6.2	29.2	51.9	17.0	12.3	92.9	425.4	5.3	15,212	Gangneung-si
62	164	30	3	18.0	25.5	28.5	20.4	7.5	30.7	52.4	16.9	12.1	89.9	407.6	5.0	15,393	Goseong-gun
5	2	2	0	15.8	22.4	33.3	23.5	4.9	32.2	50.3	17.5	12.1	90.7	405.8	4.9	15,669	Donghae-si
56	127	27	4	20.3	25.5	26.8	19.6	7.7	31.9	51.9	16.1	12.2	93.8	425.4	5.1	15,768	Samcheok-si
5	6	1	0	5.6	23.9	29.6	23.9	16.9	39.4	50.7	9.9	10.6	89.6	410.4	4.4	14,410	Sokcho-si
37	69	28	1	19.6	27.2	29.5	18.3	5.4	32.2	50.7	17.0	12.1	92.5	430.2	5.1	15,860	Yanggu-gun
40	108	22	8	22.7	25.0	23.8	16.9	11.0	32.8	51.5	15.1	11.8	91.6	407.8	5.2	15,520	Yangyang-gun
83	134	31	2	27.6	26.3	24.2	15.5	6.3	27.5	54.9	17.6	12.5	92.5	427.0	5.4	15,358	Yeongwol-gun
166	319	75	62	23.3	24.5	22.2	18.9	9.9	34.5	51.4	12.9	11.4	90.6	411.7	5.1	14,449	Wonju-si
80	115	19	1	16.0	22.4	28.4	22.1	11.1	36.9	48.2	14.8	11.7	91.1	405.9	4.8	14,996	Inje-gun
50	80	19	0	24.1	27.6	23.7	17.5	7.0	27.5	52.1	20.4	12.5	91.5	421.2	5.3	15,648	Jeongseon-gun
222	627	300	1,049	11.4	15.1	17.6	19.0	19.3	22.0	42.0	18.3	10.8	85.2	401.4	4.0	14,394	Cheorwon-gun
136	215	46	72	27.9	26.0	23.1	15.3	6.5	39.4	46.9	12.5	11.7	94.4	422.3	5.5	16,154	Chuncheon-si
11	17	2	1	21.9	26.3	26.3	19.6	5.7	30.1	54.5	15.2	11.3	89.9	426.7	5.1	15,319	Taebaek-si
77	384	114	219	23.5	24.0	19.6	13.8	13.8	23.6	51.3	19.8	11.6	88.0	410.7	5.1	14,887	Pyeongchang-gun
233	468	164	203	33.6	24.5	20.4	12.4	7.4	33.6	48.8	15.9	12.2	95.6	429.8	5.7	16,067	Hongcheon-gun
96	120	30	6	17.6	27.1	24.8	21.3	8.9	31.3	51.3	17.2	12.2	92.1	415.6	4.9	15,621	Hwacheon-gun
417	935	335	252	20.7	28.9	24.0	16.0	9.0	33.0	52.0	13.7	11.5	91.0	414.8	5.1	13,567	Hoengseong-gun
1,692	3,747	964	1,388	25.5	24.4	23.4	16.6	8.3	32.9	48.2	17.1	12.1	91.9	412.1	5.3	16,152	Chungcheongbuk-do
147	260	59	46	26.0	25.8	22.3	16.8	8.2	35.2	48.7	15.3	11.8	93.3	418.5	5.3	16,029	Goesan-gun
7	29	8	2	16.5	22.4	28.2	24.9	7.7	33.1	49.6	17.0	12.1	89.6	396.4	4.8	15,241	Danyang-gun
276	529	182	138	26.7	23.4	23.3	16.5	8.9	33.1	48.1	17.5	12.3	91.6	409.4	5.3	16,122	Boeun-gun
104	199	43	52	19.7	20.8	24.7	19.1	13.6	33.7	48.1	16.1	11.8	88.7	388.7	4.8	15,341	Yeongdong-gun
83	195	39	36	27.0	26.0	24.7	16.2	5.5	33.4	48.5	17.4	12.7	92.1	402.2	5.5	16,326	Okcheon-gun
161	328	103	171	30.0	25.6	22.0	14.1	6.5	32.4	47.3	18.4	12.2	92.5	417.1	5.6	16,799	Eumseong-gun
93	136	34	19	20.5	26.1	28.0	19.3	5.7	38.0	47.5	14.2	11.8	92.3	402.9	5.1	16,167	Jecheon-si
47	62	12	10	20.0	24.9	24.3	20.8	9.2	39.3	45.8	14.1	11.4	90.6	395.1	5.0	15,976	Jeungpyeong-gun
105	277	60	241	29.7	23.4	21.3	13.1	8.0	30.8	47.6	17.3	12.3	94.0	423.6	5.6	16,584	Jincheon-gun
107	236	42	88	23.8	25.1	25.2	17.8	6.6	32.1	48.6	17.8	12.1	91.8	414.6	5.3	15,948	Sangdang-gu, Cheongju-si
22	118	29	47	19.9	25.0	26.0	15.5	10.6	33.3	49.1	14.7	11.2	90.2	408.6	5.0	15,580	Seowon-gu, Cheongju-si
267	806	193	175	24.1	23.5	23.7	17.8	9.6	29.5	49.6	19.6	12.1	91.0	417.3	5.1	15,834	Cheongwon-gu, Cheongju-si
116	316	76	246	19.2	20.6	21.3	17.7	14.2	30.5	47.8	14.9	11.0	88.9	407.3	4.8	15,152	Heungdeok-gu, Cheongju-si
157	256	84	117	28.9	25.4	21.3	15.5	7.2	36.2	46.9	15.3	12.1	93.8	414.0	5.6	16,640	Chungju-si

Note) 1. Aggregation is based on farm address of animal products traceability.

2. According to reorganized administrative district at July 1, 2023, Gunwi-gun Changed from Gunwi-gun, Gyeongsangbuk-do to Gunwi-gun, Daegu Metropolitan City

시·도(시·군·구)별 등급판정 결과

(단위: 두, 농장수)

지역	판 정 두 수				출하 농장수 farm	등 급 판 정 결 과												Grade		
	계	한우	젖소	육우		1**A	1**B	1**C	1*A	1*B	1*C	1A	1B	1C	2A	2B	2C			
충남 전체	140,602	116,679	9,361	14,562	9,515	8,992	13,504	5,120	8,043	14,698	5,912	8,964	15,887	6,062	7,682	14,730	4,963			
계룡시	28	28	0	0	7	0	2	1	3	3	1	2	3	2	6	3	0			
공주시	14,706	13,990	459	257	1,333	941	1,492	676	914	1,845	763	1,159	2,124	759	835	1,413	464			
금산군	2,947	2,214	175	558	160	260	300	99	188	254	86	157	295	114	176	357	160			
논산시	8,398	7,904	275	219	555	649	1,056	394	531	1,035	486	533	926	366	437	693	209			
당진시	10,369	7,923	1,580	866	663	646	909	345	550	917	394	587	952	326	515	867	207			
보령시	9,185	7,430	755	1,000	595	560	815	287	498	883	355	582	1,027	400	538	986	329			
부여군	12,293	10,906	451	936	793	1,088	1,270	508	858	1,297	497	944	1,360	597	758	1,249	382			
서산시	9,269	8,733	411	125	714	514	671	172	731	1,027	303	901	1,181	297	684	828	173			
서천군	3,645	3,473	145	27	365	352	357	124	299	337	128	330	396	148	242	352	112			
아산시	6,415	4,575	1,109	731	458	274	421	106	299	602	170	386	658	217	379	663	197			
예산군	17,286	14,164	1,291	1,831	1,067	1,223	1,953	771	901	1,943	754	937	1,973	746	762	1,615	523			
천안시 동남구	4,843	3,679	713	451	277	263	416	129	213	412	185	276	499	234	262	478	235			
천안시 서북구	11,121	3,188	1,218	6,715	203	292	624	279	212	493	263	214	723	382	419	2,048	994			
청양군	9,981	9,677	50	254	706	526	1,115	485	577	1,321	608	688	1,365	579	523	1,007	370			
태안군	2,085	1,784	245	56	226	88	108	26	159	203	52	208	241	63	189	217	41			
홍성군	18,031	17,011	484	536	1,393	1,316	1,995	718	1,110	2,126	867	1,060	2,164	832	957	1,954	567			
전북 전체	134,851	125,203	3,945	5,703	7,779	12,163	16,687	7,117	9,211	15,459	6,569	9,438	14,854	5,965	7,430	11,750	3,586			
고창군	14,197	12,618	1,203	376	652	949	1,579	729	912	1,778	761	933	1,616	723	616	1,143	372			
군산시	4,165	4,048	96	21	192	512	560	213	360	381	141	323	467	142	277	341	80			
김제시	13,549	13,363	134	52	802	1,246	1,648	862	919	1,477	636	1,006	1,605	661	823	1,197	366			
남원시	11,751	9,013	407	2,331	697	739	930	362	581	1,136	450	715	1,285	539	711	1,553	543			
무주군	1,990	1,876	85	29	152	241	308	95	147	200	77	150	181	51	99	142	45			
부안군	9,265	9,136	65	64	559	1,008	1,237	432	722	1,190	489	691	1,085	450	498	726	242			
순창군	9,746	9,622	109	15	550	839	1,446	671	648	1,324	566	602	1,194	495	417	765	279			
완주군	13,094	11,765	346	983	705	892	1,433	670	811	1,517	663	881	1,546	625	800	1,318	352			
익산시	12,970	11,526	251	1,193	637	1,305	1,421	437	1,032	1,328	468	1,096	1,372	442	896	1,209	288			
임실군	5,453	4,880	444	129	506	324	583	225	391	658	296	401	619	238	264	457	153			
장수군	9,941	9,826	1	114	627	1,067	1,384	536	804	1,267	583	713	1,046	404	489	712	207			
전주시 덕진구	377	377	0	0	15	62	52	16	30	31	13	34	34	16	26	26	7			
전주시 완산구	1	1	0	0	1	0	0	0	0	1	0	0	0	0	0	0	0			
정읍시	26,009	24,942	699	368	1,459	2,748	3,867	1,780	1,662	2,980	1,341	1,726	2,608	1,098	1,319	1,978	605			
진안군	2,343	2,210	105	28	225	231	239	89	192	191	85	167	196	81	195	183	47			
전남 전체	168,997	162,934	3,762	2,301	12,575	13,805	21,697	9,695	10,435	21,177	9,633	11,157	20,857	8,642	8,144	14,515	5,376			
강진군	9,488	9,441	14	33	881	612	1,024	505	612	1,195	574	819	1,244	534	556	926	317			
고흥군	9,804	9,649	117	38	636	1,174	1,446	714	692	1,054	485	561	889	440	462	636	233			
곡성군	5,495	5,300	157	38	380	499	858	408	306	624	313	308	596	264	254	450	139			
광양시	1,052	1,036	1	15	95	114	97	52	99	112	39	81	136	44	71	86	31			

주) 1. 축산물 이력제 농장 주소 기준 집계

2. 2023년 7월 군위군 행정구역 개편에 따라 대구광역시 관할구역으로 변경(경상북도 군위군 → 대구광역시 군위군)

(unit : head, farm)

				육질등급 출현율 (Percentage by quality grade)					육량등급 출현율 (Percentage by yield grade)			평 균					region
3A	3B	3C	D	1 ⁺⁺	1 ⁺	1	2	3	A	B	C	등지방 두께	등심 단면적	도체 중량	근내 지방도	경락가격	
3,932	13,216	3,332	5,565	19.6	20.4	22.0	19.5	14.6	26.8	51.2	18.1	11.3	87.3	407.2	4.7	15,669	Chungcheongnam-do
1	1	0	0	10.7	25.0	25.0	32.1	7.1	42.9	42.9	14.3	10.6	85.9	379.9	4.7	14,847	Gyeryong-si
232	595	133	361	21.1	23.9	27.5	18.4	6.5	27.8	50.8	19.0	12.5	89.1	399.4	5.1	16,164	Gongju-si
76	236	73	116	22.4	17.9	19.2	23.5	13.1	29.1	48.9	18.1	11.1	90.0	422.7	4.8	15,759	Geumsan-gun
199	608	123	153	25.0	24.4	21.7	15.9	11.1	28.0	51.4	18.8	12.2	90.1	412.7	5.2	16,381	Nonsan-si
321	1,493	449	891	18.3	17.9	18.0	15.3	21.8	25.3	49.6	16.6	10.3	84.0	394.3	4.4	15,474	Dangjin-gun
300	1,006	182	437	18.1	18.9	21.9	20.2	16.2	27.0	51.4	16.9	11.3	87.5	409.5	4.6	15,648	Boryeong-si
302	779	181	223	23.3	21.6	23.6	19.4	10.3	32.1	48.4	17.6	11.8	89.8	404.0	5.0	16,026	Buyeo-gun
276	984	244	283	14.6	22.2	25.7	18.2	16.2	33.5	50.6	12.8	10.3	86.4	393.9	4.5	15,126	Seosan-si
103	231	52	82	22.9	21.0	24.0	19.4	10.6	36.4	45.9	15.5	11.8	90.1	397.9	5.1	16,349	Seocheon-gun
346	804	243	650	12.5	16.7	19.7	19.3	21.7	26.3	49.1	14.5	10.2	86.3	402.5	4.1	14,854	Asan-si
416	1,699	325	745	22.8	20.8	21.2	16.8	14.1	24.5	53.1	18.0	11.5	87.0	407.6	4.9	15,933	Yesan-gun
146	530	180	385	16.7	16.7	20.8	20.1	17.7	24.0	48.2	19.9	11.4	88.1	411.0	4.4	15,208	Cheonan-si
476	2,248	691	763	10.7	8.7	11.9	31.1	30.7	14.5	55.2	23.5	8.1	77.7	432.5	3.2	12,637	Seobuk-gu, Cheonan-si
211	458	116	32	21.3	25.1	26.4	19.0	7.9	25.3	52.8	21.6	12.6	89.9	415.0	5.1	15,917	Cheongyang-gun
69	215	69	137	10.6	19.9	24.6	21.4	16.9	34.2	47.2	12.0	10.1	84.9	381.3	4.2	14,815	Taeon-gun
458	1,329	271	307	22.3	22.8	22.5	19.3	11.4	27.2	53.1	18.1	11.9	88.8	409.3	5.0	16,840	Hongseong-gun
3,010	7,133	1,579	2,900	26.7	23.2	22.4	16.9	8.7	30.6	48.9	18.4	12.1	91.7	419.9	5.3	16,555	Jeollabuk-do
217	679	173	1,017	22.9	24.3	23.0	15.0	7.5	25.5	47.9	19.4	12.3	90.3	420.0	5.3	16,389	Gochang-gun
84	177	36	71	30.9	21.2	22.4	16.8	7.1	37.4	46.2	14.7	11.7	92.0	409.6	5.5	16,898	Gunsan-si
269	571	122	141	27.7	22.4	24.1	17.6	7.1	31.5	48.0	19.5	12.6	92.8	414.7	5.4	16,728	Gimje-si
430	1,184	299	294	17.3	18.4	21.6	23.9	16.3	27.0	51.8	18.7	11.1	86.8	416.0	4.5	14,976	Namwon-si
45	117	46	46	32.4	21.3	19.2	14.4	10.5	34.3	47.6	15.8	12.4	95.7	419.4	5.6	17,087	Muji-gun
142	234	61	58	28.9	25.9	24.0	15.8	4.7	33.0	48.3	18.1	12.4	93.5	421.7	5.6	17,482	Buan-gun
105	245	59	91	30.3	26.0	23.5	15.0	4.2	26.8	51.0	21.2	12.7	91.5	423.1	5.6	16,979	Sunchang-gun
356	854	160	216	22.9	22.8	23.3	18.9	10.5	28.6	50.9	18.9	11.6	88.5	419.5	5.0	15,556	Wanju-gun
415	961	166	134	24.4	21.8	22.4	18.5	11.9	36.6	48.5	13.9	11.2	90.5	414.3	5.0	15,988	Iksan-si
131	371	78	264	20.8	24.7	23.1	16.0	10.6	27.7	49.3	18.2	12.0	90.1	412.5	5.1	16,305	Imsil-gun
184	433	95	17	30.0	26.7	21.8	14.2	7.2	32.8	48.7	18.4	12.2	93.7	430.8	5.6	16,561	Jangsu-gun
8	17	5	0	34.5	19.6	22.3	15.6	8.0	42.4	42.4	15.1	12.2	96.7	415.1	5.7	17,705	Deokjin-gu, Jeonju-si
0	0	0	0	0.0	100.0	0.0	0.0	0.0	0.0	100.0	0.0	18.0	82.0	317.0	7.0	-	Wansan-gu, Jeonju-si
525	1,054	243	475	32.3	23.0	20.9	15.0	7.0	30.7	48.0	19.5	12.7	94.6	427.0	5.7	17,537	Jeongeup-si
99	236	36	76	23.9	20.0	19.0	18.1	15.8	37.7	44.6	14.4	11.4	90.8	395.1	5.0	15,856	Jinan-gun
2,540	6,316	1,552	3,456	26.7	24.4	24.1	16.6	6.2	27.3	50.0	20.7	12.5	90.7	415.8	5.4	17,026	Jeollanam-do
166	305	71	28	22.6	25.1	27.4	19.0	5.7	29.1	49.5	21.1	12.6	89.9	408.1	5.2	16,351	Gangjin-gun
248	520	140	110	34.0	22.8	19.3	13.6	9.3	32.0	46.4	20.5	13.2	95.4	422.8	5.7	17,280	Goheung-gun
97	191	55	133	32.1	22.6	21.3	15.3	6.2	26.6	49.5	21.5	12.4	91.3	423.3	5.7	17,477	Gokseong-gun
15	63	11	1	25.0	23.8	24.8	17.9	8.5	36.1	47.0	16.8	12.2	91.5	402.3	5.3	16,754	Gwangyang-si

Note) 1. Aggregation is based on farm address of animal products traceability

2. According to reorganized administrative district at July 1, 2023, Gunwi-gun Changed from Gunwi-gun, Gyeongsangbuk-do to Gunwi-gun, Daegu Metropolitan City

시·도(시·군·구)별 등급판정 결과

(단위: 두, 농장수)

지역	판 정 두 수				출하 농장수 farm	등 급 판 정 결 과												Grade		
	계	한우	젖소	육우		1**A	1**B	1**C	1*A	1*B	1*C	1A	1B	1C	2A	2B	2C			
구례군	1,697	1,665	9	23	159	94	149	49	95	252	94	100	246	96	118	226	70			
나주시	19,404	17,909	815	680	1,211	1,248	2,267	960	1,104	2,381	1,117	1,241	2,479	1,055	937	1,784	639			
담양군	9,729	9,662	64	3	495	925	1,414	664	647	1,330	539	630	1,254	463	409	752	272			
목포시	92	92	0	0	5	5	17	3	6	9	4	11	12	1	11	9	3			
무안군	11,898	11,318	318	262	986	775	1,294	520	680	1,553	685	829	1,647	617	588	1,183	414			
보성군	6,250	5,974	239	37	608	539	628	218	450	743	278	547	830	317	354	556	211			
순천시	5,051	4,399	480	172	480	489	591	277	262	587	225	288	523	174	247	406	159			
신안군	2,734	2,734	0	0	246	127	261	91	153	351	145	241	423	146	188	345	83			
여수시	1,162	1,162	0	0	186	111	167	44	81	141	70	84	156	47	56	99	36			
영광군	8,456	8,116	267	73	643	637	1,169	482	504	1,162	532	443	1,021	431	381	716	294			
영암군	17,792	17,007	442	343	993	2,034	2,688	1,123	1,137	2,028	853	1,069	1,876	779	717	1,295	537			
완도군	2,361	2,361	0	0	256	172	223	103	203	275	127	230	359	130	157	226	69			
장성군	4,475	4,348	111	16	429	306	566	192	253	591	227	268	658	230	187	506	165			
장흥군	18,731	18,669	19	43	1,258	1,617	2,853	1,441	1,188	2,612	1,343	1,191	2,216	999	774	1,230	480			
진도군	721	721	0	0	64	59	63	17	69	87	42	58	103	27	55	75	22			
함평군	15,105	14,469	292	344	997	1,212	2,129	1,074	859	2,034	1,013	790	1,735	788	579	1,223	516			
해남군	11,887	11,683	141	63	1,115	620	1,155	542	704	1,401	677	1,036	1,800	797	722	1,199	473			
화순군	5,613	5,219	276	118	452	436	638	216	331	655	251	332	654	263	321	587	213			
경북 전체	250,831	232,428	4,251	14,152	14,064	19,921	31,247	14,710	15,782	29,887	14,543	16,431	30,240	13,825	12,212	21,278	8,090			
경산시	12,349	11,365	347	637	709	713	1,510	684	784	1,541	774	834	1,630	678	679	995	280			
경주시	20,392	18,093	1,444	855	1,956	1,747	2,683	1,222	1,140	2,277	1,053	1,145	2,109	1,011	818	1,633	575			
고령군	4,566	4,147	51	368	309	233	411	220	269	466	263	326	675	241	290	500	168			
구미시	24,273	19,837	371	4,065	1,186	1,328	2,507	1,408	1,173	2,622	1,479	1,251	2,898	1,596	1,141	2,751	1,437			
김천시	11,821	9,804	520	1,497	722	1,002	1,275	502	697	1,203	528	653	1,256	563	608	1,222	465			
문경시	10,554	9,560	95	899	565	990	1,354	527	642	1,106	467	666	1,220	519	554	980	400			
봉화군	10,527	10,504	15	8	452	1,392	1,752	914	785	1,259	583	769	973	437	463	542	194			
상주시	29,863	27,876	348	1,639	1,444	2,517	4,161	1,874	1,782	3,651	1,801	1,763	3,519	1,682	1,215	2,496	1,028			
성주군	5,374	5,121	113	140	317	242	488	239	317	613	316	372	812	324	306	523	201			
안동시	25,846	25,147	43	656	879	2,256	3,902	2,050	1,715	3,416	1,880	1,638	3,067	1,639	964	1,675	649			
영덕군	1,939	1,897	3	39	149	92	204	97	114	220	87	154	287	87	138	189	36			
영양군	1,395	1,349	18	28	88	107	171	66	115	177	72	108	181	76	70	107	30			
영주시	20,104	19,814	103	187	1,176	2,021	2,800	1,186	1,580	2,722	1,107	1,599	2,451	961	1,018	1,242	434			
영천시	14,870	13,871	308	691	738	910	1,790	925	858	1,865	1,019	893	1,811	864	630	1,192	398			
예천군	16,265	14,583	79	1,603	1,082	1,347	1,730	811	1,045	1,884	901	1,095	2,110	953	858	1,627	695			
울릉군	29	29	0	0	9	0	8	3	1	7	2	3	0	4	0	0	1			
울진군	3,001	3,001	0	0	218	219	305	118	233	367	155	290	421	151	182	258	72			
의성군	15,121	14,830	28	263	643	1,571	1,966	851	1,164	1,795	791	1,193	1,748	697	873	1,138	354			
청도군	9,201	9,042	76	83	482	397	811	376	556	1,188	528	661	1,377	582	568	941	260			
청송군	1,184	1,145	30	9	96	52	93	44	87	152	86	114	162	91	77	96	42			
철곡군	4,647	4,259	80	308	228	277	526	240	282	538	245	354	577	248	247	439	160			

주) 1. 축산물 이력제 농장 주소 기준 집계
 2. 2023년 7월 군위군 행정구역 개편에 따라 대구광역시 관할구역으로 변경(경상북도 군위군 → 대구광역시 군위군)

(unit : head, farm)

				육질등급 출현율 (Percentage by quality grade)					육량등급 출현율 (Percentage by yield grade)			평 균					region
3A	3B	3C	D	1 ⁺⁺	1 ⁺	1	2	3	A	B	C	등지방 두께	등심 단면적	도체 중량	근내 지방도	경락가	
27	52	22	7	17.2	26.0	26.0	24.4	6.0	25.6	54.5	19.5	12.4	86.6	392.0	4.9	15,183	Gurye-gun
298	921	147	826	23.1	23.7	24.6	17.3	7.0	24.9	50.7	20.2	12.3	89.2	412.7	5.2	16,446	Naju-si
118	210	46	56	30.9	25.9	24.1	14.7	3.8	28.1	51.0	20.4	12.4	91.1	418.0	5.6	17,789	Damyang-gun
0	1	0	0	27.2	20.7	26.1	25.0	1.1	35.9	52.2	12.0	10.9	88.5	398.5	5.2	16,769	Mokpo-si
200	524	138	251	21.8	24.5	26.0	18.4	7.2	25.8	52.1	20.0	11.9	88.3	409.9	5.1	16,530	Muan-gun
82	242	60	195	22.2	23.5	27.1	17.9	6.1	31.6	48.0	17.3	12.1	90.4	402.0	5.2	17,153	Boseong-gun
95	300	81	347	26.9	21.3	19.5	16.1	9.4	27.3	47.7	18.1	12.2	90.9	415.3	5.3	16,230	Suncheon-si
67	84	26	3	17.5	23.7	29.6	22.5	6.5	28.4	53.5	18.0	11.6	87.8	409.9	4.9	16,024	Sinan-gun
17	38	13	2	27.7	25.1	24.7	16.4	5.9	30.0	51.7	18.1	12.4	88.4	391.6	5.5	16,970	Yeosu-si
107	269	105	203	27.1	26.0	22.4	16.4	5.7	24.5	51.3	21.8	12.7	90.2	418.0	5.5	17,104	Yeonggwang-gun
223	782	156	495	32.9	22.6	20.9	14.3	6.5	29.1	48.7	19.4	12.4	93.5	427.3	5.7	17,920	Yeongam-gun
24	48	12	3	21.1	25.6	30.5	19.1	3.6	33.3	47.9	18.7	12.3	89.8	402.2	5.2	16,497	Wando-gun
51	137	33	105	23.8	23.9	25.8	19.2	4.9	23.8	54.9	18.9	12.0	86.1	395.4	5.3	17,429	Jangseong-gun
222	439	98	28	31.6	27.5	23.5	13.3	4.1	26.7	49.9	23.3	13.2	93.8	437.5	5.7	17,159	Jangheung-gun
10	25	6	3	19.3	27.5	26.1	21.1	5.7	34.8	49.0	15.8	11.5	89.3	403.7	5.1	14,552	Jindo-gun
203	502	166	282	29.2	25.9	21.9	15.3	5.8	24.1	50.5	23.5	12.8	90.0	418.7	5.6	17,192	Hampyeong-gun
165	384	84	128	19.5	23.4	30.6	20.1	5.3	27.3	50.0	21.6	12.5	87.5	395.7	5.0	16,037	Haenam-gun
105	279	82	250	23.0	22.0	22.3	20.0	8.3	27.2	50.1	18.3	12.3	90.3	408.9	5.2	16,463	Hwasun-gun
5,103	12,230	3,293	2,039	26.3	24.0	24.1	16.6	8.2	27.7	49.8	21.7	12.4	92.5	434.4	5.3	15,907	Gyeongsangbuk-do
247	738	132	130	23.5	25.1	25.4	15.8	9.0	26.4	51.9	20.6	12.0	92.2	438.4	5.1	15,645	Gyeongsan-si
391	1,509	344	735	27.7	21.9	20.9	14.8	11.0	25.7	50.1	20.6	12.6	90.7	409.1	5.3	16,130	Gyeongju-si
128	272	73	31	18.9	21.9	27.2	21.0	10.4	27.3	50.9	21.1	12.0	91.1	433.0	4.8	14,497	Goryeong-gun
542	1,448	550	142	21.6	21.7	23.7	22.0	10.5	22.4	50.4	26.7	12.1	90.1	442.8	4.9	14,910	Gumi-si
329	999	337	182	23.5	20.5	20.9	19.4	14.1	27.8	50.4	20.3	11.5	91.0	432.8	4.9	15,611	Gimcheon-si
263	609	196	61	27.2	21.0	22.8	18.3	10.1	29.5	49.9	20.0	12.0	92.5	433.1	5.2	15,529	Mungyeong-si
135	264	49	16	38.5	25.0	20.7	11.4	4.3	33.7	45.5	20.7	12.4	95.7	447.4	6.0	17,170	Bonghwa-gun
551	1,248	389	186	28.6	24.2	23.3	15.9	7.3	26.2	50.5	22.7	12.9	94.0	440.5	5.4	16,185	Sangju-si
160	332	90	39	18.0	23.2	28.1	19.2	10.8	26.0	51.5	21.8	12.4	91.3	424.7	4.8	14,940	Seongju-gun
247	548	162	38	31.8	27.1	24.5	12.7	3.7	26.4	48.8	24.7	13.1	95.6	456.7	5.7	16,822	Andong-si
64	127	37	6	20.3	21.7	27.2	18.7	11.8	29.0	53.0	17.7	12.3	91.1	414.9	4.9	15,964	Yeongdeok-gun
40	48	8	19	24.7	26.1	26.2	14.8	6.9	31.5	49.0	18.1	11.9	94.8	446.3	5.3	16,080	Yeongyang-gun
281	508	121	73	29.9	26.9	24.9	13.4	4.5	32.3	48.4	18.9	12.4	93.9	431.7	5.6	16,909	Yeongju-si
453	964	167	131	24.4	25.2	24.0	14.9	10.7	25.2	51.3	22.7	12.4	91.7	433.4	5.1	15,223	Yeongcheon-si
268	681	208	52	23.9	23.5	25.6	19.6	7.1	28.4	49.4	21.9	12.3	91.2	426.5	5.2	15,756	Yecheon-gun
0	0	0	0	37.9	34.5	24.1	3.4	0.0	13.8	51.7	34.5	16.8	93.2	425.9	6.4	-	Ulleung-gun
78	123	28	1	21.4	25.2	28.7	17.1	7.6	33.4	49.1	17.5	12.1	93.3	431.2	5.1	15,217	Ulsan-gun
320	517	123	20	29.0	24.8	24.1	15.6	6.3	33.9	47.4	18.6	11.9	93.3	437.0	5.5	15,679	Uiseong-gun
261	539	111	45	17.2	24.7	28.5	19.2	9.9	26.6	52.8	20.2	12.3	90.3	420.7	4.8	15,010	Cheongdo-gun
21	40	10	17	16.0	27.4	31.0	18.2	6.0	29.6	45.9	23.1	12.8	93.5	430.9	5.0	15,357	Cheongsong-gun
115	304	67	28	22.4	22.9	25.4	18.2	10.5	27.4	51.3	20.7	12.1	92.3	432.8	5.0	15,123	Chilgok-gun

Note) 1. Aggregation is based on farm address of animal products traceability.

2. According to reorganized administrative district at July 1, 2023, Gunwi-gun Changed from Gunwi-gun, Gyeongsangbuk-do to Gunwi-gun, Daegu Metropolitan City

시·도(시·군·구)별 등급판정 결과

(단위 : 두, 농장수)

지역	판 정 두 수				출하 농장수 farm	등 급 판 정 결 과												Grade		
	계	한우	젖소	육우		1**A	1**B	1**C	1*A	1*B	1*C	1A	1B	1C	2A	2B	2C			
포항시 남구	1,880	1,835	9	36	148	168	210	85	126	181	98	139	238	84	135	171	57			
포항시 북구	5,630	5,319	170	141	468	340	590	268	317	637	308	411	718	337	378	561	154			
경남 전체	87,060	81,594	3,339	2,127	6,391	6,385	9,285	4,304	5,025	9,370	4,304	5,597	9,910	4,243	4,994	7,725	2,454			
거제시	359	359	0	0	56	15	44	12	10	31	16	24	40	27	41	58	8			
거창군	9,032	8,470	86	476	622	684	876	390	438	737	330	470	768	350	441	754	274			
고성군	3,778	3,237	467	74	416	160	260	92	154	333	154	212	453	170	233	437	142			
김해시	11,164	10,778	186	200	591	1,097	1,443	693	697	1,250	538	693	1,176	487	619	1,000	248			
남해군	3,822	3,682	50	90	354	295	413	188	225	412	205	270	427	211	262	369	133			
밀양시	8,939	8,506	234	199	568	688	1,064	557	576	1,000	475	589	981	453	529	743	261			
사천시	4,218	3,592	490	136	276	219	366	176	192	458	234	240	531	215	204	409	162			
산청군	2,479	2,104	128	247	252	117	158	87	119	230	131	140	318	132	127	303	114			
양산시	540	404	121	15	85	45	44	14	17	37	15	28	56	16	23	44	10			
의령군	4,847	4,539	256	52	289	285	582	262	240	579	303	282	557	271	257	367	133			
진주시	4,197	3,874	189	134	309	357	478	191	260	417	177	323	416	171	304	373	103			
창녕군	11,142	10,775	186	181	532	723	1,266	631	675	1,448	701	762	1,557	717	568	848	277			
창원시 마산합포구	878	815	48	15	130	22	38	14	48	72	22	63	117	28	92	106	22			
창원시 마산회원구	43	43	0	0	4	10	10	2	0	7	2	2	0	0	3	2	1			
창원시 성산구	22	1	14	7	2	0	0	0	0	0	0	0	0	0	0	1	2			
창원시 의창구	1,699	1,447	207	45	132	97	145	61	101	164	88	121	195	73	115	124	31			
창원시 진해구	12	12	0	0	5	0	1	0	0	0	0	0	1	1	2	5	0			
통영시	372	372	0	0	37	21	32	12	23	44	13	36	49	30	19	46	16			
하동군	4,932	4,655	198	79	370	419	464	197	347	595	237	348	599	244	284	455	138			
함안군	3,015	2,578	393	44	293	178	235	75	175	263	112	167	313	110	197	267	58			
함양군	3,062	2,850	86	126	303	268	338	119	223	343	123	226	329	102	200	302	85			
합천군	8,508	8,501	0	7	765	685	1,028	531	505	950	428	601	1,027	435	474	712	236			
제주 전체	8,482	8,057	278	147	495	636	1,568	516	456	1,154	386	347	880	346	303	645	208			
서귀포시	3,887	3,767	72	48	174	284	743	302	199	506	214	139	380	191	137	262	106			
제주시	4,595	4,290	206	99	321	352	825	214	257	648	172	208	500	155	166	383	102			

주) 1. 축산물 이력제 농장 주소 기준 집계
 2. 2023년 7월 군위군 행정구역 개편에 따라 대구광역시 관할구역으로 변경(경상북도 군위군 → 대구광역시 군위군)

(unit : head, farm)

				육질등급 출현율 (Percentage by quality grade)					육량등급 출현율 (Percentage by yield grade)			평 균					region
3A	3B	3C	D	1 ⁺⁺	1 ⁺	1	2	3	A	B	C	등지방 두께	등심 단면적	도체 중량	근내 지방도	경락가격	
63	98	22	5	24.6	21.5	24.5	19.3	9.7	33.6	47.8	18.4	12.7	91.2	401.6	5.1	16,337	Nam-gu, Pohang-si
146	314	69	82	21.3	22.4	26.0	19.4	9.4	28.3	50.1	20.2	12.6	90.2	404.4	5.0	15,944	Buk-gu, Pohang-si
2,383	7,550	1,712	1,819	22.9	21.5	22.7	17.4	13.4	28.0	50.4	19.5	12.3	91.9	420.0	5.0	15,606	Gyeongsangnam-do
8	19	5	1	19.8	15.9	25.3	29.8	8.9	27.3	53.5	18.9	12.6	87.4	389.7	4.7	13,962	Geoje-si
293	1,680	372	175	21.6	16.7	17.6	16.3	26.0	25.8	53.3	19.0	11.1	86.2	387.0	4.5	15,340	Geochang-gun
127	492	111	248	13.6	17.0	22.1	21.5	19.3	23.5	52.3	17.7	11.8	86.7	397.6	4.3	13,767	Goseong-gun
253	750	138	82	29.0	22.3	21.1	16.7	10.2	30.1	50.3	18.8	12.5	94.7	430.7	5.3	16,197	Gimhae-si
118	227	44	23	23.4	22.0	23.8	20.0	10.2	30.6	48.4	20.4	12.7	92.6	419.2	5.1	15,715	Namhae-gun
201	542	121	159	25.8	22.9	22.6	17.1	9.7	28.9	48.4	20.9	12.8	94.4	432.1	5.2	16,213	Miryang-si
91	386	103	232	18.0	21.0	23.4	18.4	13.8	22.4	51.0	21.1	12.4	90.2	419.6	4.7	15,140	Sacheon-si
88	259	89	67	14.6	19.4	23.8	21.9	17.6	23.8	51.1	22.3	12.2	90.1	418.3	4.4	13,818	Sancheong-gun
22	122	11	36	19.1	12.8	18.5	14.3	28.7	25.0	56.1	12.2	10.9	85.6	382.8	4.3	12,654	Yangsan-si
117	380	95	137	23.3	23.1	22.9	15.6	12.2	24.4	50.9	22.0	12.7	93.2	438.2	5.0	15,967	Uiryeong-gun
134	353	58	82	24.4	20.3	21.7	18.6	13.0	32.8	48.5	16.7	12.0	92.7	419.6	5.0	15,943	Jinju-si
222	526	127	94	23.5	25.3	27.2	15.2	7.9	26.5	50.7	22.0	12.7	93.4	434.9	5.2	15,769	Changnyeong-gun
52	133	27	22	8.4	16.2	23.7	25.1	24.1	31.5	53.1	12.9	10.7	84.2	379.2	3.8	13,399	Masanhappo-gu, Changwon-si
3	1	0	0	51.2	20.9	4.7	14.0	9.3	41.9	46.5	11.6	10.7	96.2	449.1	6.4	14,070	MasanHoewon-gu, Changwon-si
5	6	4	4	0.0	0.0	0.0	13.6	68.2	22.7	31.8	27.3	5.3	67.8	396.8	1.2	8,125	Seongsan-gu, Changwon-si
58	209	32	85	17.8	20.8	22.9	15.9	17.6	29.0	49.3	16.8	11.5	90.0	415.0	4.6	14,597	Uichang-gu, Changwon-si
1	1	0	0	8.3	0.0	16.7	58.3	16.7	25.0	66.7	8.3	10.9	77.3	371.9	2.9	12,018	Jinhae-gu, Changwon-si
8	17	4	2	17.5	21.5	30.9	21.8	7.8	28.8	50.5	20.2	12.8	90.5	400.7	4.9	15,926	Tongyeong-si
117	307	88	93	21.9	23.9	24.1	17.8	10.4	30.7	49.1	18.3	12.4	92.5	418.6	5.0	15,619	Hadong-gun
113	434	107	211	16.2	18.2	19.6	17.3	21.7	27.5	50.1	15.3	11.5	87.9	392.9	4.4	14,052	Haman-gun
91	208	71	34	23.7	22.5	21.5	19.2	12.1	32.9	49.6	16.3	11.8	93.8	426.7	5.1	15,329	Hamyang-gun
261	498	105	32	26.4	22.1	24.2	16.7	10.2	29.7	49.5	20.4	12.7	94.4	425.7	5.3	16,389	Hapcheon-gun
140	510	175	212	32.1	23.5	18.5	13.6	9.7	22.2	56.1	19.2	12.2	90.8	422.8	5.6	14,462	Jeju-do
58	217	83	66	34.2	23.6	18.3	13.0	9.2	21.0	54.2	23.1	12.7	90.9	426.9	5.7	15,065	Seogwipo-si
82	293	92	146	30.3	23.4	18.8	14.2	10.2	23.2	57.6	16.0	11.8	90.7	419.3	5.6	13,806	Jeju-si

Note) 1. Aggregation is based on farm address of animal products traceability

2. According to reorganized administrative district at July 1, 2023, Gunwi-gun Changed from Gunwi-gun, Gyeongsangbuk-do to Gunwi-gun, Daegu Metropolitan City

시·도(시·군·구)별 등급판정 결과

2) 한우 전체

(단위 : 두, 농장수)

지역	판 정 두 수				출하 농장수	등 급 판 정 결 과												Grade		
	계	암	수	거세		farm	1 ⁺⁺ A	1 ⁺⁺ B	1 ⁺⁺ C	1 ⁺ A	1 ⁺ B	1 ⁺ C	1A	1B	1C	2A	2B	2C		
전체	990,412	487,310	4,978	498,124	65,183	85,443	127,941	52,690	70,083	125,861	53,470	72,413	122,612	48,883	54,952	80,996	25,601			
서울 전체	12	4	0	8	1	2	0	0	1	3	0	0	0	0	0	5	0	0		
서초구	12	4	0	8	1	2	0	0	1	3	0	0	0	0	0	5	0	0		
부산 전체	163	112	1	50	49	18	14	3	8	19	6	10	24	6	8	16	7			
강서구	67	38	1	28	19	4	3	0	3	8	6	4	10	2	2	8	5			
금정구	6	6	0	0	4	0	0	0	0	0	0	0	2	0	1	0	0			
기장군	90	68	0	22	26	14	11	3	5	11	0	6	12	4	5	8	2			
대구 전체	6,419	2,924	50	3,445	553	332	658	312	384	787	383	515	849	395	398	631	200			
군위군	2,969	1,570	9	1,390	259	152	343	127	187	347	153	240	364	174	214	307	101			
달성군	2,120	1,007	29	1,084	188	89	142	87	121	264	135	171	296	146	123	216	70			
동구	795	302	6	487	69	50	105	60	34	95	51	61	114	51	39	75	18			
북구	510	37	6	467	33	40	66	38	36	81	44	40	71	24	22	26	11			
수성구	25	8	0	17	4	1	2	0	6	0	0	3	4	0	0	7	0			
인천 전체	7,007	1,587	17	5,403	377	1,018	1,373	480	691	991	320	423	626	179	248	286	53			
강화군	6,778	1,479	2	5,297	338	1,008	1,355	463	674	975	314	411	597	165	230	259	49			
계양구	70	25	2	43	14	4	6	7	7	7	1	5	12	5	6	6	2			
남동구	45	10	7	28	6	0	3	2	2	5	2	3	7	4	5	3	2			
서구	6	6	0	0	1	0	0	1	0	0	0	0	2	0	0	2	0			
옹진군	82	49	1	32	16	6	9	7	8	4	3	4	8	5	4	12	0			
중구	26	18	5	3	2	0	0	0	0	0	0	0	0	0	3	4	0			
광주 전체	1,076	536	13	527	121	110	111	40	75	112	61	82	135	48	91	118	41			
광산구	781	371	10	400	82	93	89	24	60	82	41	56	100	32	63	79	25			
남구	4	4	0	0	2	0	0	1	0	0	2	0	1	0	0	0	0			
북구	287	157	3	127	35	17	22	15	15	30	18	26	32	16	28	37	16			
서구	4	4	0	0	2	0	0	0	0	0	0	0	2	0	0	2	0			
대전 전체	1,288	817	0	471	121	106	117	66	104	137	60	98	149	65	105	123	38			
대덕구	7	7	0	0	2	0	0	0	0	3	0	1	2	0	0	1	0			
동구	6	6	0	0	3	0	0	0	0	1	0	1	0	0	2	0	0			
서구	597	360	0	237	60	53	65	37	44	65	35	36	69	33	42	64	16			
유성구	584	389	0	195	44	46	49	27	53	57	24	43	60	28	53	48	22			
중구	94	55	0	39	12	7	3	2	7	11	1	17	18	4	8	10	0			
울산 전체	9,720	5,896	47	3,777	1,169	743	1,250	507	658	1,200	518	675	1,162	435	589	794	257			
남구	5	4	0	1	1	1	0	0	1	0	0	0	2	1	0	0	0			
북구	1,082	618	3	461	73	109	171	43	97	145	53	84	137	41	71	73	20			

주) 1. 축산물 이력제 농장 주소 기준 집계
 2. 2023년 7월 군위군 행정구역 개편에 따라 대구광역시 관할구역으로 변경(경상북도 군위군 → 대구광역시 군위군)

Number of graded beef carcass on city, district, country

Beef carcass Total

(unit : head, farm)

				육질등급 출현율 (Percentage by quality grade)					육량등급 출현율 (Percentage by yield grade)			평 균					region
3A	3B	3C	D	1 ⁺⁺	1 ⁺	1	2	3	A	B	C	등지방 두께	등심 단면적	도체 중량	근내 지방도	경락가	
19,125	39,154	9,015	2,173	26.9	25.2	24.6	16.3	6.8	30.5	50.1	19.1	12.5	92.5	421.5	5.4	16,482	Total
0	1	0	0	16.7	33.3	0.0	41.7	8.3	66.7	33.3	0.0	8.3	85.7	352.9	4.6	15,341	Seoul
0	1	0	0	16.7	33.3	0.0	41.7	8.3	66.7	33.3	0.0	8.3	85.7	352.9	4.6	15,341	Seocho-gu
11	11	2	0	21.5	20.2	24.5	19.0	14.7	33.7	51.5	14.7	12.1	89.3	398.6	4.8	15,972	Busan
6	5	1	0	10.4	25.4	23.9	22.4	17.9	28.4	50.7	20.9	12.8	88.9	413.5	4.3	14,252	Gangseo-gu
0	3	0	0	0.0	0.0	33.3	16.7	50.0	16.7	83.3	0.0	9.5	74.2	312.2	3.0	11,611	Geumjeong-gu
5	3	1	0	31.1	17.8	24.4	16.7	10.0	38.9	50.0	11.1	11.8	90.6	393.3	5.2	17,455	Gijang-gun
154	327	76	18	20.3	24.2	27.4	19.1	8.7	27.8	50.7	21.3	12.7	93.4	432.4	5.0	15,451	Daegu
79	142	32	7	20.9	23.1	26.2	20.9	8.5	29.4	50.6	19.8	12.6	94.1	430.3	5.0	15,783	Gunwi-gun
61	150	38	11	15.0	24.5	28.9	19.3	11.7	26.7	50.4	22.5	12.7	90.6	414.1	4.7	15,085	Dalseong-gun
10	27	5	0	27.0	22.6	28.4	16.6	5.3	24.4	52.3	23.3	12.8	95.2	453.6	5.4	14,920	Dong-gu
4	6	1	0	28.2	31.6	26.5	11.6	2.2	27.8	49.0	23.1	12.6	97.6	486.8	5.7	16,200	Buk-gu
0	2	0	0	12.0	24.0	28.0	28.0	8.0	40.0	60.0	0.0	10.9	93.9	433.6	4.5	14,952	Suseong-gu
67	200	40	12	41.0	28.6	17.5	8.4	4.4	34.9	49.6	15.3	11.9	96.4	436.8	6.1	18,074	Incheon
59	172	36	11	41.7	29.0	17.3	7.9	3.9	35.1	49.5	15.2	12.0	96.8	438.8	6.2	18,156	Ganghwa-gun
1	1	0	0	24.3	21.4	31.4	20.0	2.9	32.9	45.7	21.4	11.7	87.2	402.1	5.2	15,560	Gyeyang-gu
2	5	0	0	11.1	20.0	31.1	22.2	15.6	26.7	51.1	22.2	10.7	84.6	431.5	4.0	15,126	Namdong-gu
0	0	0	1	16.7	0.0	33.3	33.3	0.0	0.0	66.7	16.7	8.4	65.4	278.6	4.0	14,267	Seo-gu
2	9	1	0	26.8	18.3	20.7	19.5	14.6	29.3	51.2	19.5	11.7	87.7	366.1	5.1	15,479	Ongjin-gun
3	13	3	0	0.0	0.0	0.0	26.9	73.1	23.1	65.4	11.5	4.3	67.1	264.8	1.5	9,351	Jung-gu
22	20	10	0	24.3	23.0	24.6	23.2	4.8	35.3	46.1	18.6	11.8	90.4	413.6	5.2	17,448	Gwangju
17	15	5	0	26.4	23.4	24.1	21.4	4.7	37.0	46.7	16.3	11.7	91.2	415.5	5.3	17,538	Gwangsan-gu
0	0	0	0	25.0	50.0	25.0	0.0	0.0	0.0	25.0	75.0	15.8	85.0	425.3	6.8	-	Nam-gu
5	5	5	0	18.8	22.0	25.8	28.2	5.2	31.7	43.9	24.4	12.2	88.5	409.9	4.8	17,125	Buk-gu
0	0	0	0	0.0	0.0	50.0	50.0	0.0	0.0	100.0	0.0	6.0	70.3	295.8	3.3	-	Seo-gu
43	66	9	2	22.4	23.4	24.2	20.7	9.2	35.4	46.0	18.5	12.5	91.7	395.7	5.2	15,897	Daejeon
0	0	0	0	0.0	42.9	42.9	14.3	0.0	14.3	85.7	0.0	10.1	85.4	336.7	5.3	15,404	Daedeok-gu
0	2	0	0	0.0	16.7	16.7	33.3	33.3	50.0	50.0	0.0	8.3	82.2	324.0	3.2	13,291	Dong-gu
8	24	6	0	26.0	24.1	23.1	20.4	6.4	30.7	48.1	21.3	13.0	92.4	403.8	5.4	16,157	Seo-gu
35	35	3	1	20.9	22.9	22.4	21.1	12.5	39.4	42.6	17.8	12.4	91.5	390.3	5.0	15,638	Yuseong-gu
0	5	0	1	12.8	20.2	41.5	19.1	5.3	41.5	50.0	7.4	10.7	88.6	386.0	4.8	15,786	Jung-gu
184	554	132	62	25.7	24.4	23.4	16.9	9.0	29.3	51.0	19.0	12.7	91.3	407.5	5.3	15,637	Ulsan
0	0	0	0	20.0	20.0	60.0	0.0	0.0	40.0	40.0	20.0	11.6	90.6	344.8	5.6	12,500	Nam-gu
12	25	1	0	29.9	27.3	24.2	15.2	3.5	34.5	50.9	14.6	12.3	92.7	412.4	5.7	16,511	Buk-gu

Note) 1. Aggregation is based on farm address of animal products traceability

2. According to reorganized administrative district at July 1, 2023, Gunwi-gun Changed from Gunwi-gun, Gyeongsangbuk-do to Gunwi-gun, Daegu Metropolitan City

시·도(시·군·구)별 등급판정 결과

(단위 : 두, 농장수)

지역	판 정 두 수				출하 농장수 farm	등 급 판 정 결 과												Grade		
	계	암	수	거세		1**A	1**B	1**C	1*A	1*B	1*C	1A	1B	1C	2A	2B	2C			
울주군	8,613	5,255	44	3,314	1,092	632	1,075	463	560	1,051	464	591	1,018	390	518	721	237			
중구	20	19	0	1	3	1	4	1	0	4	1	0	5	3	0	0	0			
세종 전체	7,697	4,626	42	3,029	559	667	893	318	622	1,015	369	651	1,114	362	415	647	208			
전체	7,697	4,626	42	3,029	559	667	893	318	622	1,015	369	651	1,114	362	415	647	208			
경기 전체	85,866	35,291	482	50,093	4,486	7,708	11,388	3,560	6,681	11,361	3,933	6,807	10,290	3,524	5,238	6,403	1,686			
가평군	3,060	1,545	5	1,510	241	138	323	149	213	407	190	262	398	158	208	288	78			
고양시 덕양구	396	103	9	284	20	23	57	30	25	60	38	35	40	14	18	27	8			
고양시 일산동구	1,009	359	0	650	59	71	101	35	97	145	49	95	138	33	80	83	12			
고양시 일산서구	222	76	0	146	15	14	19	5	16	29	8	21	30	6	18	24	5			
과천시	8	6	0	2	1	0	0	0	0	0	0	1	2	0	2	2	0			
광명시	158	59	2	97	15	14	6	1	15	16	1	15	16	1	15	25	4			
광주시	1,751	1,131	4	616	112	197	156	36	203	178	35	210	187	47	174	163	30			
구리시	34	13	0	21	2	5	3	0	5	0	1	5	4	0	4	6	0			
군포시	70	18	5	47	6	5	8	1	4	6	0	12	11	4	8	3	2			
김포시	3,165	912	0	2,253	117	416	582	145	295	438	149	221	310	113	132	159	30			
남양주시	1,481	748	4	729	127	92	145	43	163	192	63	155	206	66	129	117	27			
동두천시	157	69	8	80	16	11	19	4	10	17	10	14	27	3	6	10	8			
부천시 소사구	2	2	0	0	1	0	0	0	0	0	1	0	1	0	0	0	0			
수원시 권선구	17	2	1	14	4	1	0	0	1	0	0	6	1	0	4	2	0			
수원시 장안구	29	18	0	11	5	1	1	0	1	2	0	9	6	0	4	2	0			
시흥시	453	285	10	158	99	11	29	11	20	39	22	47	56	17	43	54	11			
안산시 단원구	59	22	0	37	4	3	2	1	7	5	0	12	7	1	3	10	3			
안산시 상록구	689	325	19	345	41	32	62	11	44	75	36	66	108	25	47	82	34			
안성시	23,701	7,210	24	16,467	868	2,917	4,125	1,250	1,769	3,179	1,173	1,535	2,503	985	1,009	1,290	409			
안양시 만안구	14	12	0	2	1	2	0	0	3	0	0	0	1	0	3	2	0			
양주시	2,471	1,159	29	1,283	166	203	251	112	175	305	98	238	257	94	176	220	61			
양평군	4,146	2,114	34	1,998	354	286	479	145	269	577	171	286	493	177	243	355	82			
여주시	6,440	3,512	14	2,914	327	646	746	200	601	766	219	556	720	240	497	471	105			
연천군	2,238	943	8	1,287	132	152	276	134	145	284	125	163	268	104	156	202	48			
오산시	115	28	0	87	10	4	6	0	11	19	2	14	27	3	14	13	1			
용인시 기흥구	5	0	0	5	1	0	0	0	0	0	0	0	0	0	5	0	0			
용인시 수지구	39	6	0	33	3	6	1	1	4	8	1	5	7	2	1	2	0			
용인시 처인구	3,460	1,389	13	2,058	210	337	362	102	296	383	113	275	419	120	268	270	53			
의왕시	28	0	0	28	5	5	5	0	3	0	0	5	2	0	4	3	1			
의정부시	15	4	0	11	3	1	2	0	0	1	1	0	3	1	1	5	0			
이천시	7,335	3,435	4	3,896	299	566	859	217	520	1,033	346	552	1,039	413	424	551	206			
파주시	3,302	1,260	19	2,023	175	234	307	113	296	432	155	324	445	125	280	292	56			
평택시	4,330	2,176	73	2,081	233	244	490	203	291	581	255	299	550	212	249	429	133			

주) 1. 축산물 이력제 농장 주소 기준 집계
 2. 2023년 7월 군위군 행정구역 개편에 따라 대구광역시 관할구역으로 변경(경상북도 군위군 → 대구광역시 군위군)

(unit : head, farm)

				육질등급 출현율 (Percentage by quality grade)					육량등급 출현율 (Percentage by yield grade)			평 균					region
3A	3B	3C	D	1 ⁺⁺	1 ⁺	1	2	3	A	B	C	등지방 두께	등심 단면적	도체 중량	근내 지방도	경락가격	
172	528	131	62	25.2	24.1	23.2	17.1	9.6	28.7	51.0	19.6	12.7	91.1	407.0	5.2	15,527	Ulju-gun
0	1	0	0	30.0	25.0	40.0	0.0	5.0	5.0	70.0	25.0	14.9	90.1	394.0	5.7	16,974	Jung-gu
129	234	45	8	24.4	26.1	27.6	16.5	5.3	32.3	50.7	16.9	12.2	91.3	411.0	5.4	16,634	Sejong-si
129	234	45	8	24.4	26.1	27.6	16.5	5.3	32.3	50.7	16.9	12.2	91.3	411.0	5.4	16,634	Total
2,065	4,007	917	298	26.4	25.6	24.0	15.5	8.1	33.2	50.6	15.9	11.7	91.7	422.7	5.3	16,231	Gyeonggi-do
61	154	21	12	19.9	26.5	26.7	18.8	7.7	28.8	51.3	19.5	12.4	91.2	410.9	5.1	15,690	Gapyeong-gun
3	15	3	0	27.8	31.1	22.5	13.4	5.3	26.3	50.3	23.5	12.5	92.0	431.5	5.6	14,922	Deokyang-gu, Goyang-si
21	40	9	0	20.5	28.8	26.4	17.3	6.9	36.1	50.2	13.7	11.3	90.9	415.1	5.1	15,228	Ilsan-gu, Goyang-si
4	19	1	3	17.1	23.9	25.7	21.2	10.8	32.9	54.5	11.3	10.5	89.8	415.2	4.7	14,611	Ilsanseo-gu, Goyang-si
0	1	0	0	0.0	0.0	37.5	50.0	12.5	37.5	62.5	0.0	8.6	79.4	318.1	2.8	12,261	Gwacheon-si
9	20	0	0	13.3	20.3	20.3	27.8	18.4	43.0	52.5	4.4	9.4	84.0	370.5	4.1	14,970	Gwangmyeong-si
47	59	12	17	22.2	23.8	25.4	21.0	6.7	47.5	42.4	9.1	10.7	90.7	388.0	5.1	16,398	Gwangju-si
0	1	0	0	23.5	17.6	26.5	29.4	2.9	55.9	41.2	2.9	10.9	94.3	393.2	4.9	15,592	Guri-si
1	5	0	0	20.0	14.3	38.6	18.6	8.6	42.9	47.1	10.0	10.3	88.9	423.0	4.6	15,537	Gunpo-si
51	87	16	21	36.1	27.9	20.3	10.1	4.9	35.2	49.8	14.3	11.9	96.1	435.2	5.9	17,554	Gimpo-si
33	42	7	1	18.9	28.2	28.8	18.4	5.5	38.6	47.4	13.9	11.6	91.9	411.7	5.0	14,907	Namyangju-si
4	13	1	0	21.7	23.6	28.0	15.3	11.5	28.7	54.8	16.6	11.5	89.3	405.3	5.0	15,746	Dongducheon-si
0	0	0	0	0.0	50.0	50.0	0.0	0.0	0.0	50.0	50.0	14.0	76.5	387.0	5.5	16,582	Sosa-gu, Bucheon-si
0	2	0	0	5.9	5.9	41.2	35.3	11.8	70.6	29.4	0.0	6.2	74.5	347.8	3.8	12,667	Gwonseon-gu, Suwon-si
0	3	0	0	6.9	10.3	51.7	20.7	10.3	51.7	48.3	0.0	8.4	84.0	372.0	4.0	14,119	Jangan-gu, Suwon-si
21	60	9	3	11.3	17.9	26.5	23.8	19.9	31.3	52.5	15.5	11.0	84.7	377.0	4.1	14,520	Siheung-si
1	4	0	0	10.2	20.3	33.9	27.1	8.5	44.1	47.5	8.5	10.3	88.2	387.8	4.4	14,978	Danwon-gu, Ansan-si
31	27	9	0	15.2	22.5	28.9	23.7	9.7	31.9	51.4	16.7	12.0	90.3	412.3	4.6	15,220	Sangnok-gu, Ansan-si
429	855	239	34	35.0	25.8	21.2	11.4	6.4	32.3	50.4	17.1	12.0	94.2	442.5	5.8	16,996	Anseong-si
1	1	0	1	14.3	21.4	7.1	35.7	14.3	64.3	28.6	0.0	10.5	90.8	353.2	4.8	14,873	Dongan-gu, Anyang-si
75	163	32	11	22.9	23.4	23.8	18.5	10.9	35.1	48.4	16.1	11.5	90.3	404.1	5.0	15,777	Yangju-si
154	294	106	29	21.9	24.5	23.1	16.4	13.4	29.9	53.0	16.4	11.7	90.7	418.8	5.0	15,270	Yangpyeong-gun
214	341	87	31	24.7	24.6	23.5	16.7	10.0	39.0	47.3	13.2	11.1	90.9	409.4	5.2	16,402	Yeoju-si
51	97	26	7	25.1	24.8	23.9	18.1	7.8	29.8	50.4	19.5	12.0	90.3	416.7	5.2	15,736	Yeoncheon-gun
1	0	0	0	8.7	27.8	38.3	24.3	0.9	38.3	56.5	5.2	10.4	87.3	419.2	4.6	16,527	Osan-si
0	0	0	0	0.0	0.0	0.0	100.0	0.0	100.0	0.0	0.0	5.2	80.4	381.2	2.2	13,249	Giheung-Gu, Yongin-shi
0	1	0	0	20.5	33.3	35.9	7.7	2.6	41.0	48.7	10.3	10.2	93.2	475.3	5.5	14,258	Suji-gu, Yongin-si
128	249	70	15	23.2	22.9	23.5	17.1	12.9	37.7	48.6	13.2	10.8	89.8	412.2	5.0	16,047	Cheoin-gu, Yongin-si
0	0	0	0	35.7	10.7	25.0	28.6	0.0	60.7	35.7	3.6	8.8	90.4	429.7	5.5	17,446	Uiwang-si
0	0	0	0	20.0	13.3	26.7	40.0	0.0	13.3	73.3	13.3	12.9	95.7	466.2	4.8	14,262	Uijeongbu-si
194	333	67	15	22.4	25.9	27.3	16.1	8.1	30.8	52.0	17.0	11.8	90.1	422.6	5.1	15,670	Icheon-si
70	146	15	12	19.8	26.7	27.1	19.0	7.0	36.5	49.1	14.1	11.1	89.5	406.9	5.0	15,779	Paju-si
104	213	57	20	21.6	26.0	24.5	18.7	8.6	27.4	52.3	19.9	12.5	91.3	419.6	5.1	15,990	Pyeongtaek-si

Note) 1. Aggregation is based on farm address of animal products traceability

2. According to reorganized administrative district at July 1, 2023, Gunwi-gun Changed from Gunwi-gun, Gyeongsangbuk-do to Gunwi-gun, Daegu Metropolitan City

시·도(시·군·구)별 등급판정 결과

(단위 : 두, 농장수)

지역	판 정 두 수				출하 농장수 farm	등 급 판 정 결 과												Grade		
	계	암	수	거세		1**A	1**B	1**C	1*A	1*B	1*C	1A	1B	1C	2A	2B	2C			
포천시	4,431	2,385	65	1,981	224	237	472	187	300	596	245	357	522	213	300	411	135			
하남시	4	4	0	0	1	0	0	0	0	0	0	0	0	0	0	0	0			
화성시	11,032	3,961	132	6,939	589	834	1,494	424	879	1,588	426	1,012	1,486	347	713	830	144			
강원 전체	72,610	34,710	338	37,562	4,776	5,872	9,002	2,720	5,945	10,066	3,352	5,661	9,165	2,880	4,819	5,843	1,562			
강릉시	2,365	986	19	1,360	182	159	329	103	186	332	98	183	345	123	156	181	58			
고성군	3,429	1,406	5	2,018	231	156	319	142	251	446	177	308	517	153	275	350	76			
동해시	183	115	0	68	29	12	13	4	12	19	10	16	37	8	14	21	8			
삼척시	2,727	1,322	30	1,375	238	170	303	80	215	352	129	242	357	131	186	277	71			
속초시	71	31	1	39	7	1	2	1	7	8	2	7	12	2	8	8	1			
양구군	2,475	824	1	1,650	164	160	264	60	200	354	119	218	377	136	183	192	77			
양양군	1,534	780	0	754	137	108	191	50	125	187	73	125	195	47	107	111	41			
영월군	3,921	2,064	3	1,854	213	295	618	171	245	567	220	250	521	178	205	311	90			
원주시	5,376	2,970	14	2,392	354	463	671	176	464	724	184	427	632	176	418	497	103			
인제군	1,922	869	1	1,052	154	91	175	41	153	196	81	199	261	85	186	180	59			
정선군	2,120	975	2	1,143	167	104	275	132	142	316	128	142	256	104	145	178	49			
철원군	3,843	1,811	53	1,979	230	175	336	165	240	427	226	303	518	206	331	406	124			
춘천시	6,036	2,500	12	3,524	391	643	826	234	594	772	222	585	642	186	447	410	76			
태백시	525	146	1	378	35	32	64	19	31	85	22	35	77	26	49	43	11			
평창군	3,850	1,611	55	2,184	185	222	539	215	243	512	241	225	420	169	215	268	74			
홍천군	11,144	5,649	14	5,481	773	1,574	1,789	565	914	1,454	490	683	1,267	412	510	659	204			
화천군	2,761	1,184	79	1,498	176	152	249	87	212	377	161	195	373	119	210	299	79			
횡성군	18,328	9,467	48	8,813	1,110	1,355	2,039	475	1,711	2,938	769	1,518	2,358	619	1,174	1,452	361			
충북 전체	71,659	42,617	164	28,878	4,353	7,028	9,337	3,324	6,128	9,052	3,534	5,966	8,532	3,235	4,316	5,378	1,687			
괴산군	5,348	2,875	4	2,469	324	552	680	234	503	708	239	411	620	211	362	400	84			
단양군	570	385	11	174	74	27	47	20	43	64	21	68	65	28	44	77	20			
보은군	10,680	6,494	36	4,150	571	1,071	1,379	500	810	1,309	472	862	1,227	476	626	829	301			
영동군	2,322	1,750	4	568	167	181	239	83	179	247	104	208	311	108	176	211	70			
옥천군	5,649	3,780	14	1,855	522	578	690	281	452	750	292	466	696	252	332	450	134			
음성군	8,404	4,581	26	3,797	368	907	1,327	486	778	1,057	461	647	901	382	406	516	146			
제천시	4,578	2,909	15	1,654	392	347	462	139	430	579	195	501	609	181	381	404	105			
증평군	1,243	804	1	438	130	104	125	33	137	147	44	120	143	52	106	102	28			
진천군	4,966	2,955	9	2,002	240	578	802	261	411	618	253	370	555	212	231	303	106			
청주시 상당구	5,352	3,227	3	2,122	284	489	647	239	454	717	271	454	681	298	329	414	142			
청주시 서원구	1,443	775	12	656	104	130	142	45	133	204	61	151	206	54	93	107	35			
청주시 청원구	11,637	6,872	16	4,749	492	1,021	1,543	614	925	1,455	703	958	1,430	629	613	849	318			
청주시 흥덕구	2,871	1,510	6	1,355	208	244	331	109	240	365	127	247	367	114	217	256	66			
충주시	6,596	3,700	7	2,889	477	799	923	280	633	832	291	503	721	238	400	460	132			

주) 1. 축산물 이력제 농장 주소 기준 집계
 2. 2023년 7월 군위군 행정구역 개편에 따라 대구광역시 관할구역으로 변경(경상북도 군위군 → 대구광역시 군위군)

(unit : head, farm)

				육질등급 출현율 (Percentage by quality grade)					육량등급 출현율 (Percentage by yield grade)			평 균					region
3A	3B	3C	D	1 ⁺⁺	1 ⁺	1	2	3	A	B	C	등지방 두께	등심 단면적	도체 중량	근내 지방도	경락가액	
133	259	50	14	20.2	25.8	24.6	19.1	10.0	29.9	51.0	18.7	12.3	90.5	404.3	5.0	15,506	Pocheon-si
0	4	0	0	0.0	0.0	0.0	0.0	100.0	0.0	100.0	0.0	6.3	68.3	284.0	1.0	8,899	Hanam-si
224	499	80	52	24.9	26.2	25.8	15.3	7.3	33.2	53.5	12.9	11.2	90.3	422.8	5.2	15,430	Hwaseong-si
1,652	3,140	766	165	24.2	26.7	24.4	16.8	7.7	33.0	51.3	15.5	12.0	92.4	418.9	5.3	15,503	Gangwon-do
28	67	15	2	25.0	26.0	27.5	16.7	4.7	30.1	53.0	16.8	12.5	93.4	426.6	5.4	15,423	Gangneung-si
62	164	30	3	18.0	25.5	28.5	20.4	7.5	30.7	52.4	16.9	12.1	89.9	407.6	5.0	15,393	Goseong-gun
5	2	2	0	15.8	22.4	33.3	23.5	4.9	32.2	50.3	17.5	12.1	90.7	405.8	4.9	15,669	Donghae-si
56	127	27	4	20.3	25.5	26.8	19.6	7.7	31.9	51.9	16.1	12.2	93.8	425.4	5.1	15,768	Samcheok-si
5	6	1	0	5.6	23.9	29.6	23.9	16.9	39.4	50.7	9.9	10.6	89.6	410.4	4.4	14,410	Sokcho-si
37	69	28	1	19.6	27.2	29.5	18.3	5.4	32.2	50.7	17.0	12.1	92.5	430.2	5.1	15,860	Yanggu-gun
38	106	22	8	22.8	25.1	23.9	16.9	10.8	32.8	51.5	15.2	11.8	91.6	408.0	5.2	15,541	Yangyang-gun
83	134	31	2	27.6	26.3	24.2	15.5	6.3	27.5	54.9	17.6	12.5	92.5	427.0	5.4	15,358	Yeongwol-gun
142	242	47	10	24.4	25.5	23.0	18.9	8.0	35.6	51.5	12.8	11.6	91.4	412.1	5.2	14,963	Wonju-si
80	115	19	1	16.0	22.4	28.4	22.1	11.1	36.9	48.2	14.8	11.7	91.1	405.9	4.8	14,996	Inje-gun
50	80	19	0	24.1	27.6	23.7	17.5	7.0	27.5	52.1	20.4	12.5	91.5	421.2	5.3	15,648	Jeongseon-gun
139	198	43	6	17.6	23.2	26.7	22.4	9.9	30.9	49.1	19.9	12.3	89.9	406.4	4.8	15,669	Cheorwon-gun
136	210	36	17	28.2	26.3	23.4	15.5	6.3	39.8	47.4	12.5	11.7	94.5	422.5	5.5	16,161	Chuncheon-si
11	17	2	1	21.9	26.3	26.3	19.6	5.7	30.1	54.5	15.2	11.3	89.9	426.7	5.1	15,319	Taebaek-si
73	322	57	55	25.4	25.9	21.1	14.5	11.7	25.4	53.5	19.6	11.8	89.1	412.6	5.2	15,274	Pyeongchang-gun
197	319	101	6	35.2	25.6	21.2	12.3	5.5	34.8	49.2	15.9	12.4	96.4	431.4	5.9	16,317	Hongcheon-gun
96	116	30	6	17.7	27.2	24.9	21.3	8.8	31.3	51.2	17.2	12.2	92.2	415.7	4.9	15,632	Hwacheon-gun
414	846	256	43	21.1	29.6	24.5	16.3	8.3	33.7	52.6	13.5	11.6	91.2	415.2	5.2	13,726	Hoengseong-gun
1,328	2,152	558	104	27.5	26.1	24.7	15.9	5.6	34.6	48.1	17.2	12.5	93.2	412.6	5.5	16,554	Chungcheongbuk-do
130	167	32	15	27.4	27.1	23.2	15.8	6.2	36.6	48.1	15.0	12.1	94.6	419.0	5.5	16,378	Goesan-gun
7	29	8	2	16.5	22.5	28.2	24.7	7.7	33.2	49.5	17.0	12.1	89.6	396.3	4.8	15,255	Danyang-gun
257	400	151	10	27.6	24.3	24.0	16.4	7.6	34.0	48.2	17.8	12.5	92.2	409.9	5.4	16,337	Boeun-gun
78	98	22	7	21.7	22.8	27.0	19.7	8.5	35.4	47.6	16.7	12.4	90.9	393.1	5.1	15,804	Yeongdong-gun
77	165	30	4	27.4	26.4	25.0	16.2	4.8	33.7	48.7	17.5	12.8	92.4	402.8	5.6	16,396	Okcheon-gun
122	203	53	12	32.4	27.3	23.0	12.7	4.5	34.0	47.6	18.2	12.6	93.7	416.7	5.8	17,140	Eumseong-gun
89	121	29	6	20.7	26.3	28.2	19.4	5.2	38.2	47.5	14.2	11.9	92.5	403.1	5.2	16,218	Jecheon-si
43	48	8	3	21.1	26.4	25.3	19.0	8.0	41.0	45.5	13.3	11.7	91.6	392.6	5.2	16,119	Jeungpyeong-gun
85	137	31	13	33.0	25.8	22.9	12.9	5.1	33.7	48.6	17.4	12.7	95.6	424.8	5.8	17,123	Jincheon-gun
64	131	20	2	25.7	26.9	26.8	16.5	4.0	33.4	48.4	18.1	12.5	93.1	414.8	5.5	16,352	Sangdang-gu, Cheongju-si
15	58	8	1	22.0	27.6	28.5	16.3	5.6	36.2	49.7	14.1	11.6	91.8	409.6	5.2	16,066	Seowon-gu, Cheongju-si
159	316	88	16	27.3	26.5	25.9	15.3	4.8	31.6	48.1	20.2	12.9	93.6	418.2	5.5	16,593	Cheongwon-gu, Cheongju-si
65	90	30	3	23.8	25.5	25.4	18.8	6.4	35.3	49.1	15.5	11.9	91.8	412.6	5.3	16,159	Heungdeok-gu, Cheongju-si
137	189	48	10	30.4	26.6	22.2	15.0	5.7	37.5	47.4	15.0	12.4	94.4	413.5	5.7	16,852	Chungju-si

Note) 1. Aggregation is based on farm address of animal products traceability.

2. According to reorganized administrative district at July 1, 2023, Gunwi-gun Changed from Gunwi-gun, Gyeongsangbuk-do to Gunwi-gun, Daegu Metropolitan City

시·도(시·군·구)별 등급판정 결과

(단위 : 두, 농장수)

지역	판 정 두 수				출하 농장수 farm	등 급 판 정 결 과												Grade		
	계	암	수	거세		1**A	1**B	1**C	1*A	1*B	1*C	1A	1B	1C	2A	2B	2C			
충남 전체	116,679	64,463	1,338	50,878	8,781	8,971	13,449	5,094	7,985	14,487	5,778	8,837	15,166	5,627	7,011	11,038	3,266			
계룡시	28	20	0	8	7	0	2	1	3	3	1	2	3	2	6	3	0			
공주시	13,990	9,805	110	4,075	1,308	939	1,491	675	913	1,844	762	1,156	2,112	758	803	1,367	451			
금산군	2,214	1,110	3	1,101	147	260	299	97	186	241	74	148	245	81	154	180	63			
논산시	7,904	4,039	8	3,857	523	648	1,056	394	530	1,032	483	528	916	363	432	638	203			
당진시	7,923	3,179	35	4,709	574	645	908	345	548	905	392	582	934	314	486	719	166			
보령시	7,430	4,207	39	3,184	549	559	810	284	492	869	351	581	977	376	490	757	250			
부여군	10,906	6,642	52	4,212	755	1,082	1,259	507	849	1,280	493	923	1,315	568	672	955	311			
서산시	8,733	4,484	182	4,067	683	514	671	172	731	1,027	303	900	1,181	297	682	820	170			
서천군	3,473	1,960	19	1,494	353	352	357	124	299	337	128	330	396	148	242	347	110			
아산시	4,575	2,646	286	1,643	342	273	419	106	299	592	168	382	622	194	343	484	125			
예산군	14,164	7,818	62	6,284	975	1,222	1,951	768	898	1,925	738	918	1,910	700	697	1,228	307			
천안시 동남구	3,679	2,093	81	1,505	233	263	411	127	213	402	180	274	479	214	248	374	153			
천안시 서북구	3,188	1,181	7	2,000	102	285	599	265	178	391	188	159	344	165	113	201	86			
청양군	9,677	5,347	226	4,104	693	526	1,114	485	577	1,318	605	687	1,353	569	512	942	337			
태안군	1,784	1,025	14	745	197	87	108	26	159	202	52	208	240	60	186	210	39			
홍성군	17,011	8,907	214	7,890	1,340	1,316	1,994	718	1,110	2,119	860	1,059	2,139	818	945	1,813	495			
전북 전체	125,203	60,299	281	64,623	7,394	12,157	16,665	7,111	9,191	15,404	6,544	9,380	14,662	5,889	7,001	10,328	3,137			
고창군	12,618	5,677	10	6,931	577	949	1,579	729	912	1,778	761	932	1,614	720	598	1,069	354			
군산시	4,048	1,773	24	2,251	186	512	560	213	360	381	139	322	465	140	275	334	78			
김제시	13,363	7,043	43	6,277	785	1,246	1,648	862	919	1,475	635	1,006	1,604	659	822	1,187	355			
남원시	9,013	4,383	37	4,593	621	735	918	358	569	1,110	434	683	1,169	494	560	909	290			
무주군	1,876	1,055	1	820	145	241	308	95	147	200	77	150	180	50	98	132	37			
부안군	9,136	4,380	7	4,749	548	1,008	1,237	432	722	1,190	488	691	1,085	450	491	705	242			
순창군	9,622	4,879	53	4,690	540	839	1,446	671	648	1,323	566	602	1,194	495	416	762	279			
완주군	11,765	4,942	28	6,795	672	892	1,430	669	808	1,512	663	872	1,528	620	700	1,107	312			
익산시	11,526	5,132	10	6,384	618	1,304	1,420	437	1,029	1,321	467	1,084	1,348	436	775	927	234			
임실군	4,880	2,542	13	2,325	455	324	582	225	391	658	296	401	618	237	262	444	144			
장수군	9,826	3,728	17	6,081	626	1,066	1,379	536	804	1,261	583	713	1,037	400	486	686	193			
전주시 덕진구	377	235	0	142	15	62	52	16	30	31	13	34	34	16	26	26	7			
전주시 완산구	1	1	0	0	1	0	0	0	0	1	0	0	0	0	0	0	0			
정읍시	24,942	13,195	27	11,720	1,399	2,748	3,867	1,779	1,660	2,972	1,337	1,723	2,590	1,093	1,297	1,863	571			
진안군	2,210	1,334	11	865	206	231	239	89	192	191	85	167	196	79	195	177	41			
전남 전체	162,934	91,058	841	71,035	12,284	13,804	21,690	9,689	10,431	21,163	9,618	11,148	20,799	8,601	8,045	14,203	5,209			
강진군	9,441	5,686	39	3,716	878	612	1,024	505	612	1,195	574	819	1,244	534	556	925	317			
고흥군	9,649	4,703	9	4,937	620	1,174	1,445	714	692	1,053	485	561	887	440	461	630	227			
곡성군	5,300	3,396	17	1,887	366	499	857	408	306	624	311	307	594	264	251	446	136			
광양시	1,036	573	3	460	94	114	97	52	98	112	39	81	136	44	71	85	28			

주) 1. 축산물 이력제 농장 주소 기준 집계
 2. 2023년 7월 군위군 행정구역 개편에 따라 대구광역시 관할구역으로 변경(경상북도 군위군 → 대구광역시 군위군)

(unit : head, farm)

				육질등급 출현율 (Percentage by quality grade)					육량등급 출현율 (Percentage by yield grade)			평 균					region
3A	3B	3C	D	1 ⁺⁺	1 ⁺	1	2	3	A	B	C	등지방 두께	등심 단면적	도체 중량	근내 지방도	경락가격	
2,532	5,952	1,172	314	23.6	24.2	25.4	18.3	8.3	30.3	51.5	17.9	12.2	90.5	408.3	5.2	16,588	Chungcheongnam-do
1	1	0	0	10.7	25.0	25.0	32.1	7.1	42.9	42.9	14.3	10.6	85.9	379.9	4.7	14,847	Gyeryong-si
186	411	90	32	22.2	25.2	28.8	18.7	4.9	28.6	51.6	19.6	12.7	89.7	400.3	5.2	16,457	Gongju-si
53	108	24	1	29.6	22.6	21.4	17.9	8.4	36.2	48.5	15.3	12.3	95.0	418.6	5.5	16,658	Geumsan-gun
169	415	80	17	26.5	25.9	22.9	16.1	8.4	29.2	51.3	19.3	12.5	91.3	414.1	5.4	16,652	Nonsan-si
196	629	85	69	24.0	23.3	23.1	17.3	11.5	31.0	51.7	16.4	11.5	89.0	405.5	5.1	16,502	Dangjin-gun
178	360	87	9	22.2	23.0	26.0	20.1	8.4	31.0	50.8	18.1	12.4	91.3	413.5	5.1	16,607	Boryeong-si
208	390	76	18	26.1	24.0	25.7	17.8	6.2	34.2	47.7	17.9	12.5	92.2	405.1	5.4	16,753	Buyeo-gun
244	804	149	68	15.5	23.6	27.2	19.1	13.7	35.2	51.6	12.5	10.5	87.6	396.9	4.6	15,498	Seosan-si
91	174	38	0	24.0	22.0	25.2	20.1	8.7	37.8	46.4	15.8	12.0	90.8	398.9	5.2	16,422	Seocheon-gun
227	279	50	12	17.4	23.1	26.2	20.8	12.2	33.3	52.4	14.1	11.6	91.2	406.8	4.7	16,170	Asan-si
214	558	97	33	27.8	25.1	24.9	15.8	6.1	27.9	53.5	18.4	12.6	90.4	409.7	5.5	17,024	Yesan-gun
95	182	57	7	21.8	21.6	26.3	21.1	9.1	29.7	50.2	19.9	12.7	92.3	412.5	5.0	16,459	Cheonan-si
44	143	22	5	36.0	23.7	21.0	12.5	6.6	24.4	52.6	22.8	13.2	94.1	441.4	5.8	17,364	Seobuk-gu, Cheonan-si
187	370	89	6	22.0	25.8	27.0	18.5	6.7	25.7	52.7	21.5	12.8	90.4	415.6	5.2	16,125	Cheongyang-gun
49	132	22	4	12.4	23.2	28.5	24.4	11.4	38.6	50.0	11.2	10.7	87.3	385.1	4.5	15,527	Taeon-gun
390	996	206	33	23.7	24.0	23.6	19.1	9.4	28.3	53.3	18.2	12.2	89.8	410.3	5.2	17,169	Hongseong-gun
2,295	4,233	1,025	181	28.7	24.9	23.9	16.3	6.0	32.0	49.0	18.9	12.5	93.0	421.7	5.5	16,950	Jeollabuk-do
159	347	107	10	25.8	27.3	25.9	16.0	4.9	28.1	50.6	21.2	12.7	91.6	423.0	5.4	16,798	Gochang-gun
79	143	26	21	31.7	21.7	22.9	17.0	6.1	38.2	46.5	14.7	11.9	92.4	410.1	5.6	16,951	Gunsan-si
264	517	108	56	28.1	22.7	24.5	17.7	6.7	31.9	48.1	19.6	12.7	93.0	414.9	5.4	16,783	Gimje-si
237	411	127	9	22.3	23.4	26.0	19.5	8.6	30.9	50.1	18.9	12.4	91.3	417.6	5.1	16,339	Namwon-si
44	88	23	6	34.3	22.6	20.3	14.2	8.3	36.2	48.4	15.0	12.7	97.1	421.2	5.8	17,383	Muju-gun
131	205	55	4	29.3	26.3	24.4	15.7	4.3	33.3	48.4	18.2	12.5	93.7	422.0	5.6	17,572	Buan-gun
102	218	55	6	30.7	26.4	23.8	15.1	3.9	27.1	51.4	21.5	12.7	91.6	423.5	5.7	16,981	Sunchang-gun
189	361	84	18	25.4	25.4	25.7	18.0	5.4	29.4	50.5	20.0	12.2	90.5	423.2	5.3	16,287	Wanju-gun
240	406	88	10	27.4	24.4	24.9	16.8	6.4	38.5	47.0	14.4	11.8	93.3	418.4	5.4	16,803	Iksan-si
88	158	48	4	23.2	27.6	25.7	17.4	6.0	30.0	50.4	19.5	12.5	91.7	416.2	5.4	16,546	Imsil-gun
174	404	87	17	30.3	26.9	21.9	13.9	6.8	33.0	48.5	18.3	12.3	94.0	430.6	5.6	16,661	Jangsu-gun
8	17	5	0	34.5	19.6	22.3	15.6	8.0	42.4	42.4	15.1	12.2	96.7	415.1	5.7	17,705	Deokjin-gu, Jeonju-si
0	0	0	0	0.0	100.0	0.0	0.0	0.0	0.0	100.0	0.0	18.0	82.0	317.0	7.0	-	Wansan-gu, Jeonju-si
484	756	185	17	33.7	23.9	21.7	15.0	5.7	31.7	48.3	19.9	12.9	95.3	428.0	5.8	17,681	Jeongeup-si
96	202	27	3	25.3	21.2	20.0	18.7	14.7	39.9	45.5	14.5	11.6	91.5	395.7	5.1	15,908	Jinan-gun
2,210	4,813	1,171	340	27.7	25.3	24.9	16.9	5.0	28.0	50.7	21.0	12.6	91.2	416.6	5.5	17,219	Jeollanam-do
163	280	69	12	22.7	25.2	27.5	19.0	5.4	29.3	49.4	21.2	12.6	90.1	408.6	5.2	16,391	Gangjin-gun
240	491	135	14	34.5	23.1	19.6	13.7	9.0	32.4	46.7	20.7	13.2	95.6	423.1	5.7	17,296	Goheung-gun
87	159	45	6	33.3	23.4	22.0	15.7	5.5	27.4	50.6	22.0	12.4	91.5	423.5	5.8	17,545	Gokseong-gun
15	53	10	1	25.4	24.0	25.2	17.8	7.5	36.6	46.6	16.7	12.3	91.8	401.9	5.4	16,890	Gwangyang-si

Note) 1. Aggregation is based on farm address of animal products traceability.

2. According to reorganized administrative district at July 1, 2023, Gunwi-gun Changed from Gunwi-gun, Gyeongsangbuk-do to Gunwi-gun, Daegu Metropolitan City

시·도(시·군·구)별 등급판정 결과

(단위 : 두, 농장수)

지역	판 정 두 수				출하 농장수 farm	등 급 판 정 결 과												Grade		
	계	암	수	거세		1**A	1**B	1**C	1*A	1*B	1*C	1A	1B	1C	2A	2B	2C			
구례군	1,665	1,246	2	417	156	94	149	47	95	252	91	100	246	93	118	224	67			
나주시	17,909	9,937	139	7,833	1,143	1,248	2,267	959	1,103	2,379	1,114	1,240	2,469	1,046	903	1,700	612			
담양군	9,662	4,796	81	4,785	490	925	1,414	664	647	1,330	539	629	1,254	463	409	752	270			
목포시	92	57	1	34	5	5	17	3	6	9	4	11	12	1	11	9	3			
무안군	11,318	6,762	112	4,444	979	775	1,294	520	680	1,551	685	829	1,645	614	575	1,160	406			
보성군	5,974	4,078	22	1,874	593	539	628	218	450	743	278	547	828	317	349	553	209			
순천시	4,399	2,505	23	1,871	439	489	591	275	262	582	225	288	514	166	241	370	123			
신안군	2,734	1,630	29	1,075	246	127	261	91	153	351	145	241	423	146	188	345	83			
여수시	1,162	735	8	419	186	111	167	44	81	141	70	84	156	47	56	99	36			
영광군	8,116	4,573	14	3,529	629	637	1,168	482	504	1,162	532	443	1,018	431	381	709	290			
영암군	17,007	8,346	93	8,568	961	2,034	2,688	1,123	1,136	2,027	851	1,067	1,870	776	701	1,258	517			
완도군	2,361	1,341	17	1,003	256	172	223	103	203	275	127	230	359	130	157	226	69			
장성군	4,348	3,219	21	1,108	421	306	566	192	253	591	226	268	657	230	186	502	164			
장흥군	18,669	7,288	54	11,327	1,253	1,617	2,853	1,441	1,188	2,612	1,343	1,191	2,214	999	773	1,223	476			
진도군	721	459	4	258	64	59	63	17	69	87	42	58	103	27	55	75	22			
함평군	14,469	7,896	59	6,514	975	1,211	2,128	1,073	859	2,034	1,010	788	1,724	784	565	1,168	490			
해남군	11,683	8,537	84	3,062	1,102	620	1,154	542	703	1,400	677	1,034	1,798	795	718	1,182	465			
화순군	5,219	3,295	10	1,914	428	436	636	216	331	653	250	332	648	254	320	562	199			
경북 전체	232,428	98,776	973	132,679	13,594	19,889	31,162	14,656	15,712	29,583	14,345	16,243	29,258	13,166	11,477	17,333	5,898			
경산시	11,365	4,384	49	6,932	670	710	1,510	683	783	1,537	769	822	1,587	664	634	840	234			
경주시	18,093	11,370	131	6,592	1,857	1,747	2,677	1,217	1,139	2,255	1,041	1,138	2,071	966	781	1,420	468			
고령군	4,147	1,879	37	2,231	303	233	408	219	265	457	260	315	639	217	267	403	119			
구미시	19,837	7,840	73	11,924	1,115	1,319	2,474	1,388	1,157	2,537	1,393	1,207	2,598	1,365	976	1,558	598			
김천시	9,804	4,447	15	5,342	669	1,000	1,265	497	691	1,168	512	637	1,166	479	542	810	246			
문경시	9,560	4,684	16	4,860	553	989	1,349	526	637	1,088	457	654	1,148	470	516	759	230			
봉화군	10,504	2,898	21	7,585	450	1,392	1,752	914	785	1,259	583	768	973	437	463	540	194			
상주시	27,876	12,597	84	15,195	1,397	2,515	4,155	1,867	1,771	3,618	1,789	1,726	3,411	1,628	1,093	1,991	810			
성주군	5,121	2,535	26	2,560	307	242	488	239	317	609	315	371	804	320	294	491	179			
안동시	25,147	6,304	58	18,785	864	2,255	3,900	2,047	1,712	3,403	1,874	1,632	3,028	1,616	928	1,447	547			
영덕군	1,897	908	6	983	145	92	204	97	114	220	87	154	286	87	137	185	32			
영양군	1,349	480	26	843	86	107	171	66	115	177	72	108	181	76	70	107	30			
영주시	19,814	7,584	60	12,170	1,166	2,019	2,800	1,185	1,576	2,720	1,104	1,596	2,429	954	999	1,194	396			
영천시	13,871	6,163	76	7,632	709	908	1,790	923	855	1,859	1,015	889	1,798	856	596	1,070	373			
예천군	14,583	7,132	52	7,399	1,067	1,339	1,718	805	1,034	1,829	871	1,077	1,969	860	784	1,130	425			
울릉군	29	12	0	17	9	0	8	3	1	7	2	3	0	4	0	0	1			
울진군	3,001	1,402	8	1,591	218	219	305	118	233	367	155	290	421	151	182	258	72			
의성군	14,830	4,983	33	9,814	638	1,570	1,961	851	1,163	1,784	789	1,179	1,715	689	851	1,057	334			
청도군	9,042	4,160	97	4,785	471	397	811	374	555	1,188	528	661	1,372	580	564	923	250			

주) 1. 축산물 이력제 농장 주소 기준 집계

2. 2023년 7월 군위군 행정구역 개편에 따라 대구광역시 관할구역으로 변경(경상북도 군위군 → 대구광역시 군위군)

(unit : head, farm)

				육질등급 출현율 (Percentage by quality grade)					육량등급 출현율 (Percentage by yield grade)			평 균					region
3A	3B	3C	D	1 ⁺⁺	1 ⁺	1	2	3	A	B	C	등지방 두께	등심 단면적	도체 중량	근내 지방도	경락가격	
25	44	20	0	17.4	26.3	26.4	24.6	5.3	25.9	55.0	19.1	12.4	86.7	391.0	5.0	15,466	Gurye-gun
189	520	94	66	25.0	25.7	26.6	18.0	4.5	26.1	52.1	21.4	12.6	90.2	414.7	5.3	16,942	Naju-si
116	199	45	6	31.1	26.0	24.3	14.8	3.7	28.2	51.2	20.5	12.5	91.1	418.1	5.7	17,789	Damyang-gun
0	1	0	0	27.2	20.7	26.1	25.0	1.1	35.9	52.2	12.0	10.9	88.5	398.5	5.2	16,769	Mokpo-si
157	347	57	23	22.9	25.8	27.3	18.9	5.0	26.6	53.0	20.2	12.2	89.2	412.1	5.2	17,016	Muan-gun
76	191	36	12	23.2	24.6	28.3	18.6	5.1	32.8	49.3	17.7	12.3	90.9	402.8	5.3	17,306	Boseong-gun
81	163	27	2	30.8	24.3	22.0	16.7	6.2	30.9	50.5	18.5	12.6	92.5	415.9	5.6	17,143	Suncheon-si
67	84	26	3	17.5	23.7	29.6	22.5	6.5	28.4	53.5	18.0	11.6	87.8	409.9	4.9	16,024	Sinan-gun
17	38	13	2	27.7	25.1	24.7	16.4	5.9	30.0	51.7	18.1	12.4	88.4	391.6	5.5	16,970	Yeosu-si
95	191	69	4	28.2	27.1	23.3	17.0	4.4	25.4	52.3	22.2	12.8	90.6	419.3	5.6	17,276	Yeonggwang-gun
178	550	113	118	34.4	23.6	21.8	14.6	4.9	30.1	49.4	19.9	12.6	94.2	429.0	5.8	18,195	Yeongam-gun
24	48	12	3	21.1	25.6	30.5	19.1	3.6	33.3	47.9	18.7	12.3	89.8	402.2	5.2	16,497	Wando-gun
50	120	31	6	24.5	24.6	26.6	19.6	4.6	24.4	56.0	19.4	12.0	86.2	395.5	5.3	17,429	Jangseong-gun
219	414	93	13	31.7	27.5	23.6	13.2	3.9	26.7	49.9	23.3	13.2	93.8	437.7	5.7	17,179	Jangheung-gun
10	25	6	3	19.3	27.5	26.1	21.1	5.7	34.8	49.0	15.8	11.5	89.3	403.7	5.1	14,552	Jindo-gun
144	343	129	19	30.5	27.0	22.8	15.4	4.3	24.7	51.1	24.1	13.0	90.6	419.2	5.7	17,482	Hampyeong-gun
158	343	75	19	19.8	23.8	31.0	20.2	4.9	27.7	50.3	21.9	12.6	87.6	395.6	5.1	16,177	Haenam-gun
99	209	66	8	24.7	23.6	23.6	20.7	7.2	29.1	51.9	18.9	12.5	90.9	408.4	5.3	16,701	Hwasun-gun
4,167	7,512	1,783	244	28.3	25.7	25.2	14.9	5.8	29.0	49.4	21.4	12.8	94.0	435.0	5.5	16,430	Gyeongsangbuk-do
161	365	59	7	25.5	27.2	27.0	15.0	5.1	27.4	51.4	21.2	12.5	94.0	442.5	5.4	16,313	Gyeongsan-si
318	669	153	33	31.2	24.5	23.1	14.8	6.3	28.3	50.3	21.3	13.2	92.8	410.9	5.6	17,090	Gyeongju-si
108	184	41	12	20.7	23.7	28.2	19.0	8.0	28.6	50.4	20.6	12.5	92.4	430.4	5.0	15,152	Goryeong-gun
418	657	178	14	26.1	25.6	26.1	15.8	6.3	25.6	49.5	24.8	13.2	93.9	442.0	5.4	16,033	Gumi-si
230	449	103	9	28.2	24.2	23.3	16.3	8.0	31.6	49.6	18.7	12.5	94.9	435.1	5.4	16,678	Gimcheon-si
235	376	120	6	30.0	22.8	23.8	15.7	7.6	31.7	49.4	18.9	12.5	94.2	431.7	5.5	16,191	Mungyeong-si
134	251	47	12	38.6	25.0	20.7	11.4	4.1	33.7	45.5	20.7	12.5	95.8	447.6	6.0	17,190	Bonghwa-gun
425	821	235	21	30.6	25.7	24.3	14.0	5.3	27.0	50.2	22.7	13.3	95.4	441.3	5.7	16,484	Sangju-si
130	256	58	8	18.9	24.2	29.2	18.8	8.7	26.4	51.7	21.7	12.7	92.2	426.3	5.0	15,312	Seongju-gun
218	411	114	15	32.6	27.8	25.0	11.6	3.0	26.8	48.5	24.6	13.3	96.2	457.1	5.8	17,040	Andong-si
60	107	34	1	20.7	22.2	27.8	18.7	10.6	29.4	52.8	17.8	12.5	91.5	416.4	5.0	16,057	Yeongdeok-gun
26	40	3	0	25.5	27.0	27.1	15.3	5.1	31.6	50.1	18.3	12.1	95.2	445.4	5.4	16,293	Yeongyang-gun
276	450	101	15	30.3	27.3	25.1	13.1	4.2	32.6	48.4	18.9	12.5	94.1	432.0	5.7	17,007	Yeongju-si
273	548	88	30	26.1	26.9	25.5	14.7	6.6	25.4	50.9	23.5	12.9	93.1	436.0	5.4	15,971	Yeongcheon-si
223	404	102	13	26.5	25.6	26.8	16.0	5.0	30.6	48.3	21.0	12.9	93.1	424.2	5.5	16,406	Yecheon-gun
0	0	0	0	37.9	34.5	24.1	3.4	0.0	13.8	51.7	34.5	16.8	93.2	425.9	6.4	-	Ulleung-gun
78	123	28	1	21.4	25.2	28.7	17.1	7.6	33.4	49.1	17.5	12.1	93.3	431.2	5.1	15,217	Ulsan-gun
306	466	102	13	29.5	25.2	24.2	15.1	5.9	34.2	47.1	18.6	12.1	93.7	437.3	5.5	15,824	Uiseong-gun
249	466	99	25	17.5	25.1	28.9	19.2	9.0	26.8	52.6	20.2	12.4	90.7	421.0	4.9	15,130	Cheongdo-gun

Note) 1. Aggregation is based on farm address of animal products traceability.

2. According to reorganized administrative district at July 1, 2023, Gunwi-gun Changed from Gunwi-gun, Gyeongsangbuk-do to Gunwi-gun, Daegu Metropolitan City

시·도(시·군·구)별 등급판정 결과

(단위 : 두, 농장수)

지역	판 정 두 수				출하 농장수 farm	등 급 판 정 결 과												Grade		
	계	암	수	거세		1**A	1**B	1**C	1*A	1*B	1*C	1A	1B	1C	2A	2B	2C			
청송군	1,145	514	12	619	92	52	93	44	87	152	86	114	162	89	77	95	40			
칠곡군	4,259	1,834	22	2,403	215	276	524	240	279	535	240	352	553	242	232	365	133			
포항시 남구	1,835	1,187	9	639	145	168	210	85	126	180	97	139	238	84	128	161	50			
포항시 북구	5,319	3,479	62	1,778	448	340	589	268	317	634	306	411	709	332	363	529	137			
경남 전체	81,594	40,550	365	40,679	6,113	6,383	9,265	4,295	5,011	9,328	4,266	5,570	9,806	4,130	4,890	7,223	2,154			
거제시	359	208	0	151	56	15	44	12	10	31	16	24	40	27	41	58	8			
거창군	8,470	5,476	23	2,971	615	684	866	386	435	719	309	464	725	296	427	651	187			
고성군	3,237	1,951	41	1,245	378	160	260	92	154	333	154	212	453	169	231	428	136			
김해시	10,778	4,938	33	5,807	576	1,097	1,443	692	696	1,245	536	690	1,168	482	610	962	218			
남해군	3,682	1,955	1	1,726	348	295	412	188	225	410	202	270	425	201	261	337	107			
밀양시	8,506	3,590	18	4,898	550	686	1,062	556	575	995	473	585	966	439	519	698	228			
사천시	3,592	2,063	19	1,510	252	219	365	176	191	456	231	239	527	210	196	371	133			
산청군	2,104	1,394	15	695	239	117	154	84	117	227	129	137	304	120	111	221	80			
양산시	404	324	0	80	74	45	44	14	17	37	15	28	56	16	23	36	10			
의령군	4,539	1,598	18	2,923	273	285	582	262	240	578	303	281	555	271	254	356	121			
진주시	3,874	1,712	28	2,134	285	357	478	191	260	416	177	320	411	168	294	330	89			
창녕군	10,775	3,856	71	6,848	508	723	1,264	631	669	1,447	699	758	1,552	715	546	807	270			
창원시 마산합포구	815	537	4	274	123	22	38	14	48	72	22	63	117	28	92	106	22			
창원시 마산회원구	43	16	1	26	4	10	10	2	0	7	2	2	0	0	3	2	1			
창원시 성산구	1	0	1	0	1	0	0	0	0	0	0	0	0	0	0	0	0			
창원시 의창구	1,447	692	7	748	117	97	145	61	101	163	86	120	193	70	114	116	22			
창원시 진해구	12	8	1	3	5	0	1	0	0	0	0	0	1	1	2	5	0			
통영시	372	249	3	120	37	21	32	12	23	44	13	36	49	30	19	46	16			
하동군	4,655	2,449	15	2,191	353	419	464	197	347	595	236	347	599	243	283	451	137			
함안군	2,578	1,717	11	850	261	178	235	75	175	263	112	167	313	110	197	265	58			
함양군	2,850	1,514	20	1,316	294	268	338	119	223	341	123	226	325	99	193	266	76			
합천군	8,501	4,303	35	4,163	764	685	1,028	531	505	949	428	601	1,027	435	474	711	235			
제주 전체	8,057	3,044	26	4,987	452	635	1,567	515	456	1,153	383	347	875	341	296	632	198			
서귀포시	3,767	1,261	3	2,503	170	284	742	302	199	506	213	139	380	190	137	262	105			
제주시	4,290	1,783	23	2,484	282	351	825	213	257	647	170	208	495	151	159	370	93			

주) 1. 축산물 이력제 농장 주소 기준 집계

2. 2023년 7월 군위군 행정구역 개편에 따라 대구광역시 관할구역으로 변경(경상북도 군위군 → 대구광역시 군위군)

(unit : head, farm)

				육질등급 출현율 (Percentage by quality grade)					육량등급 출현율 (Percentage by yield grade)			평 균					region
3A	3B	3C	D	1 ⁺⁺	1 ⁺	1	2	3	A	B	C	등지방 두께	등심 단면적	도체 중량	근내 지방도	경락가격	
21	24	9	0	16.5	28.4	31.9	18.5	4.7	30.7	45.9	23.4	13.0	94.0	431.8	5.0	15,561	Cheongsong-gun
82	158	42	6	24.4	24.7	26.9	17.1	6.6	28.7	50.1	21.1	12.7	94.1	435.4	5.3	15,773	Chilgok-gun
61	86	21	1	25.2	22.0	25.1	18.5	9.2	33.9	47.7	18.4	12.9	91.6	401.0	5.2	16,513	Nam-gu, Pohang-si
135	201	46	2	22.5	23.6	27.3	19.3	7.2	29.4	50.0	20.5	12.9	91.1	404.8	5.1	16,300	Buk-gu, Pohang-si
2,136	5,534	1,209	394	24.4	22.8	23.9	17.5	10.9	29.4	50.4	19.7	12.6	93.1	421.3	5.1	15,996	Gyeongsangnam-do
8	19	5	1	19.8	15.9	25.3	29.8	8.9	27.3	53.5	18.9	12.6	87.4	389.7	4.7	13,962	Geoje-si
280	1,562	336	143	22.9	17.3	17.5	14.9	25.7	27.0	53.4	17.9	11.4	86.9	382.6	4.6	15,608	Geochang-gun
109	256	65	25	15.8	19.8	25.8	24.6	13.3	26.8	53.4	19.0	12.5	89.1	402.0	4.6	14,536	Goseong-gun
233	577	104	25	30.0	23.0	21.7	16.6	8.5	30.9	50.1	18.9	12.6	95.4	431.6	5.4	16,462	Gimhae-si
114	194	37	4	24.3	22.7	24.3	19.1	9.4	31.6	48.3	20.0	12.9	93.1	417.5	5.2	15,973	Namhae-gun
187	403	94	40	27.1	24.0	23.4	17.0	8.0	30.0	48.5	21.0	13.1	95.4	433.6	5.4	16,459	Miryang-si
76	160	29	13	21.2	24.4	27.2	19.5	7.4	25.6	52.3	21.7	13.2	93.1	423.5	5.1	16,075	Sacheon-si
67	160	63	13	16.9	22.5	26.7	19.6	13.8	26.1	50.7	22.6	13.1	92.7	416.3	4.8	14,748	Sancheong-gun
19	38	3	3	25.5	17.1	24.8	17.1	14.9	32.7	52.2	14.4	12.3	90.3	384.0	5.1	15,164	Yangsang-si
105	268	67	11	24.9	24.7	24.4	16.1	9.7	25.7	51.5	22.6	13.0	94.4	441.6	5.2	16,265	Uiryeong-gun
120	219	31	13	26.5	22.0	23.2	18.4	9.6	34.9	47.9	16.9	12.4	94.2	420.8	5.2	16,465	Jinju-si
197	397	84	16	24.3	26.1	28.1	15.1	6.3	26.8	50.7	22.3	12.9	94.1	436.7	5.3	15,987	Changnyeong-gun
43	106	18	4	9.1	17.4	25.5	27.0	20.5	32.9	53.9	12.8	11.1	85.3	380.3	4.0	13,743	Masanhappo-gu, Changwon-si
3	1	0	0	51.2	20.9	4.7	14.0	9.3	41.9	46.5	11.6	10.7	96.2	449.1	6.4	14,070	MasanHoewon-gu, Changwon-si
1	0	0	0	0.0	0.0	0.0	0.0	100.0	100.0	0.0	0.0	1.0	79.0	340.0	1.0	8,500	Seongsan-gu, Changwon-si
51	91	15	2	20.9	24.2	26.5	17.4	10.9	33.4	48.9	17.6	12.1	92.8	420.1	5.0	15,678	Uichang-gu, Changwon-si
1	1	0	0	8.3	0.0	16.7	58.3	16.7	25.0	66.7	8.3	10.9	77.3	371.9	2.9	12,018	Jinhae-gu, Changwon-si
8	17	4	2	17.5	21.5	30.9	21.8	7.8	28.8	50.5	20.2	12.8	90.5	400.7	4.9	15,926	Tongyeong-gun
82	169	56	30	23.2	25.3	25.5	18.7	6.6	31.8	48.9	18.7	12.8	93.8	421.4	5.2	16,051	Hadong-gun
98	258	56	18	18.9	21.3	22.9	20.2	16.0	31.6	51.7	15.9	12.2	90.6	397.8	4.7	14,884	Haman-gun
73	143	37	0	25.4	24.1	22.8	18.8	8.9	34.5	49.6	15.9	12.2	95.5	429.3	5.3	15,867	Hamyang-gun
261	495	105	31	26.4	22.1	24.3	16.7	10.1	29.7	49.5	20.4	12.7	94.4	425.7	5.3	16,396	Hapcheon-gun
130	398	100	31	33.7	24.7	19.4	14.0	7.8	23.1	57.4	19.1	12.5	91.6	425.2	5.8	14,681	Jeju-do
57	197	42	12	35.3	24.4	18.8	13.4	7.9	21.7	55.4	22.6	12.9	91.5	429.4	5.8	15,213	Seogwipo-si
73	201	58	19	32.4	25.0	19.9	14.5	7.7	24.4	59.2	16.0	12.1	91.7	421.5	5.8	14,087	Jeju-si

Note) 1. Aggregation is based on farm address of animal products traceability

2. According to reorganized administrative district at July 1, 2023, Gunwi-gun Changed from Gunwi-gun, Gyeongsangbuk-do to Gunwi-gun, Daegu Metropolitan City

시·도(시·군·구)별 등급판정 결과

3) 한우 거세

(단위 : 두, 농장수)

지역	판 정 수	축하 농장수 farm	등 급 판 정 결 과														Grade	
			1**A	1**B	1**C	1*A	1*B	1*C	1A	1B	1C	2A	2B	2C	3A	3B		
전체	498,124	30,610	64,746	93,087	36,729	43,292	74,587	30,632	34,501	54,654	20,728	16,345	19,132	5,335	1,314	2,486		
서울 전체	8	1	0	0	0	1	2	0	0	0	0	5	0	0	0	0		
서초구	8	1	0	0	0	1	2	0	0	0	0	5	0	0	0	0		
부산 전체	50	16	8	3	1	6	6	5	6	6	1	2	4	1	1	0		
강서구	28	8	3	1	0	3	5	5	2	3	1	1	4	0	0	0		
기장군	22	8	5	2	1	3	1	0	4	3	0	1	0	1	1	0		
대구 전체	3,445	329	258	549	249	267	532	254	274	477	206	115	177	57	10	17		
군위군	1,390	147	112	276	95	114	210	89	104	177	78	43	63	18	6	5		
달성군	1,084	103	69	118	64	87	178	91	95	164	84	37	66	18	3	7		
동구	487	51	36	89	52	27	65	30	40	70	21	19	23	11	0	4		
북구	467	25	40	64	38	36	79	44	34	63	23	16	19	10	1	0		
수성구	17	3	1	2	0	3	0	0	1	3	0	0	6	0	0	1		
인천 전체	5,403	285	939	1,260	391	589	823	241	329	434	106	132	109	11	5	27		
강화군	5,297	263	929	1,246	383	576	812	237	324	418	100	126	103	9	5	22		
계양구	43	9	4	6	6	5	4	0	3	7	1	4	2	0	0	1		
남동구	28	5	0	3	1	2	5	2	2	5	3	2	1	2	0	0		
옹진군	32	7	6	5	1	6	2	2	0	4	2	0	3	0	0	1		
종구	3	1	0	0	0	0	0	0	0	0	0	0	0	0	0	3		
광주 전체	527	51	96	71	27	50	67	33	45	48	24	29	26	6	3	2		
광산구	400	35	80	58	16	41	49	26	31	34	16	21	19	5	2	2		
북구	127	16	16	13	11	9	18	7	14	14	8	8	7	1	1	0		
대전 전체	471	52	83	87	44	56	62	26	24	43	21	10	10	4	1	0		
서구	237	24	44	54	26	25	29	16	7	16	8	4	6	1	1	0		
유성구	195	21	34	30	17	27	24	10	11	20	11	5	3	3	0	0		
종구	39	7	5	3	1	4	9	0	6	7	2	1	1	0	0	0		
울산 전체	3,777	388	472	715	304	300	529	222	294	385	137	170	137	41	17	36		
남구	1	1	0	0	0	0	0	0	0	0	1	0	0	0	0	0		
북구	461	43	73	113	25	42	61	26	32	36	11	18	19	5	0	0		
울주군	3,314	343	399	602	279	258	467	196	262	349	125	152	118	36	17	36		
종구	1	1	0	0	0	0	1	0	0	0	0	0	0	0	0	0		
세종 전체	3,029	226	447	482	171	314	416	157	247	367	114	103	140	33	15	19		
전체	3,029	226	447	482	171	314	416	157	247	367	114	103	140	33	15	19		

주) 1. 축산물 이력제 농장 주소 기준 집계
 2. 2023년 7월 군위군 행정구역 개편에 따라 대구광역시 관할구역으로 변경(경상북도 군위군 → 대구광역시 군위군)

Number of graded beef carcass on city, district, country

Hanwoo(Korean native cattle) Castrated

(unit : head, farm)

		육질등급 출현율 (Percentage by quality grade)					육량등급 출현율 (Percentage by yield grade)			평 균						region
3C	D	1 ⁺⁺	1 ⁺	1	2	3	A	B	C	등지방 두께	등심 단면적	도체 중량	근내 지방도	경락가격	개월령	
266	290	39.1	29.8	22.1	8.2	0.8	32.2	49.0	18.8	12.3	97.6	470.6	6.2	17,963	31.6	Total
0	0	0.0	37.5	0.0	62.5	0.0	75.0	25.0	0.0	8.4	90.1	380.0	4.0	14,934	31.0	Seoul
0	0	0.0	37.5	0.0	62.5	0.0	75.0	25.0	0.0	8.4	90.1	380.0	4.0	14,934	31.0	Seocho-gu
0	0	24.0	34.0	26.0	14.0	2.0	46.0	38.0	16.0	11.6	98.4	487.5	5.4	17,165	32.2	Busan
0	0	14.3	46.4	21.4	17.9	0.0	32.1	46.4	21.4	12.8	98.3	503.0	5.2	16,436	31.1	Gangseo-gu
0	0	36.4	18.2	31.8	9.1	4.5	63.6	27.3	9.1	10.1	98.5	467.8	5.6	17,824	33.5	Gijang-gun
1	2	30.7	30.6	27.8	10.1	0.8	26.8	50.9	22.3	12.4	96.8	477.2	5.8	17,377	31.5	Daegu
0	0	34.7	29.7	25.8	8.9	0.8	27.3	52.6	20.1	12.3	97.9	479.2	5.9	17,871	30.6	Gunwi-gun
1	2	23.2	32.8	31.6	11.2	1.0	26.8	49.2	23.8	12.5	94.4	459.8	5.5	16,826	32.2	Dalseong-gun
0	0	36.3	25.1	26.9	10.9	0.8	25.1	51.5	23.4	12.1	97.4	491.5	5.9	16,810	31.8	Dong-gu
0	0	30.4	34.0	25.7	9.6	0.2	27.2	48.2	24.6	12.9	98.6	497.1	5.9	17,381	32.1	Buk-gu
0	0	17.6	17.6	23.5	35.3	5.9	29.4	70.6	0.0	11.4	95.2	469.8	4.5	-	32.7	Suseong-gu
5	2	47.9	30.6	16.1	4.7	0.7	36.9	49.1	14.0	11.8	99.4	461.1	6.6	18,765	30.7	Incheon
5	2	48.3	30.7	15.9	4.5	0.6	37.0	49.1	13.9	11.9	99.6	461.8	6.6	18,796	30.6	Ganghwa-gun
0	0	37.2	20.9	25.6	14.0	2.3	37.2	46.5	16.3	10.7	90.3	434.7	5.8	16,305	33.2	Gyeyang-gu
0	0	14.3	32.1	35.7	17.9	0.0	21.4	50.0	28.6	12.0	84.1	452.0	4.9	16,857	32.9	Namdong-gu
0	0	37.5	31.3	18.8	9.4	3.1	37.5	46.9	15.6	11.4	92.2	408.4	5.9	17,925	30.0	Ongjin-gun
0	0	0.0	0.0	0.0	0.0	100.0	0.0	100.0	0.0	3.3	68.0	273.7	1.0	9,257	30.3	Jung-gu
0	0	36.8	28.5	22.2	11.6	0.9	42.3	40.6	17.1	12.0	97.2	455.5	6.0	18,093	31.2	Gwangju
0	0	38.5	29.0	20.3	11.3	1.0	43.8	40.5	15.8	11.9	97.8	458.7	6.1	18,170	31.4	Gwangsan-gu
0	0	31.5	26.8	28.3	12.6	0.8	37.8	40.9	21.3	12.4	95.2	445.4	5.8	17,822	30.6	Buk-gu
0	0	45.4	30.6	18.7	5.1	0.2	36.9	42.9	20.2	12.5	100.2	462.5	6.5	18,299	31.6	Daejeon
0	0	52.3	29.5	13.1	4.6	0.4	34.2	44.3	21.5	12.7	100.5	464.9	6.8	18,567	31.3	Seo-gu
0	0	41.5	31.3	21.5	5.6	0.0	39.5	39.5	21.0	12.8	101.2	464.8	6.4	18,158	32.1	Yuseong-gu
0	0	23.1	33.3	38.5	5.1	0.0	41.0	51.3	7.7	10.0	93.7	436.2	5.6	17,332	30.8	Jung-gu
10	8	39.5	27.8	21.6	9.2	1.7	33.2	47.7	18.9	12.2	96.9	466.0	6.1	17,500	32.0	Ulsan
0	0	0.0	0.0	100.0	0.0	0.0	0.0	0.0	100.0	21.0	105.0	455.0	5.0	-	30.0	Nam-gu
0	0	45.8	28.0	17.1	9.1	0.0	35.8	49.7	14.5	11.9	96.9	464.8	6.4	17,814	32.6	Buk-gu
10	8	38.6	27.8	22.2	9.2	1.9	32.8	47.4	19.5	12.3	96.9	466.1	6.1	17,453	31.9	Ulju-gun
0	0	0.0	100.0	0.0	0.0	0.0	0.0	100.0	0.0	15.0	112.0	518.0	6.0	18,991	34.0	Jung-gu
0	4	36.3	29.3	24.0	9.1	1.1	37.2	47.0	15.7	11.9	98.5	469.7	6.0	17,658	31.9	Sejong-si
0	4	36.3	29.3	24.0	9.1	1.1	37.2	47.0	15.7	11.9	98.5	469.7	6.0	17,658	31.9	Total

Note) 1. Aggregation is based on farm address of animal products traceability

2. According to reorganized administrative district at July 1, 2023, Gunwi-gun Changed from Gunwi-gun, Gyeongsangbuk-do to Gunwi-gun, Daegu Metropolitan City

시·도(시·군·구)별 등급판정 결과

(단위 : 두, 농장수)

지역	판 정 수	출하 농장수 farm	등 급 판 정 결 과														Grade	
			1**A	1**B	1**C	1*A	1*B	1*C	1A	1B	1C	2A	2B	2C	3A	3B		
경기 전체	50,093	2,941	6,271	9,297	2,686	4,803	8,029	2,625	3,991	5,928	1,731	1,919	1,892	427	155	250		
가평군	1,510	164	96	267	122	130	264	142	105	190	70	46	60	14	1	2		
고양시 덕양구	284	17	21	53	29	23	49	35	24	31	9	4	5	0	0	1		
고양시 일산동구	650	53	65	88	32	79	121	40	64	68	17	39	32	3	2	0		
고양시 일산서구	146	12	14	18	5	16	25	8	19	21	5	8	5	2	0	0		
과천시	2	1	0	0	0	0	0	0	1	0	0	1	0	0	0	0		
광명시	97	12	12	6	1	13	9	1	13	14	1	10	8	3	3	3		
광주시	616	84	118	85	11	103	65	6	77	46	11	40	30	3	3	10		
구리시	21	2	5	3	0	4	0	1	3	1	0	1	3	0	0	0		
군포시	47	5	5	6	1	1	5	0	9	9	3	6	0	2	0	0		
김포시	2,253	78	378	543	120	245	345	103	153	196	53	54	49	2	1	10		
남양주시	729	74	73	102	32	113	104	36	85	84	18	40	29	3	4	4		
동두천시	80	9	9	19	2	5	8	6	10	12	2	2	2	2	0	1		
수원시 권선구	14	2	1	0	0	1	0	0	6	1	0	4	0	0	0	1		
수원시 장안구	11	4	1	0	0	1	1	0	5	1	0	2	0	0	0	0		
시흥시	158	44	7	25	8	11	23	17	24	19	5	7	10	0	1	1		
안산시 단원구	37	3	3	2	1	4	1	0	10	6	0	3	6	1	0	0		
안산시 상록구	345	32	23	45	4	35	48	22	41	54	12	17	28	11	3	1		
안성시	16,467	598	2,592	3,594	964	1,396	2,529	838	1,027	1,754	591	410	507	157	28	54		
안양시 만안구	2	1	1	0	0	1	0	0	0	0	0	0	0	0	0	0		
양주시	1,283	107	159	198	77	128	199	66	149	137	43	62	45	11	3	4		
양평군	1,998	164	210	367	111	160	387	113	147	260	74	62	77	10	11	8		
여주시	2,914	188	426	496	145	332	425	113	245	310	90	156	120	16	13	19		
연천군	1,287	74	130	218	113	103	196	81	91	170	54	51	58	10	5	4		
오산시	87	7	4	5	0	11	15	2	9	19	2	12	8	0	0	0		
용인시 기흥구	5	1	0	0	0	0	0	0	0	0	0	5	0	0	0	0		
용인시 수지구	33	3	6	1	1	4	8	1	2	5	2	1	2	0	0	0		
용인시 처인구	2,058	163	289	298	73	245	280	70	176	274	63	116	99	18	21	29		
의왕시	28	5	5	5	0	3	0	0	5	2	0	4	3	1	0	0		
의정부시	11	3	1	1	0	0	0	1	0	2	1	1	4	0	0	0		
이천시	3,896	209	415	641	129	356	653	211	287	562	190	155	175	61	23	30		
파주시	2,023	125	201	260	96	227	326	115	227	279	71	126	77	5	7	6		
평택시	2,081	132	166	403	150	181	382	157	118	250	85	60	93	23	2	10		
포천시	1,981	147	153	317	131	188	337	149	181	247	74	78	81	21	7	13		
화성시	6,939	418	682	1,231	328	684	1,224	291	678	904	185	336	276	48	17	39		
강원 전체	37,562	3,029	4,486	7,072	2,072	3,727	6,547	2,034	2,667	4,373	1,259	1,308	1,417	313	63	175		
강릉시	1,360	119	147	285	85	135	233	55	92	162	53	44	54	12	0	2		

주) 1. 축산물 이력제 농장 주소 기준 집계

2. 2023년 7월 군위군 행정구역 개편에 따라 대구광역시 관할구역으로 변경(경상북도 군위군 → 대구광역시 군위군)

(unit : head, farm)

		육질등급 출현율 (Percentage by quality grade)						육량등급 출현율 (Percentage by yield grade)			평 균						region
3C	D	1 ⁺⁺	1 ⁺	1	2	3	A	B	C	등지방 두께	등심 단면적	도체 중량	근내 지방도	경락가 격	개월령		
55	34	36.4	30.9	23.3	8.5	0.9	34.2	50.7	15.0	11.6	95.6	463.8	6.0	17,871	31.5	Gyeonggi-do	
0	1	32.1	35.5	24.2	7.9	0.2	25.0	51.9	23.0	12.7	95.1	462.6	6.0	17,560	30.8	Gapyeong-gun	
0	0	36.3	37.7	22.5	3.2	0.4	25.4	48.9	25.7	12.8	94.7	460.2	6.2	17,245	29.7	Deokyang-gu, Goyang-si	
0	0	28.5	36.9	22.9	11.4	0.3	38.3	47.5	14.2	11.1	93.7	445.6	5.8	17,333	29.0	Ilсан-gu, Goyang-si	
0	0	25.3	33.6	30.8	10.3	0.0	39.0	47.3	13.7	11.0	95.2	463.9	5.7	17,993	29.9	Ilsanseo-gu, Goyang-si	
0	0	0.0	0.0	50.0	50.0	0.0	100.0	0.0	0.0	7.0	74.5	332.5	3.5	12,708	34.5	Gwacheon-si	
0	0	19.6	23.7	28.9	21.6	6.2	52.6	41.2	6.2	10.1	88.5	400.4	4.8	16,215	31.6	Gwangmyeong-si	
4	4	34.7	28.2	21.8	11.9	2.8	55.4	38.3	5.7	9.9	95.7	434.4	5.9	18,343	30.6	Gwangju-si	
0	0	38.1	23.8	19.0	19.0	0.0	61.9	33.3	4.8	10.7	96.4	416.2	5.6	16,820	28.1	Guri-si	
0	0	25.5	12.8	44.7	17.0	0.0	44.7	42.6	12.8	10.6	90.1	441.8	5.1	16,069	32.9	Gunpo-si	
0	1	46.2	30.8	17.8	4.7	0.5	36.9	50.7	12.3	11.7	99.3	463.6	6.5	18,532	30.7	Gimpo-si	
1	1	28.4	34.7	25.7	9.9	1.2	43.2	44.3	12.3	11.0	95.2	454.8	5.7	16,498	31.7	Namyangju-si	
0	0	37.5	23.8	30.0	7.5	1.3	32.5	52.5	15.0	11.4	92.2	445.3	5.9	18,156	29.9	Dongducheon-si	
0	0	7.1	7.1	50.0	28.6	7.1	85.7	14.3	0.0	6.4	75.4	354.4	4.1	16,799	31.9	Gwonseon-gu, Suwon-si	
0	0	9.1	18.2	54.5	18.2	0.0	81.8	18.2	0.0	7.4	93.7	433.1	4.6	16,772	30.8	Jangan-gu, Suwon-si	
0	0	25.3	32.3	30.4	10.8	1.3	31.6	49.4	19.0	11.8	92.7	450.4	5.6	16,947	31.7	Siheung-si	
0	0	16.2	13.5	43.2	27.0	0.0	54.1	40.5	5.4	10.1	92.3	434.8	4.6	15,859	29.9	Danwon-gu, Ansan-si	
1	0	20.9	30.4	31.0	16.2	1.4	34.5	51.0	14.5	11.7	92.7	448.7	5.2	16,831	30.9	Sangnok-gu, Ansan-si	
22	4	43.4	28.9	20.5	6.5	0.6	33.1	51.2	15.6	11.9	97.6	475.8	6.4	18,209	31.9	Anseong-si	
0	0	50.0	50.0	0.0	0.0	0.0	100.0	0.0	0.0	6.0	86.5	329.5	7.5	20,320	36.0	Dongan-gu, Anyang-si	
0	2	33.8	30.6	25.6	9.2	0.5	39.0	45.4	15.4	11.5	95.5	453.6	5.9	18,280	30.7	Yangju-si	
0	1	34.4	33.0	24.1	7.5	1.0	29.5	55.0	15.4	11.8	96.0	472.5	6.0	17,473	31.3	Yangpyeong-gun	
4	4	36.6	29.9	22.1	10.0	1.2	40.2	47.0	12.6	11.1	95.8	462.0	6.0	17,966	31.8	Yeoju-si	
2	1	35.8	29.5	24.5	9.2	0.9	29.5	50.2	20.2	12.1	94.4	458.2	6.0	17,864	32.0	Yeoncheon-gun	
0	0	10.3	32.2	34.5	23.0	0.0	41.4	54.0	4.6	10.3	89.4	440.7	4.8	16,716	30.5	Osan-si	
0	0	0.0	0.0	0.0	100.0	0.0	100.0	0.0	0.0	5.2	80.4	381.2	2.2	13,249	34.0	Giheung-Gu, Yongin-Shi	
0	0	24.2	39.4	27.3	9.1	0.0	39.4	48.5	12.1	10.2	94.8	493.1	5.9	-	32.9	Suji-gu, Yongin-si	
4	3	32.1	28.9	24.9	11.3	2.6	41.2	47.6	11.1	10.9	94.2	453.1	5.7	17,789	31.7	Cheoin-gu, Yongin-si	
0	0	35.7	10.7	25.0	28.6	0.0	60.7	35.7	3.6	8.8	90.4	429.7	5.5	17,446	31.8	Uiwang-si	
0	0	18.2	9.1	27.3	45.5	0.0	18.2	63.6	18.2	13.3	100.6	506.8	4.5	13,842	31.9	Uijeongbu-si	
6	2	30.4	31.3	26.7	10.0	1.5	31.7	52.9	15.3	11.5	93.6	467.1	5.8	17,114	32.9	Icheon-si	
0	0	27.5	33.0	28.5	10.3	0.6	39.0	46.9	14.2	11.2	93.2	443.0	5.7	17,620	30.9	Paju-si	
1	0	34.6	34.6	21.8	8.5	0.6	25.3	54.7	20.0	12.5	95.2	466.7	6.0	17,696	31.9	Pyeongtaek-si	
2	2	30.3	34.0	25.3	9.1	1.1	30.6	50.2	19.0	12.1	93.7	449.2	5.8	17,420	31.1	Pocheon-si	
8	8	32.3	31.7	25.5	9.5	0.9	34.5	52.9	12.4	11.3	93.5	456.2	5.9	17,421	31.0	Hwaseong-si	
30	19	36.3	32.8	22.1	8.1	0.7	32.6	52.1	15.2	11.9	96.5	464.2	6.1	17,477	31.3	Gangwon-do	
1	0	38.0	31.1	22.6	8.1	0.2	30.7	54.1	15.1	12.3	96.7	463.9	6.1	17,785	30.1	Gangneung-si	

Note) 1. Aggregation is based on farm address of animal products traceability

2. According to reorganized administrative district at July 1, 2023, Gunwi-gun Changed from Gunwi-gun, Gyeongsangbuk-do to Gunwi-gun, Daegu Metropolitan City

시·도(시·군·구)별 등급판정 결과

(단위 : 두, 농장수)

지역	판 정 수	출하 농장수 farm	등 급 판 정 결 과													Grade	
			1**A	1**B	1**C	1*A	1*B	1*C	1A	1B	1C	2A	2B	2C	3A	3B	
고성군	2,018	131	138	286	122	189	336	126	196	308	89	93	113	17	1	3	
동해시	68	7	11	9	3	7	9	3	5	12	5	2	1	0	1	0	
삼척시	1,375	121	132	230	64	158	239	76	118	184	61	46	54	9	0	3	
속초시	39	3	1	2	1	6	5	1	6	10	2	2	3	0	0	0	
양구군	1,650	96	139	234	51	165	274	92	155	246	90	92	84	19	2	7	
양양군	754	71	95	167	37	92	124	40	65	82	19	14	14	4	1	0	
영월군	1,854	97	182	408	113	127	330	134	104	238	68	42	69	27	2	8	
원주시	2,392	232	309	461	127	255	374	95	163	264	68	99	121	23	12	16	
인제군	1,052	101	88	160	32	117	168	59	134	150	37	52	44	7	1	2	
정선군	1,143	71	84	240	111	102	220	77	64	122	45	36	31	8	0	3	
철원군	1,979	152	145	290	128	180	300	149	178	264	111	86	98	30	10	7	
춘천시	3,524	271	542	710	198	383	528	147	273	348	91	145	111	20	5	16	
태백시	378	27	28	58	17	24	77	20	26	52	19	28	18	7	1	1	
평창군	2,184	85	189	483	191	158	381	190	91	223	101	52	59	18	4	42	
홍천군	5,481	536	1,077	1,263	387	469	799	249	255	480	146	128	144	47	8	23	
화천군	1,498	105	131	213	77	157	282	112	111	210	56	65	69	10	1	3	
횡성군	8,813	804	1,048	1,573	328	1,003	1,868	409	631	1,018	198	282	330	55	14	39	
충북 전체	28,878	2,116	4,427	5,548	1,811	3,048	4,194	1,451	2,178	2,864	908	1,051	961	218	77	116	
괴산군	2,469	167	349	448	142	264	398	121	166	287	79	79	98	17	10	9	
단양군	174	31	18	30	13	20	19	8	18	19	8	7	11	2	0	0	
보은군	4,150	257	698	830	294	392	604	213	314	368	119	136	132	29	7	12	
영동군	568	61	94	115	41	67	72	19	43	51	10	26	18	4	5	3	
옥천군	1,855	227	341	372	134	200	245	86	139	154	41	67	58	7	2	9	
음성군	3,797	238	566	723	246	405	527	219	286	365	135	130	126	39	9	16	
제천시	1,654	168	196	258	84	190	244	68	176	186	44	111	66	15	9	5	
증평군	438	49	57	74	16	63	62	16	29	53	21	22	19	3	1	0	
진천군	2,002	110	334	458	156	193	288	115	136	177	52	45	33	8	1	4	
청주시 상당구	2,122	146	298	366	120	231	322	91	171	230	82	100	76	11	14	8	
청주시 서원구	656	49	99	83	21	80	102	22	65	87	20	41	23	5	1	7	
청주시 청원구	4,749	272	623	931	295	445	733	275	376	497	186	141	162	48	8	23	
청주시 흥덕구	1,355	115	175	229	72	152	176	68	104	156	46	71	70	16	7	12	
충주시	2,889	226	579	631	177	346	402	130	155	234	65	75	69	14	3	8	
충남 전체	50,878	3,405	6,596	8,829	2,974	4,695	7,590	2,768	4,013	5,864	1,978	2,126	2,309	546	176	347	
계룡시	8	1	0	0	0	1	0	0	1	2	0	2	2	0	0	0	
공주시	4,075	356	509	620	223	374	585	224	379	474	162	189	222	50	21	34	
금산군	1,101	73	222	215	66	116	135	41	78	103	22	33	35	16	8	11	
논산시	3,857	229	512	731	234	317	603	230	290	385	140	142	181	42	20	29	
당진시	4,709	314	570	783	276	420	669	284	362	566	195	225	231	45	23	48	

주) 1. 축산물 이력제 농장 주소 기준 집계
 2. 2023년 7월 군위군 행정구역 개편에 따라 대구광역시 관할구역으로 변경(경상북도 군위군 → 대구광역시 군위군)

(unit : head, farm)

		육질등급 출현율 (Percentage by quality grade)						육량등급 출현율 (Percentage by yield grade)			평 균						region
3C	D	1 ⁺⁺	1 ⁺	1	2	3	A	B	C	등지방 두께	등심 단면적	도체 중량	근내 지방도	경락가 격	개월령		
0	1	27.1	32.3	29.4	11.1	0.2	30.6	51.8	17.5	12.1	93.5	448.2	5.7	16,958	32.0	Goseong-gun	
0	0	33.8	27.9	32.4	4.4	1.5	38.2	45.6	16.2	12.1	97.1	465.3	5.9	18,025	30.7	Donghae-si	
1	0	31.0	34.4	26.4	7.9	0.3	33.0	51.6	15.3	12.0	98.4	475.0	5.9	17,627	30.9	Samcheok-si	
0	0	10.3	30.8	46.2	12.8	0.0	38.5	51.3	10.3	10.4	93.0	454.7	5.1	17,778	30.0	Sokcho-si	
0	0	25.7	32.2	29.8	11.8	0.5	33.5	51.2	15.3	11.6	94.5	459.6	5.6	16,852	31.1	Yanggu-gun	
0	0	39.7	34.0	22.0	4.2	0.1	35.4	51.3	13.3	11.8	98.4	466.7	6.3	18,045	30.8	Yangyang-gun	
0	2	37.9	31.9	22.1	7.4	0.5	24.6	56.8	18.4	12.5	96.4	476.4	6.2	17,306	31.6	Yeongwol-gun	
3	2	37.5	30.3	20.7	10.2	1.3	35.0	51.7	13.2	11.6	95.8	462.7	6.1	18,405	31.4	Wonju-si	
1	0	26.6	32.7	30.5	9.8	0.4	37.3	49.8	12.9	11.6	95.8	453.7	5.7	17,130	30.5	Inje-gun	
0	0	38.1	34.9	20.2	6.6	0.3	25.0	53.9	21.1	12.5	94.7	465.9	6.2	17,770	31.7	Jeongseon-gun	
2	1	28.4	31.8	27.9	10.8	1.0	30.3	48.5	21.2	12.4	94.3	454.6	5.7	17,287	31.4	Cheorwon-gun	
5	2	41.1	30.0	20.2	7.8	0.7	38.3	48.6	13.1	11.8	98.5	466.3	6.3	17,790	31.5	Chuncheon-si	
1	1	27.2	32.0	25.7	14.0	0.8	28.3	54.5	16.9	11.5	92.6	456.3	5.6	16,382	31.1	Taebaek-si	
1	1	39.5	33.4	19.0	5.9	2.2	22.6	54.4	22.9	12.5	93.6	459.5	6.2	17,379	31.1	Pyeongchang-gun	
5	1	49.8	27.7	16.1	5.8	0.7	35.3	49.4	15.2	12.3	101.5	477.3	6.6	17,914	31.6	Hongcheon-gun	
0	1	28.1	36.8	25.2	9.6	0.3	31.0	51.9	17.0	12.4	97.0	462.1	5.8	17,318	30.8	Hwacheon-gun	
10	7	33.5	37.2	21.0	7.6	0.7	33.8	54.8	11.3	11.3	94.9	460.8	6.0	17,240	31.3	Hoengseong-gun	
7	19	40.8	30.1	20.6	7.7	0.7	37.3	47.4	15.2	11.9	98.2	466.3	6.3	18,154	31.3	Chungcheongbuk-do	
0	2	38.0	31.7	21.5	7.9	0.8	35.2	50.2	14.5	11.9	99.2	472.3	6.2	18,289	31.0	Goesan-gun	
0	1	35.1	27.0	25.9	11.5	0.0	36.2	45.4	17.8	12.0	94.4	454.9	5.9	17,452	32.7	Danyang-gun	
1	1	43.9	29.1	19.3	7.2	0.5	37.3	46.9	15.8	11.8	97.9	467.9	6.4	18,318	32.2	Boeun-gun	
0	0	44.0	27.8	18.3	8.5	1.4	41.4	45.6	13.0	11.6	98.4	464.1	6.3	18,005	31.0	Yeongdong-gun	
0	0	45.7	28.6	18.0	7.1	0.6	40.4	45.2	14.4	11.8	99.0	464.5	6.5	18,214	31.8	Okcheon-gun	
2	3	40.4	30.3	20.7	7.8	0.7	36.8	46.3	16.9	12.2	97.6	461.0	6.2	18,112	31.0	Eumseong-gun	
1	1	32.5	30.4	24.5	11.6	0.9	41.2	45.9	12.8	11.3	96.5	454.5	5.9	17,623	31.1	Jecheon-si	
0	2	33.6	32.2	23.5	10.0	0.2	39.3	47.5	12.8	11.7	98.2	459.8	6.0	17,779	29.9	Jeungpyeong-gun	
0	2	47.4	29.8	18.2	4.3	0.2	35.4	48.0	16.5	12.2	100.6	481.9	6.6	18,799	31.4	Jincheon-gun	
2	0	36.9	30.3	22.8	8.8	1.1	38.4	47.2	14.4	11.6	97.8	467.1	6.1	17,711	30.9	Sangdang-gu, Cheongju-si	
0	0	30.9	31.1	26.2	10.5	1.2	43.6	46.0	10.4	11.0	97.1	451.8	5.8	17,418	30.7	Seowon-gu, Cheongju-si	
1	5	38.9	30.6	22.3	7.4	0.7	33.5	49.4	17.0	12.1	97.8	470.1	6.2	17,990	31.5	Cheongwon-gu, Cheongju-si	
0	1	35.1	29.2	22.6	11.6	1.4	37.6	47.5	14.9	11.7	96.8	461.2	5.9	17,683	31.3	Heungdeok-gu, Cheongju-si	
0	1	48.0	30.4	15.7	5.5	0.4	40.1	46.5	13.4	11.8	99.5	463.8	6.6	18,823	30.5	Chungju-si	
25	42	36.2	29.6	23.3	9.8	1.1	34.6	49.0	16.3	11.9	96.5	462.7	6.0	17,858	31.4	Chungcheongnam-do	
0	0	0.0	12.5	37.5	50.0	0.0	50.0	50.0	0.0	8.9	87.9	406.5	3.6	15,636	30.5	Gyeryong-si	
2	7	33.2	29.0	24.9	11.3	1.4	36.1	47.5	16.2	11.8	97.1	463.7	5.8	17,593	31.4	Gongju-si	
0	0	45.7	26.5	18.4	7.6	1.7	41.5	45.3	13.2	11.7	100.8	465.1	6.4	18,184	31.8	Geumsan-gun	
0	1	38.3	29.8	21.1	9.5	1.3	33.2	50.0	16.7	12.0	96.4	465.8	6.1	17,972	32.9	Nonsan-si	
6	6	34.6	29.2	23.8	10.6	1.6	34.0	48.8	17.1	12.0	95.0	451.7	5.9	17,576	32.0	Dangjin-gun	

Note) 1. Aggregation is based on farm address of animal products traceability

2. According to reorganized administrative district at July 1, 2023, Gunwi-gun Changed from Gunwi-gun, Gyeongsangbuk-do to Gunwi-gun, Daegu Metropolitan City

시·도(시·군·구)별 등급판정 결과

(단위 : 두, 농장수)

지역	판 두 수	출하 농장수 farm	등 급 판 정 결 과													Grade	
			1**A	1**B	1**C	1*A	1*B	1*C	1A	1B	1C	2A	2B	2C	3A	3B	
보령시	3,184	196	445	606	171	303	462	148	245	359	118	122	151	33	4	16	
부여군	4,212	268	747	645	207	433	536	149	386	473	155	190	190	47	17	29	
서산시	4,067	303	380	484	127	459	621	179	480	592	137	285	234	48	23	14	
서천군	1,494	156	285	242	80	175	182	53	154	124	42	62	54	15	13	13	
아산시	1,643	173	192	258	82	169	261	84	140	187	60	103	71	20	6	8	
예산군	6,284	328	811	1,173	429	504	985	393	410	715	262	220	268	56	12	34	
천안시 동남구	1,505	120	208	307	90	152	213	98	114	133	54	61	51	12	2	7	
천안시 서북구	2,000	64	241	517	214	132	281	127	78	189	82	49	46	23	3	16	
청양군	4,104	246	361	686	255	356	697	275	294	551	193	122	223	48	11	26	
태안군	745	91	54	70	18	84	107	23	101	108	28	79	53	8	3	7	
홍성군	7,890	487	1,059	1,492	502	700	1,253	460	501	903	328	242	297	83	10	55	
전북 전체	64,623	3,546	9,438	12,126	4,799	5,768	9,111	3,724	4,679	6,656	2,437	2,178	2,541	663	181	256	
고창군	6,931	217	762	1,101	540	620	1,079	513	549	789	334	232	294	73	17	23	
군산시	2,251	121	417	433	171	243	239	82	160	211	58	116	76	15	10	16	
김제시	6,277	435	825	1,091	480	536	826	304	489	730	259	237	308	81	32	65	
남원시	4,593	311	600	696	259	375	717	278	357	565	241	174	237	71	8	11	
무주군	820	56	170	225	56	72	91	27	53	64	11	24	17	2	3	5	
부안군	4,749	212	796	911	292	459	709	268	334	461	178	122	155	46	6	10	
순창군	4,690	208	608	1,020	435	367	708	283	255	456	194	114	173	56	7	13	
완주군	6,795	431	720	1,126	509	532	1,046	448	443	843	312	255	380	106	20	37	
익산시	6,384	356	1,064	1,100	305	702	862	272	584	694	183	267	248	47	24	25	
임실군	2,325	143	251	419	161	241	349	179	203	245	94	84	76	13	6	4	
장수군	6,081	327	919	1,146	398	598	899	391	448	595	188	209	212	40	13	19	
전주시 덕진구	142	10	16	30	8	13	17	7	14	14	6	9	6	2	0	0	
정읍시	11,720	611	2,121	2,671	1,138	911	1,476	636	713	919	352	293	331	104	28	22	
진안군	865	108	169	157	47	99	93	36	77	70	27	42	28	7	7	6	
전남 전체	71,035	4,187	10,200	14,518	6,184	5,772	10,531	4,628	4,083	6,691	2,732	1,974	2,386	793	138	360	
강진군	3,716	316	441	680	302	316	575	243	244	390	151	146	154	42	11	16	
고흥군	4,937	264	964	1,157	502	460	605	236	254	341	131	122	108	36	3	16	
곡성군	1,887	123	355	435	162	153	244	88	108	151	51	62	51	18	2	7	
광양시	460	41	88	69	37	55	53	20	36	38	18	21	15	5	1	3	
구례군	417	33	50	61	26	38	63	30	28	47	22	17	26	7	2	0	
나주시	7,833	330	857	1,499	594	622	1,241	562	504	861	368	219	303	99	24	71	
담양군	4,785	259	695	931	441	430	680	296	315	449	166	156	155	31	11	27	
목포시	34	2	3	10	3	3	3	3	3	4	0	1	0	1	0	0	
무안군	4,444	252	529	794	306	330	759	332	248	480	214	121	234	73	5	19	
보성군	1,874	155	355	370	106	201	278	88	126	153	63	46	53	20	4	11	
순천시	1,871	146	345	387	194	130	246	106	90	169	53	68	49	21	6	7	

주) 1. 축산물 이력제 농장 주소 기준 집계
 2. 2023년 7월 군위군 행정구역 개편에 따라 대구광역시 관할구역으로 변경(경상북도 군위군 → 대구광역시 군위군)

(unit : head, farm)

		육질등급 출현율 (Percentage by quality grade)						육량등급 출현율 (Percentage by yield grade)			평 균						region
3C	D	1**	1*	1	2	3	A	B	C	등지방 두께	등심 단면적	도체 중량	근내 지방도	경락가격	개월령		
0	1	38.4	28.7	22.7	9.6	0.6	35.1	50.1	14.8	11.8	97.5	469.8	6.1	17,957	31.2	Boryeong-si	
2	6	38.0	26.5	24.1	10.1	1.1	42.1	44.5	13.3	11.5	98.3	459.0	6.1	18,295	31.1	Buyeo-gun	
3	1	24.4	31.0	29.7	13.9	1.0	40.0	47.8	12.1	10.8	93.6	450.5	5.5	17,300	30.2	Seosan-si	
0	0	40.6	27.4	21.4	8.8	1.7	46.1	41.2	12.7	11.3	97.8	452.0	6.1	18,219	31.7	Seocheon-gun	
1	1	32.4	31.3	23.6	11.8	0.9	37.1	47.8	15.0	11.7	97.1	462.3	5.8	17,928	30.8	Asan-si	
5	7	38.4	29.9	22.1	8.7	0.8	31.1	50.5	18.2	12.2	95.7	463.1	6.1	17,889	32.0	Yesan-gun	
1	2	40.2	30.8	20.0	8.2	0.7	35.7	47.2	16.9	12.1	98.4	464.8	6.3	18,209	30.6	Cheonan-si	
1	1	48.6	27.0	17.5	5.9	1.0	25.2	52.5	22.4	13.0	97.9	480.2	6.5	18,655	31.6	Seobuk-gu, Cheonan-si	
4	2	31.7	32.4	25.3	9.6	1.0	27.9	53.2	18.9	12.4	96.6	472.6	5.9	17,312	31.5	Cheongyang-gun	
0	2	19.1	28.7	31.8	18.8	1.3	43.1	46.3	10.3	10.7	94.1	445.2	5.1	16,649	31.4	Tae'an-gun	
0	5	38.7	30.6	22.0	7.9	0.8	31.8	50.7	17.4	12.1	96.8	466.0	6.2	18,100	31.0	Hongseong-gun	
22	44	40.8	28.8	21.3	8.3	0.7	34.4	47.5	18.0	12.2	97.8	467.1	6.2	18,115	31.5	Jeollabuk-do	
3	2	34.7	31.9	24.1	8.6	0.6	31.5	47.4	21.1	12.6	96.1	460.1	6.0	17,370	30.5	Gochang-gun	
0	4	45.4	25.1	19.1	9.2	1.2	42.0	43.3	14.5	11.8	97.7	454.2	6.4	18,221	31.9	Gunsan-si	
5	9	38.2	26.5	23.5	10.0	1.6	33.8	48.1	18.0	12.1	97.0	464.2	6.1	18,023	32.0	Gimje-si	
1	3	33.9	29.8	25.3	10.5	0.4	33.0	48.5	18.5	12.2	96.1	462.9	6.0	17,857	31.4	Namwon-si	
0	0	55.0	23.2	15.6	5.2	1.0	39.3	49.0	11.7	12.0	105.0	486.3	6.9	19,267	32.5	Muju-gun	
0	2	42.1	30.2	20.5	6.8	0.3	36.2	47.3	16.5	12.2	99.2	465.4	6.4	18,470	31.0	Buan-gun	
0	1	44.0	29.0	19.3	7.3	0.4	28.8	50.5	20.6	12.6	96.8	472.5	6.4	17,916	32.1	Sunchang-gun	
6	12	34.7	29.8	23.5	10.9	0.9	29.0	50.5	20.3	12.0	93.7	464.3	5.9	17,371	31.6	Wanju-gun	
3	4	38.7	28.8	22.9	8.8	0.8	41.4	45.9	12.7	11.4	97.8	461.8	6.1	17,940	31.4	Iksan-si	
0	0	35.7	33.1	23.3	7.4	0.4	33.8	47.0	19.2	12.4	97.5	464.5	6.1	17,667	31.4	Imsil-gun	
0	6	40.5	31.0	20.2	7.6	0.5	36.0	47.2	16.7	11.9	98.0	468.6	6.3	18,015	32.1	Jangsu-gun	
0	0	38.0	26.1	23.9	12.0	0.0	36.6	47.2	16.2	12.4	101.3	477.6	6.1	18,595	31.3	Deokjin-gu, Jeonju-si	
4	1	50.6	25.8	16.9	6.2	0.5	34.7	46.2	19.1	12.7	101.3	478.3	6.7	18,908	31.2	Jeongeup-si	
0	0	43.1	26.4	20.1	8.9	1.5	45.5	40.9	13.5	11.3	99.5	464.4	6.3	18,066	31.6	Jinan-gun	
16	29	43.5	29.5	19.0	7.3	0.7	31.2	48.5	20.2	12.8	98.7	471.1	6.4	18,188	31.7	Jeollanam-do	
2	3	38.3	30.5	21.1	9.2	0.8	31.2	48.8	19.9	12.6	97.0	467.4	6.2	17,727	32.3	Gangjin-gun	
2	0	53.1	26.4	14.7	5.4	0.4	36.5	45.1	18.4	12.8	102.0	473.2	6.8	18,823	32.8	Goheung-gun	
0	0	50.5	25.7	16.4	6.9	0.5	36.0	47.1	16.9	12.2	102.0	484.0	6.7	18,791	31.1	Gokseong-gun	
0	1	42.2	27.8	20.0	8.9	0.9	43.7	38.7	17.4	12.2	100.5	462.2	6.3	18,637	32.2	Gwangyang-si	
0	0	32.9	31.4	23.3	12.0	0.5	32.4	47.2	20.4	12.4	94.2	453.7	5.9	17,982	32.2	Gurye-gun	
0	9	37.7	31.0	22.1	7.9	1.2	28.4	50.7	20.7	12.8	97.1	467.2	6.1	17,803	30.9	Naju-si	
1	1	43.2	29.4	19.4	7.1	0.8	33.6	46.9	19.5	12.7	98.0	457.0	6.4	18,176	31.5	Damyang-gun	
0	0	47.1	26.5	20.6	5.9	0.0	29.4	50.0	20.6	12.1	98.5	470.0	6.4	18,444	29.4	Mokpo-si	
0	0	36.7	32.0	21.2	9.6	0.5	27.7	51.4	20.8	12.5	96.7	472.3	6.1	18,091	31.0	Muan-gun	
0	0	44.3	30.3	18.2	6.4	0.8	39.1	46.2	14.8	12.0	100.8	472.2	6.4	18,266	30.9	Boseong-gun	
0	0	49.5	25.8	16.7	7.4	0.7	34.2	45.9	20.0	13.0	100.5	473.0	6.6	18,571	31.6	Suncheon-si	

Note) 1. Aggregation is based on farm address of animal products traceability

2. According to reorganized administrative district at July 1, 2023, Gunwi-gun Changed from Gunwi-gun, Gyeongsangbuk-do to Gunwi-gun, Daegu Metropolitan City

시·도(시·군·구)별 등급판정 결과

(단위 : 두, 농장수)

지역	판정 두 수	출하 농장수 farm	등급판정결과												Grade	
			1**A	1**B	1**C	1*A	1*B	1*C	1A	1B	1C	2A	2B	2C	3A	3B
신안군	1,075	44	83	188	60	74	185	90	64	134	61	46	65	18	5	2
여수시	419	44	77	91	25	40	40	24	32	33	10	19	15	7	1	2
영광군	3,529	195	473	753	330	271	605	267	158	327	146	68	83	40	2	6
영암군	8,568	355	1,699	2,056	801	662	1,095	384	440	615	228	204	205	71	16	85
완도군	1,003	126	113	149	49	124	156	53	95	120	35	48	43	15	1	2
장성군	1,108	81	184	242	79	96	170	67	63	101	17	24	40	12	2	9
장흥군	11,327	676	1,318	2,247	1,103	803	1,765	906	627	1,152	506	280	401	158	22	32
진도군	258	14	45	35	5	42	34	16	23	26	5	12	13	1	0	1
함평군	6,514	327	871	1,341	674	494	996	516	308	589	285	140	197	67	8	25
해남군	3,062	231	324	589	245	246	450	210	210	348	150	96	128	40	9	14
화순군	1,914	173	331	434	140	182	288	91	107	163	52	58	48	11	3	5
경북 전체	132,679	7,110	15,295	23,806	11,283	10,333	19,333	9,555	8,697	15,352	6,970	3,884	5,283	1,761	367	661
경산시	6,932	462	540	1,163	532	539	1,090	522	520	925	389	249	323	79	19	40
경주시	6,592	507	983	1,486	638	469	904	406	379	613	275	134	194	46	16	41
고령군	2,231	154	173	330	168	178	327	172	175	326	96	110	110	27	15	21
구미시	11,924	621	1,052	1,982	1,145	802	1,766	1,012	690	1,535	805	345	504	185	34	54
김천시	5,342	312	847	1,035	399	465	736	331	324	576	219	138	179	52	16	19
문경시	4,860	227	735	983	379	399	615	258	319	474	197	184	204	45	34	32
봉화군	7,585	291	1,188	1,532	791	601	993	473	479	621	302	213	246	99	19	20
상주시	15,195	702	1,904	3,040	1,379	1,094	2,202	1,146	838	1,622	745	368	549	192	35	75
성주군	2,560	144	181	388	203	205	380	236	191	380	149	76	113	30	9	17
안동시	18,785	615	1,991	3,454	1,812	1,361	2,706	1,547	1,069	2,087	1,167	470	728	294	29	67
영덕군	983	46	77	177	76	66	155	68	77	151	44	34	41	9	3	5
영양군	843	64	87	144	64	81	134	50	54	108	46	25	35	12	1	1
영주시	12,170	850	1,564	2,139	923	1,085	1,862	730	882	1,388	566	368	411	167	21	50
영천시	7,632	385	682	1,340	748	520	1,213	701	414	927	472	156	295	111	20	29
예천군	7,399	541	935	1,194	550	617	1,038	487	502	902	374	281	339	101	26	47
울릉군	17	6	0	5	1	1	4	1	2	0	3	0	0	0	0	0
울진군	1,591	99	162	216	86	158	243	99	181	219	73	66	59	22	5	2
의성군	9,814	402	1,408	1,729	711	883	1,367	573	737	1,015	412	317	434	125	26	67
청도군	4,785	268	296	570	275	372	786	362	401	786	323	172	295	90	15	36
청송군	619	45	41	76	33	55	99	53	55	94	48	22	26	10	4	3
칠곡군	2,403	137	203	407	193	198	374	163	207	290	136	71	97	37	11	13
포항시 남구	639	56	71	106	38	49	74	44	52	99	28	33	26	11	3	5
포항시 북구	1,778	176	175	310	139	135	265	121	149	214	101	52	75	17	6	17
경남 전체	40,679	2,646	5,162	7,293	3,264	3,253	5,939	2,622	2,817	4,700	1,930	1,289	1,607	419	100	206
거제시	151	27	11	34	10	8	16	12	16	18	8	11	6	0	0	1

주) 1. 축산물 이력제 농장 주소 기준 집계

2. 2023년 7월 군위군 행정구역 개편에 따라 대구광역시 관할구역으로 변경(경상북도 군위군 → 대구광역시 군위군)

(unit : head, farm)

		육질등급 출현율 (Percentage by quality grade)					육량등급 출현율 (Percentage by yield grade)			평 균						region
3C	D	1 ⁺⁺	1 ⁺	1	2	3	A	B	C	등지방 두께	등심 단면적	도체 중량	근내 지방도	경락가격	개월령	
0	0	30.8	32.5	24.1	12.0	0.7	25.3	53.4	21.3	12.1	93.4	470.6	5.8	17,148	30.8	Sinan-gun
2	1	46.1	24.8	17.9	9.8	1.2	40.3	43.2	16.2	11.9	95.1	436.6	6.4	17,764	31.6	Yeosu-si
0	0	44.1	32.4	17.9	5.4	0.2	27.5	50.3	22.2	13.2	99.1	478.3	6.5	18,020	32.2	Yeonggwang-gun
2	5	53.2	25.0	15.0	5.6	1.2	35.3	47.3	17.3	12.5	102.4	480.2	6.8	19,268	31.8	Yeongam-gun
0	0	31.0	33.2	24.9	10.6	0.3	38.0	46.9	15.2	12.1	96.4	450.3	5.9	17,236	30.7	Wando-gun
0	2	45.6	30.1	16.3	6.9	1.0	33.3	50.7	15.8	12.1	97.5	460.6	6.5	18,556	31.5	Jangseong-gun
5	2	41.2	30.7	20.2	7.4	0.5	26.9	49.4	23.6	13.3	98.6	479.2	6.3	17,610	32.2	Jangheung-gun
0	0	32.9	35.7	20.9	10.1	0.4	47.3	42.2	10.5	10.3	96.0	459.2	6.0	17,146	31.7	Jindo-gun
1	2	44.3	30.8	18.1	6.2	0.5	28.0	48.3	23.7	13.1	96.9	465.6	6.5	18,257	31.9	Hampyeong-gun
1	2	37.8	29.6	23.1	8.6	0.8	28.9	49.9	21.1	12.9	96.4	462.4	6.1	17,581	31.4	Haenam-gun
0	1	47.3	29.3	16.8	6.1	0.4	35.6	49.0	15.4	12.2	99.6	466.7	6.6	18,646	30.7	Hwasun-gun
59	40	38.0	29.6	23.4	8.2	0.8	29.1	48.6	22.3	12.6	97.7	478.7	6.1	17,777	31.7	Gyeongsangbuk-do
0	2	32.2	31.0	26.5	9.4	0.9	26.9	51.1	22.0	12.3	96.6	479.7	5.8	17,608	31.7	Gyeongsan-si
7	1	47.1	27.0	19.2	5.7	1.0	30.1	49.1	20.8	12.6	98.8	471.6	6.5	18,957	31.6	Gyeongju-si
2	1	30.1	30.3	26.8	11.1	1.7	29.2	49.9	20.8	12.1	95.9	476.4	5.7	16,895	32.4	Goryeong-gun
9	4	35.0	30.0	25.4	8.7	0.8	24.5	49.0	26.5	13.1	97.3	484.2	6.0	17,476	31.9	Gumi-si
4	2	42.7	28.7	20.9	6.9	0.7	33.5	47.6	18.8	12.2	100.5	487.3	6.3	18,346	32.5	Gimcheon-si
2	0	43.1	26.2	20.4	8.9	1.4	34.4	47.5	18.1	11.8	98.4	480.8	6.2	17,641	32.4	Mungyeong-si
5	3	46.3	27.3	18.5	7.4	0.6	33.0	45.0	22.0	12.5	98.0	476.3	6.5	18,010	31.1	Bonghwa-gun
3	3	41.6	29.2	21.1	7.3	0.7	27.9	49.3	22.8	12.9	99.7	488.4	6.3	17,906	32.3	Sangju-si
1	1	30.2	32.1	28.1	8.6	1.1	25.9	49.9	24.2	12.6	96.9	480.2	5.8	17,298	31.6	Seongju-gun
2	1	38.6	29.9	23.0	7.9	0.5	26.2	48.1	25.7	13.2	98.5	484.2	6.1	17,723	31.1	Andong-si
0	0	33.6	29.4	27.7	8.5	0.8	26.1	53.8	20.0	12.5	96.7	471.3	5.9	17,744	31.8	Yeongdeok-gun
1	0	35.0	31.4	24.7	8.5	0.4	29.4	50.1	20.5	12.1	97.4	479.7	6.0	17,610	31.3	Yeongyang-gun
7	7	38.0	30.2	23.3	7.8	0.6	32.2	48.1	19.7	12.4	97.1	467.4	6.1	17,869	31.1	Yeongju-si
1	3	36.3	31.9	23.8	7.4	0.7	23.5	49.8	26.6	12.9	97.6	488.5	6.1	17,847	32.8	Yeongcheon-si
2	4	36.2	28.9	24.0	9.7	1.0	31.9	47.6	20.5	12.3	96.6	470.2	6.0	17,726	31.3	Yecheon-gun
0	0	35.3	35.3	29.4	0.0	0.0	17.6	52.9	29.4	16.9	98.5	468.4	6.5	-	35.8	Ulleung-gun
0	0	29.2	31.4	29.7	9.2	0.4	36.0	46.4	17.6	11.6	97.2	479.6	5.7	17,072	30.9	Ulsan-gun
7	3	39.2	28.8	22.1	8.9	1.0	34.3	47.0	18.6	11.6	95.8	469.3	6.1	17,476	31.3	Uiseong-gun
4	2	23.8	31.8	31.6	11.6	1.1	26.2	51.7	22.0	12.5	94.7	467.2	5.5	16,748	31.9	Cheongdo-gun
0	0	24.2	33.4	31.8	9.4	1.1	28.6	48.1	23.3	12.5	96.2	469.3	5.6	16,893	31.5	Cheongsong-gun
0	3	33.4	30.6	26.3	8.5	1.0	28.7	49.1	22.0	12.4	97.6	477.8	5.9	17,441	32.2	Chilgok-gun
0	0	33.6	26.1	28.0	11.0	1.3	32.6	48.5	18.9	12.3	96.1	460.9	5.8	17,927	31.5	Nam-gu, Pohang-si
2	0	35.1	29.3	26.1	8.1	1.4	29.1	49.6	21.4	12.5	97.1	466.2	6.0	17,940	30.9	Buk-gu, Pohang-si
35	43	38.6	29.0	23.2	8.1	0.8	31.0	48.5	20.3	12.7	99.9	478.4	6.1	17,964	31.9	Gyeongsangnam-do
0	0	36.4	23.8	27.8	11.3	0.7	30.5	49.7	19.9	12.6	92.6	447.8	5.8	15,723	32.2	Geoje-si

Note) 1. Aggregation is based on farm address of animal products traceability.

2. According to reorganized administrative district at July 1, 2023, Gunwi-gun Changed from Gunwi-gun, Gyeongsangbuk-do to Gunwi-gun, Daegu Metropolitan City

시·도(시·군·구)별 등급판정 결과

(단위 : 두, 농장수)

지역	판 두 수	출하 농장수 farm	등 급 판 정 결 과												Grade	
			1**A	1**B	1**C	1*A	1*B	1*C	1A	1B	1C	2A	2B	2C	3A	3B
거창군	2,971	255	549	653	271	250	365	163	165	225	97	69	76	16	7	37
고성군	1,245	124	122	196	73	84	209	63	83	184	65	51	76	28	1	4
김해시	5,807	329	923	1,182	530	453	839	345	346	551	217	151	187	36	16	23
남해군	1,726	118	251	313	137	154	235	120	125	173	78	57	51	20	4	7
밀양시	4,898	292	589	842	428	404	692	314	341	562	225	170	231	59	11	21
사천시	1,510	83	136	258	125	94	235	116	91	212	85	44	80	21	4	8
산청군	695	76	86	85	30	68	100	36	69	97	22	33	51	7	4	6
양산시	80	22	21	17	4	4	13	2	3	7	1	3	1	1	0	1
의령군	2,923	142	257	519	212	191	462	226	209	392	168	98	130	42	5	8
진주시	2,134	92	292	395	159	171	257	126	188	206	81	126	88	14	12	15
창녕군	6,848	284	617	1,057	537	504	1,114	544	471	975	466	165	280	87	10	18
창원시 마산합포구	274	34	17	24	13	27	46	13	25	57	12	22	12	3	1	1
창원시 마산회원구	26	2	7	10	2	0	5	2	0	0	0	0	0	0	0	0
창원시 의창구	748	54	79	121	54	68	114	60	71	91	34	21	29	3	0	3
창원시 진해구	3	2	0	1	0	0	0	0	0	0	0	0	2	0	0	0
통영시	120	13	17	22	9	15	20	4	11	8	6	3	4	1	0	0
하동군	2,191	164	316	338	125	223	345	103	186	245	96	86	88	21	8	10
함안군	850	86	125	157	49	79	120	43	44	110	35	33	35	12	1	5
함양군	1,316	126	204	246	88	130	201	65	107	125	45	40	46	8	3	7
합천군	4,163	321	543	823	408	326	551	265	266	462	189	106	134	40	13	31
제주 전체	4,987	282	568	1,431	469	310	876	287	157	466	174	50	133	42	5	14
서귀포시	2,503	109	258	693	283	156	405	180	67	219	118	28	55	27	4	8
제주시	2,484	173	310	738	186	154	471	107	90	247	56	22	78	15	1	6

주) 1. 축산물 이력제 농장 주소 기준 집계

2. 2023년 7월 군위군 행정구역 개편에 따라 대구광역시 관할구역으로 변경(경상북도 군위군 → 대구광역시 군위군)

(unit : head, farm)

		육질등급 출현율 (Percentage by quality grade)						육량등급 출현율 (Percentage by yield grade)			평 균						region
3C	D	1 ⁺⁺	1 ⁺	1	2	3	A	B	C	등지방 두께	등심 단면적	도체 중량	근내 지방도	경락 가격	개월령		
10	18	49.6	26.2	16.4	5.4	1.8	35.0	45.6	18.7	12.3	101.2	475.6	6.6	18,759	31.4	Geochang-gun	
4	2	31.4	28.6	26.7	12.4	0.7	27.4	53.7	18.7	12.7	96.8	468.8	5.8	16,671	31.8	Goseong-gun	
3	5	45.4	28.2	19.2	6.4	0.7	32.5	47.9	19.5	12.7	102.3	488.7	6.5	18,674	31.5	Gimhae-si	
1	0	40.6	29.5	21.8	7.4	0.7	34.2	45.1	20.6	12.8	99.8	472.8	6.3	17,951	32.0	Namhae-gun	
3	6	38.0	28.8	23.0	9.4	0.7	30.9	47.9	21.0	13.0	99.7	477.3	6.1	17,868	32.6	Miryang-si	
1	0	34.4	29.5	25.7	9.6	0.9	24.4	52.5	23.0	13.4	99.7	485.4	5.9	17,354	32.6	Sacheon-si	
1	0	28.9	29.4	27.1	13.1	1.6	37.4	48.8	13.8	11.5	100.4	481.3	5.6	16,726	31.7	Sancheong-gun	
0	2	52.5	23.8	13.8	6.3	1.3	38.8	48.8	10.0	12.3	103.2	454.8	6.8	20,374	31.5	Yangsan-si	
2	2	33.8	30.1	26.3	9.2	0.5	26.0	51.7	22.2	13.2	99.6	485.1	6.0	17,482	32.0	Uiryeong-gun	
1	3	39.6	26.0	22.3	10.7	1.3	37.0	45.0	17.9	12.6	100.0	464.9	6.1	17,992	32.5	Jinju-si	
2	1	32.3	31.6	27.9	7.8	0.4	25.8	50.3	23.9	13.0	97.8	474.9	5.9	17,350	31.6	Changnyeong-gun	
1	0	19.7	31.4	34.3	13.5	1.1	33.6	51.1	15.3	11.8	95.2	463.3	5.3	16,065	31.7	Masanhappo-gu, Changwon-si	
0	0	73.1	26.9	0.0	0.0	0.0	26.9	57.7	15.4	12.2	101.8	499.8	7.7	15,600	30.0	MasanHoewon-gu, Changwon-si	
0	0	34.0	32.4	26.2	7.1	0.4	32.0	47.9	20.2	12.4	99.5	477.6	6.0	18,503	31.8	Uichang-gu, Changwon-si	
0	0	33.3	0.0	0.0	66.7	0.0	0.0	100.0	0.0	12.0	75.3	412.0	4.0	12,112	33.0	Jinhae-gu, Changwon-si	
0	0	40.0	32.5	20.8	6.7	0.0	38.3	45.0	16.7	12.8	101.6	475.0	6.5	18,812	32.1	Tongyeong-si	
1	0	35.6	30.6	24.1	8.9	0.9	37.4	46.8	15.8	12.1	99.6	470.6	6.0	17,733	32.0	Hadong-gun	
1	1	38.9	28.5	22.2	9.4	0.8	33.2	50.2	16.5	12.2	99.8	479.7	6.1	17,410	32.3	Haman-gun	
1	0	40.9	30.1	21.0	7.1	0.8	36.8	47.5	15.7	11.7	101.0	485.4	6.3	18,065	31.6	Hamyang-gun	
3	3	42.6	27.4	22.0	6.7	1.1	30.1	48.1	21.7	12.6	100.3	481.2	6.3	18,691	32.1	Hapcheon-gun	
1	4	49.5	29.5	16.0	4.5	0.4	21.9	58.6	19.5	12.6	95.5	465.0	6.7	17,666	32.5	Jeju-do	
0	2	49.3	29.6	16.1	4.4	0.5	20.5	55.1	24.3	13.2	95.9	469.1	6.7	17,995	33.3	Seogwipo-si	
1	2	49.7	29.5	15.8	4.6	0.3	23.2	62	14.7	11.9	95.1	460.9	6.7	17152	31.7	Jeju-si	

Note) 1. Aggregation is based on farm address of animal products traceability.

2. According to reorganized administrative district at July 1, 2023, Gunwi-gun Changed from Gunwi-gun, Gyeongsangbuk-do to Gunwi-gun, Daegu Metropolitan City

시·도(시·군·구)별 등급판정 결과

4) 젓소

(단위 : 두, 농장수)

지역	판정두수 head	출하 농장수 farm	등 급 판 정 결 과											Grade	
			1**A	1**B	1**C	1*A	1*B	1*C	1A	1B	1C	2A	2B	2C	
전체	51,905	4,674	0	1	1	0	4	3	3	28	17	25	308	180	
서울 전체	1	1	0	0	0	0	0	0	0	0	0	0	0	0	
서초구	1	1	0	0	0	0	0	0	0	0	0	0	0	0	
부산 전체	23	6	0	0	0	0	0	0	0	0	0	0	0	0	
강서구	16	4	0	0	0	0	0	0	0	0	0	0	0	0	
기장군	7	2	0	0	0	0	0	0	0	0	0	0	0	0	
대구 전체	89	12	0	0	0	0	0	0	0	1	0	0	1	0	
군위군	26	5	0	0	0	0	0	0	0	0	0	0	1	0	
달성군	54	6	0	0	0	0	0	0	0	1	0	0	0	0	
동구	9	1	0	0	0	0	0	0	0	0	0	0	0	0	
인천 전체	344	50	0	0	0	0	0	0	0	0	0	0	2	1	
강화군	319	44	0	0	0	0	0	0	0	0	0	0	2	1	
계양구	21	3	0	0	0	0	0	0	0	0	0	0	0	0	
서구	4	3	0	0	0	0	0	0	0	0	0	0	0	0	
광주 전체	44	6	0	0	0	0	0	0	0	0	0	0	0	0	
광산구	44	6	0	0	0	0	0	0	0	0	0	0	0	0	
울산 전체	114	20	0	0	0	0	0	0	0	1	0	0	1	0	
울주군	114	20	0	0	0	0	0	0	0	1	0	0	1	0	
세종 전체	571	57	0	0	0	0	0	0	0	0	0	0	2	0	
전체	571	57	0	0	0	0	0	0	0	0	0	0	2	0	
경기 전체	20,950	1,843	0	0	0	0	1	1	0	6	7	5	109	71	
가평군	392	35	0	0	0	0	0	0	0	0	0	0	1	0	
고양시 덕양구	98	10	0	0	0	0	0	0	0	0	0	0	0	0	
고양시 일산동구	251	21	0	0	0	0	0	0	0	0	2	0	2	6	
고양시 일산서구	43	5	0	0	0	0	0	0	0	0	0	0	3	2	
광명시	10	1	0	0	0	0	0	0	0	0	0	0	0	0	
광주시	102	12	0	0	0	0	0	0	0	0	0	1	3	0	
구리시	12	1	0	0	0	0	0	0	0	0	0	0	0	0	
김포시	502	45	0	0	0	0	0	0	0	0	0	0	4	1	
남양주시	267	40	0	0	0	0	0	0	0	0	0	0	6	3	
동두천시	54	6	0	0	0	0	0	0	0	0	0	0	0	0	
시흥시	10	2	0	0	0	0	0	0	0	0	0	0	0	0	

주) 1. 축산물 이력제 농장 주소 기준 집계

2. 2023년 7월 군위군 행정구역 개편에 따라 대구광역시 관할구역으로 변경(경상북도 군위군 → 대구광역시 군위군)

Number of graded beef carcass on city, district, country

Beef carcass Total

(unit : head, farm)

				육질등급 출현율 (Percentage by quality grade)					육량등급 출현율 (Percentage by yield grade)			평 균					region
3A	3B	3C	D	1 ⁺⁺	1 ⁺	1	2	3	A	B	C	등지방 두께	등심 단면적	도체 중량	근내 지방도	경락가격	
753	12,068	7,606	30,908	0.0	0.0	0.1	1.0	39.4	1.5	23.9	15.0	4.2	61.1	354.6	1.1	6,781	Total
0	0	0	1	0.0	0.0	0.0	0.0	0.0	0.0	0.0	0.0	-	-	-	-	-	Seoul
0	0	0	1	0.0	0.0	0.0	0.0	0.0	0.0	0.0	0.0	-	-	-	-	-	Seocho-gu
0	12	1	10	0.0	0.0	0.0	0.0	56.5	0.0	52.2	4.3	4.4	66.5	373.1	1.1	6,580	Busan
0	7	1	8	0.0	0.0	0.0	0.0	50.0	0.0	43.8	6.3	3.9	70.5	387.0	1.1	6,986	Gangseo-gu
0	5	0	2	0.0	0.0	0.0	0.0	71.4	0.0	71.4	0.0	5.2	60.2	350.8	1.0	5,865	Gijang-gun
1	37	13	36	0.0	0.0	1.1	1.1	57.3	1.1	43.8	14.6	4.6	61.5	353.0	1.2	6,204	Daegu
0	11	5	9	0.0	0.0	0.0	3.8	61.5	0.0	46.2	19.2	3.5	55.1	332.5	1.1	6,282	Gunwi-gun
1	20	8	24	0.0	0.0	1.9	0.0	53.7	1.9	38.9	14.8	5.2	64.9	365.3	1.2	6,388	Dalseong-gun
0	6	0	3	0.0	0.0	0.0	0.0	66.7	0.0	66.7	0.0	4.8	62.3	349.3	1.0	5,271	Dong-gu
4	70	77	190	0.0	0.0	0.0	0.9	43.9	1.2	20.9	22.7	4.0	63.8	380.0	1.1	7,052	Incheon
4	63	66	183	0.0	0.0	0.0	0.9	41.7	1.3	20.4	21.0	4.1	64.5	381.0	1.1	7,071	Ganghwa-gun
0	7	8	6	0.0	0.0	0.0	0.0	71.4	0.0	33.3	38.1	3.5	59.0	377.9	1.0	6,944	Gyeyang-gu
0	0	3	1	0.0	0.0	0.0	0.0	75.0	0.0	0.0	75.0	3.0	55.3	344.3	1.0	6,748	Seo-gu
0	5	3	36	0.0	0.0	0.0	0.0	18.2	0.0	11.4	6.8	3.1	52.3	312.6	1.0	5,757	Gwangju
0	5	3	36	0.0	0.0	0.0	0.0	18.2	0.0	11.4	6.8	3.1	52.3	312.6	1.0	5,757	Gwangsan-gu
2	53	18	39	0.0	0.0	0.9	0.9	64.0	1.8	48.2	15.8	5.2	62.2	351.2	1.1	6,143	Ulsan
2	53	18	39	0.0	0.0	0.9	0.9	64.0	1.8	48.2	15.8	5.2	62.2	351.2	1.1	6,143	Ulju-gun
11	166	70	322	0.0	0.0	0.0	0.4	43.3	1.9	29.4	12.3	3.7	58.5	347.6	1.0	6,790	Sejong-si
11	166	70	322	0.0	0.0	0.0	0.4	43.3	1.9	29.4	12.3	3.7	58.5	347.6	1.0	6,790	Total
157	3,400	4,099	13,094	0.0	0.0	0.1	0.9	36.5	0.8	16.8	19.9	4.4	61.9	364.4	1.1	6,977	Gyeonggi-do
3	61	58	269	0.0	0.0	0.0	0.3	31.1	0.8	15.8	14.8	5.0	71.8	387.9	1.1	6,762	Gapyeong-gun
0	18	28	52	0.0	0.0	0.0	0.0	46.9	0.0	18.4	28.6	5.0	61.9	371.5	1.1	7,046	Deokyang-gu, Goyang-si
0	34	61	146	0.0	0.0	0.8	3.2	37.8	0.0	14.3	27.5	5.5	65.3	384.6	1.2	6,901	Ilisan-gu, Goyang-si
0	10	8	20	0.0	0.0	0.0	11.6	41.9	0.0	30.2	23.3	5.6	68.0	399.5	1.6	7,592	Ilсанseo-gu, Goyang-si
0	6	4	0	0.0	0.0	0.0	0.0	100.0	0.0	60.0	40.0	4.7	68.1	406.9	1.0	7,597	Gwangmyeong-si
2	32	12	52	0.0	0.0	0.0	3.9	45.1	2.9	34.3	11.8	4.0	64.9	375.2	1.2	6,904	Gwangju-si
0	1	2	9	0.0	0.0	0.0	0.0	25.0	0.0	8.3	16.7	4.3	57.3	364.7	1.0	5,738	Guri-si
4	93	93	307	0.0	0.0	0.0	1.0	37.8	0.8	19.3	18.7	4.3	63.3	375.5	1.2	7,024	Gimpo-si
1	69	73	115	0.0	0.0	0.0	3.4	53.6	0.4	28.1	28.5	4.6	65.0	375.7	1.2	7,012	Namyangju-si
0	2	15	37	0.0	0.0	0.0	0.0	31.5	0.0	3.7	27.8	5.6	62.3	377.1	1.2	6,700	Dongducheon-si
0	3	4	3	0.0	0.0	0.0	0.0	70.0	0.0	30.0	40.0	5.7	65.1	365.6	1.0	6,977	Siheung-si

Note) 1. Aggregation is based on farm address of animal products traceability.

2. According to reorganized administrative district at July 1, 2023, Gunwi-gun Changed from Gunwi-gun, Gyeongsangbuk-do to Gunwi-gun, Daegu Metropolitan City

시·도(시·군·구)별 등급판정 결과

(단위 : 두, 농장수)

지역	판정두수 head	출하 농장수 farm	등 급 판 정 결 과											Grade	
			1**A	1**B	1**C	1*A	1*B	1*C	1A	1B	1C	2A	2B	2C	
안산시 상록구	96	5	0	0	0	0	0	0	0	0	0	0	0	0	0
안성시	1,491	163	0	0	0	0	0	1	0	1	1	0	14	5	
양주시	998	103	0	0	0	0	0	0	0	1	0	0	3	2	
양평군	572	60	0	0	0	0	0	0	0	1	0	1	2	2	
여주시	1,443	144	0	0	0	0	0	0	0	0	0	1	15	5	
연천군	1,443	142	0	0	0	0	0	0	0	0	0	0	3	4	
용인시 처인구	273	26	0	0	0	0	0	0	0	0	0	0	2	0	
의정부시	5	2	0	0	0	0	0	0	0	0	0	0	0	0	
이천시	3,019	230	0	0	0	0	1	0	0	0	1	1	10	4	
파주시	2,394	189	0	0	0	0	0	0	0	0	1	0	14	12	
평택시	1,814	148	0	0	0	0	0	0	0	0	0	1	5	9	
포천시	2,232	181	0	0	0	0	0	0	0	2	1	0	9	6	
하남시	1	1	0	0	0	0	0	0	0	0	0	0	0	0	
화성시	3,428	271	0	0	0	0	0	0	0	1	1	0	13	10	
강원 전체	2,597	208	0	0	0	0	2	0	0	1	2	0	10	9	
강릉시	76	5	0	0	0	0	0	0	0	0	0	0	0	0	
고성군	1	1	0	0	0	0	1	0	0	0	0	0	0	0	
원주시	103	12	0	0	0	0	1	0	0	1	1	0	3	0	
철원군	1,464	109	0	0	0	0	0	0	0	0	0	0	5	6	
춘천시	70	8	0	0	0	0	0	0	0	0	0	0	0	0	
평창군	242	14	0	0	0	0	0	0	0	0	0	0	1	0	
홍천군	274	31	0	0	0	0	0	0	0	0	1	0	0	0	
화천군	3	3	0	0	0	0	0	0	0	0	0	0	0	1	
횡성군	364	25	0	0	0	0	0	0	0	0	0	0	1	2	
충북 전체	2,236	237	0	0	0	0	0	0	0	1	0	5	28	12	
괴산군	54	7	0	0	0	0	0	0	0	0	0	0	1	1	
보은군	255	28	0	0	0	0	0	0	0	0	0	0	3	1	
영동군	97	10	0	0	0	0	0	0	0	0	0	0	3	0	
옥천군	57	9	0	0	0	0	0	0	0	0	0	1	1	0	
음성군	258	24	0	0	0	0	0	0	0	0	0	1	3	2	
제천시	31	4	0	0	0	0	0	0	0	1	0	0	0	0	
증평군	10	2	0	0	0	0	0	0	0	0	0	0	0	0	
진천군	352	36	0	0	0	0	0	0	0	0	0	1	7	2	
청주시 상당구	153	17	0	0	0	0	0	0	0	0	0	0	3	2	
청주시 서원구	110	17	0	0	0	0	0	0	0	0	0	0	1	0	
청주시 청원구	323	29	0	0	0	0	0	0	0	0	0	2	5	2	
청주시 흥덕구	370	37	0	0	0	0	0	0	0	0	0	0	1	1	
충주시	166	17	0	0	0	0	0	0	0	0	0	0	0	1	

주) 1. 축산물 이력제 농장 주소 기준 집계

2. 2023년 7월 군위군 행정구역 개편에 따라 대구광역시 관할구역으로 변경(경상북도 군위군 → 대구광역시 군위군)

(unit : head, farm)

				육질등급 출현율 (Percentage by quality grade)					육량등급 출현율 (Percentage by yield grade)			평 균					region
3A	3B	3C	D	1 ⁺⁺	1 ⁺	1	2	3	A	B	C	등지방 두께	등심 단면적	도체 중량	근내 지방도	경락가액	
1	22	33	40	0.0	0.0	0.0	0.0	58.3	1.0	22.9	34.4	4.3	58.1	353.0	1.0	6,999	Sangnok-gu, Ansan-si
19	323	330	797	0.0	0.1	0.1	1.3	45.1	1.3	22.7	22.6	4.4	59.6	357.0	1.1	6,870	Anseong-si
4	90	154	744	0.0	0.0	0.1	0.5	24.8	0.4	9.4	15.6	4.5	62.6	374.9	1.1	7,058	Yangju-si
5	124	116	321	0.0	0.0	0.2	0.9	42.8	1.0	22.2	20.6	4.7	64.0	358.4	1.1	6,887	Yangpyeong-gun
18	311	261	832	0.0	0.0	0.0	1.5	40.9	1.3	22.6	18.4	4.3	62.6	362.1	1.1	6,907	Yeoju-si
6	98	228	1,104	0.0	0.0	0.0	0.5	23.0	0.4	7.0	16.1	4.9	64.9	379.9	1.1	7,086	Yeoncheon-gun
0	65	47	159	0.0	0.0	0.0	0.7	41.0	0.0	24.5	17.2	4.3	60.9	362.2	1.1	6,952	Cheoin-gu, Yongin-si
0	2	2	1	0.0	0.0	0.0	0.0	80.0	0.0	40.0	40.0	6.0	83.3	440.3	1.0	7,791	Uijeongbu-si
45	696	580	1,681	0.0	0.0	0.0	0.5	43.8	1.5	23.4	19.4	4.2	60.2	352.6	1.1	6,913	Icheon-si
5	207	359	1,796	0.0	0.0	0.0	1.1	23.9	0.2	9.2	15.5	4.8	64.6	382.2	1.1	7,022	Paju-si
16	328	428	1,027	0.0	0.0	0.0	0.8	42.6	0.9	18.4	24.1	4.5	61.4	369.3	1.1	7,100	Pyeongtaek-si
8	234	299	1,673	0.0	0.0	0.1	0.7	24.2	0.4	11.0	13.7	4.8	67.8	378.4	1.1	6,999	Pocheon-si
1	0	0	0	0.0	0.0	0.0	0.0	100.0	100.0	0.0	0.0	3.0	85.0	407.0	1.0	7,470	Hanam-si
19	571	904	1,909	0.0	0.0	0.1	0.7	43.6	0.6	17.1	26.7	4.1	58.7	353.2	1.0	7,073	Hwaseong-si
15	383	434	1,741	0.0	0.1	0.1	0.7	32.0	0.6	15.2	17.1	4.7	65.4	373.6	1.1	6,974	Gangwon-do
0	13	18	45	0.0	0.0	0.0	0.0	40.8	0.0	17.1	23.7	3.7	62.1	370.1	1.0	6,716	Gangneung-si
0	0	0	0	0.0	100.0	0.0	0.0	0.0	0.0	100.0	0.0	7.0	58.0	313.0	6.0	-	Goseong-gun
2	28	18	49	0.0	1.0	1.9	2.9	46.6	1.9	32.0	18.4	4.8	66.1	368.1	1.4	7,034	Wonju-si
7	187	227	1,032	0.0	0.0	0.0	0.8	28.8	0.5	13.1	15.9	4.8	66.3	378.7	1.1	6,889	Cheorwon-gun
0	5	10	55	0.0	0.0	0.0	0.0	21.4	0.0	7.1	14.3	5.0	62.7	333.4	1.0	5,686	Chuncheon-si
2	43	38	158	0.0	0.0	0.0	0.4	34.3	0.8	18.2	15.7	3.9	61.9	365.2	1.1	7,349	Pyeongchang-gun
2	29	49	193	0.0	0.0	0.4	0.0	29.2	0.7	10.6	18.2	4.9	69.0	375.2	1.1	7,260	Hongcheon-gun
0	2	0	0	0.0	0.0	0.0	33.3	66.7	0.0	66.7	33.3	6.0	79.7	406.7	1.7	6,666	Hwacheon-gun
2	76	74	209	0.0	0.0	0.0	0.8	41.8	0.5	21.2	20.9	4.8	63.4	369.3	1.1	6,928	Hoengseong-gun
73	625	235	1,257	0.0	0.0	0.0	2.0	41.7	3.5	29.2	11.0	4.1	66.2	367.2	1.1	6,767	Chungcheongbuk-do
1	13	8	30	0.0	0.0	0.0	3.7	40.7	1.9	25.9	16.7	4.5	65.6	381.9	1.1	6,900	Goesan-gun
6	92	25	128	0.0	0.0	0.0	1.6	48.2	2.4	37.3	10.2	4.0	64.6	361.9	1.1	6,733	Boeun-gun
2	30	17	45	0.0	0.0	0.0	3.1	50.5	2.1	34.0	17.5	4.0	58.9	363.5	1.1	6,612	Yeongdong-gun
2	14	7	32	0.0	0.0	0.0	3.5	40.4	5.3	26.3	12.3	3.6	57.5	344.8	1.1	7,083	Okcheon-gun
10	54	36	152	0.0	0.0	0.0	2.3	38.8	4.3	22.1	14.7	4.0	66.1	364.7	1.2	6,565	Eumseong-gun
0	12	5	13	0.0	0.0	3.2	0.0	54.8	0.0	41.9	16.1	5.7	71.7	391.4	1.4	6,841	Jecheon-si
0	3	0	7	0.0	0.0	0.0	0.0	30.0	0.0	30.0	0.0	3.3	58.7	284.7	1.0	6,214	Jeungpyeong-gun
10	89	19	224	0.0	0.0	0.0	2.8	33.5	3.1	27.3	6.0	3.7	67.5	366.6	1.2	6,624	Jincheon-gun
9	42	14	83	0.0	0.0	0.0	3.3	42.5	5.9	29.4	10.5	4.6	69.9	370.7	1.2	7,048	Sangdang-gu, Cheongju-si
6	40	17	46	0.0	0.0	0.0	0.9	57.3	5.5	37.3	15.5	4.4	65.6	379.3	1.1	7,061	Seowon-gu, Cheongju-si
13	106	37	158	0.0	0.0	0.0	2.8	48.3	4.6	34.4	12.1	4.3	67.0	369.7	1.1	6,935	Cheongwon-gu, Cheongju-si
9	96	26	237	0.0	0.0	0.0	0.5	35.4	2.4	26.2	7.3	3.8	67.2	360.5	1.1	6,715	Heungdeok-gu, Cheongju-si
5	34	24	102	0.0	0.0	0.0	0.6	38.0	3.0	20.5	15.1	4.1	67.1	377.8	1.1	6,603	Chungju-si

Note) 1. Aggregation is based on farm address of animal products traceability.

2. According to reorganized administrative district at July 1, 2023, Gunwi-gun Changed from Gunwi-gun, Gyeongsangbuk-do to Gunwi-gun, Daegu Metropolitan City

시·도(시·군·구)별 등급판정 결과

(단위 : 두, 농장수)

지역	판정두수 head	출하 농장수 farm	등 급 판 정 결 과											Grade	
			1**A	1**B	1**C	1*A	1*B	1*C	1A	1B	1C	2A	2B	2C	
충남 전체	9,361	769	0	0	0	0	0	1	0	7	1	7	61	31	
공주시	459	33	0	0	0	0	0	0	0	1	0	0	5	2	
금산군	175	11	0	0	0	0	0	0	0	0	0	0	1	0	
논산시	275	29	0	0	0	0	0	0	0	1	0	0	1	0	
당진시	1,580	111	0	0	0	0	0	0	0	0	0	1	8	7	
보령시	755	43	0	0	0	0	0	0	0	3	0	0	11	5	
부여군	451	35	0	0	0	0	0	1	0	0	0	0	2	1	
서산시	411	37	0	0	0	0	0	0	0	0	0	0	3	1	
서천군	145	20	0	0	0	0	0	0	0	0	0	0	1	0	
아산시	1,109	129	0	0	0	0	0	0	0	0	1	1	5	3	
예산군	1,291	94	0	0	0	0	0	0	0	0	0	1	8	1	
천안시 동남구	713	64	0	0	0	0	0	0	0	0	0	1	3	1	
천안시 서북구	1,218	76	0	0	0	0	0	0	0	0	0	2	5	4	
청양군	50	7	0	0	0	0	0	0	0	0	0	0	2	2	
태안군	245	25	0	0	0	0	0	0	0	1	0	0	1	0	
홍성군	484	55	0	0	0	0	0	0	0	1	0	1	5	4	
전북 전체	3,945	384	0	1	1	0	1	0	1	3	3	0	23	21	
고창군	1,203	80	0	0	0	0	0	0	0	2	0	0	5	0	
군산시	96	7	0	0	0	0	0	0	1	1	1	0	1	0	
김제시	134	17	0	0	0	0	1	0	0	0	0	0	1	1	
남원시	407	58	0	0	0	0	0	0	0	0	1	0	4	4	
무주군	85	10	0	0	0	0	0	0	0	0	0	0	0	1	
부안군	65	8	0	0	0	0	0	0	0	0	0	0	0	0	
순창군	109	13	0	0	0	0	0	0	0	0	0	0	1	0	
원주군	346	32	0	0	1	0	0	0	0	0	1	0	1	5	
익산시	251	23	0	0	0	0	0	0	0	0	0	0	1	1	
임실군	444	50	0	1	0	0	0	0	0	0	0	0	3	3	
정수군	1	1	0	0	0	0	0	0	0	0	0	0	0	0	
정읍시	699	65	0	0	0	0	0	0	0	0	0	0	6	5	
진안군	105	20	0	0	0	0	0	0	0	0	0	0	0	1	
전남 전체	3,762	321	0	0	0	0	0	0	0	2	1	1	8	9	
강진군	14	4	0	0	0	0	0	0	0	0	0	0	0	0	
고흥군	117	18	0	0	0	0	0	0	0	0	0	0	0	1	
곡성군	157	16	0	0	0	0	0	0	0	0	0	0	0	0	
광양시	1	1	0	0	0	0	0	0	0	0	0	0	0	0	
구례군	9	2	0	0	0	0	0	0	0	0	0	0	0	0	
나주시	815	70	0	0	0	0	0	0	0	1	0	0	1	0	
담양군	64	7	0	0	0	0	0	0	0	0	0	0	0	2	

주) 1. 축산물 이력제 농장 주소 기준 집계

2. 2023년 7월 군위군 행정구역 개편에 따라 대구광역시 관할구역으로 변경(경상북도 군위군 → 대구광역시 군위군)

(unit : head, farm)

				육질등급 출현율 (Percentage by quality grade)					육량등급 출현율 (Percentage by yield grade)			평 균					region
3A	3B	3C	D	1 ⁺⁺	1 ⁺	1	2	3	A	B	C	등지방 두께	등심 단면적	도체 중량	근내 지방도	경락가격	
213	2,712	1,190	5,138	0.0	0.0	0.1	1.1	44.0	2.4	29.7	13.1	3.8	59.7	348.2	1.1	6,986	Chungcheongnam-do
7	86	31	327	0.0	0.0	0.2	1.5	27.0	1.5	20.0	7.2	4.2	63.6	356.9	1.2	6,950	Gongju-si
0	41	19	114	0.0	0.0	0.0	0.6	34.3	0.0	24.0	10.9	3.4	55.7	337.2	1.1	6,700	Geumsan-gun
6	96	38	133	0.0	0.0	0.4	0.4	50.9	2.2	35.6	13.8	4.1	58.1	342.4	1.1	7,111	Nonsan-si
35	482	254	793	0.0	0.0	0.0	1.0	48.8	2.3	31.0	16.5	3.8	58.0	342.3	1.1	6,936	Dangjin-gun
19	253	41	423	0.0	0.0	0.4	2.1	41.5	2.5	35.4	6.1	3.9	61.8	352.5	1.2	7,341	Boryeong-si
5	171	69	202	0.0	0.2	0.0	0.7	54.3	1.1	38.4	15.7	3.8	57.1	349.2	1.1	7,107	Buyeo-gun
9	101	85	212	0.0	0.0	0.0	1.0	47.4	2.2	25.3	20.9	3.6	54.1	325.5	1.1	6,809	Seosan-si
10	41	13	80	0.0	0.0	0.0	0.7	44.1	6.9	29.0	9.0	3.7	63.1	358.1	1.1	7,114	Seocheon-gun
29	298	141	631	0.0	0.0	0.1	0.8	42.2	2.7	27.3	13.1	4.0	62.3	358.2	1.1	7,077	Asan-si
36	432	114	699	0.0	0.0	0.0	0.8	45.1	2.9	34.1	8.9	3.5	59.6	339.8	1.1	6,912	Yesan-gun
20	223	92	373	0.0	0.0	0.0	0.7	47.0	2.9	31.7	13.0	3.9	62.6	359.4	1.0	7,044	Cheonan-si
14	255	216	722	0.0	0.0	0.0	0.9	39.8	1.3	21.3	18.1	4.1	59.9	356.5	1.1	7,013	Seobuk-gu, Cheonan-si
0	12	10	24	0.0	0.0	0.0	8.0	44.0	0.0	28.0	24.0	5.1	62.7	398.2	1.4	6,695	Cheongyang-gun
8	57	46	132	0.0	0.0	0.4	0.4	45.3	3.3	24.1	18.8	3.6	55.8	336.6	1.1	6,954	Taeon-gun
15	164	21	273	0.0	0.0	0.2	2.1	41.3	3.3	35.1	5.2	3.5	61.2	345.8	1.1	7,573	Hongseong-gun
80	889	244	2,678	0.1	0.0	0.2	1.1	30.7	2.1	23.2	6.8	3.7	60.9	347.7	1.1	6,831	Jeollabuk-do
12	158	44	982	0.0	0.0	0.2	0.4	17.8	1.0	13.7	3.7	3.3	59.4	332.8	1.1	6,664	Gochang-gun
3	30	9	50	0.0	0.0	3.1	1.0	43.8	4.2	33.3	10.4	3.9	64.1	364.1	1.3	6,419	Gunsan-si
2	34	10	85	0.0	0.7	0.0	1.5	34.3	1.5	26.9	8.2	3.9	62.7	344.5	1.2	6,492	Gimje-si
5	95	15	283	0.0	0.0	0.2	2.0	28.3	1.2	24.3	4.9	3.7	60.9	346.3	1.1	6,776	Namwon-si
0	23	21	40	0.0	0.0	0.0	1.2	51.8	0.0	27.1	25.9	4.0	53.8	336.0	1.0	7,005	Muju-gun
1	6	4	54	0.0	0.0	0.0	0.0	16.9	1.5	9.2	6.2	3.3	57.6	336.5	1.0	6,441	Buan-gun
1	18	4	85	0.0	0.0	0.0	0.9	21.1	0.9	17.4	3.7	3.0	58.4	335.5	1.0	5,160	Sunchang-gun
12	101	29	196	0.3	0.0	0.3	1.7	41.0	3.5	29.5	10.4	4.3	63.5	362.7	1.2	6,927	Wanju-gun
6	87	35	121	0.0	0.0	0.0	0.8	51.0	2.4	35.1	14.3	4.0	61.4	355.8	1.0	7,107	Iksan-si
20	141	23	253	0.2	0.0	0.0	1.4	41.4	4.5	32.7	5.9	3.7	61.5	349.3	1.1	7,037	Imsil-gun
0	1	0	0	0.0	0.0	0.0	0.0	100.0	0.0	100.0	0.0	2.0	58.0	339.0	1.0	6,299	Jangsu-gun
16	171	45	456	0.0	0.0	0.0	1.6	33.2	2.3	25.3	7.2	3.7	61.1	350.1	1.1	6,752	Jeongeup-si
2	24	5	73	0.0	0.0	0.0	1.0	29.5	1.9	22.9	5.7	3.2	59.5	338.1	1.0	7,131	Jinan-gun
41	446	218	3,036	0.0	0.0	0.1	0.5	18.7	1.1	12.1	6.1	3.9	60.8	350.1	1.1	6,603	Jeollanam-do
0	3	0	11	0.0	0.0	0.0	0.0	21.4	0.0	21.4	0.0	2.3	63.3	292.3	1.0	6,471	Gangjin-gun
3	15	3	95	0.0	0.0	0.0	0.9	17.9	2.6	12.8	3.4	3.8	63.9	347.5	1.0	-	Goheung-gun
4	20	6	127	0.0	0.0	0.0	0.0	19.1	2.5	12.7	3.8	4.6	66.8	375.9	1.0	-	Gokseong-gun
0	1	0	0	0.0	0.0	0.0	0.0	100.0	0.0	100.0	0.0	4.0	77.0	318.0	1.0	-	Gwangyang-si
0	2	0	7	0.0	0.0	0.0	0.0	22.2	0.0	22.2	0.0	3.0	68.5	349.0	1.0	-	Gurye-gun
5	60	17	731	0.0	0.0	0.1	0.1	10.1	0.6	7.6	2.1	3.7	60.8	349.8	1.1	6,160	Naju-si
2	9	1	50	0.0	0.0	0.0	3.1	18.8	3.1	14.1	4.7	6.0	73.1	388.4	1.7	-	Damyang-gun

Note) 1. Aggregation is based on farm address of animal products traceability

2. According to reorganized administrative district at July 1, 2023, Gunwi-gun Changed from Gunwi-gun, Gyeongsangbuk-do to Gunwi-gun, Daegu Metropolitan City

시·도(시·군·구)별 등급판정 결과

(단위 : 두, 농장수)

지역	판정두수 head	출하 농장수 farm	등 급 판 정 결 과											Grade	
			1**A	1**B	1**C	1*A	1*B	1*C	1A	1B	1C	2A	2B	2C	
무안군	318	6	0	0	0	0	0	0	0	0	0	0	0	0	0
보성군	239	18	0	0	0	0	0	0	0	0	0	0	0	0	0
순천시	480	44	0	0	0	0	0	0	0	0	0	0	1	1	
영광군	267	19	0	0	0	0	0	0	0	0	0	0	2	0	
영암군	442	33	0	0	0	0	0	0	0	0	0	0	2	3	
장성군	111	8	0	0	0	0	0	0	0	0	0	0	1	1	
장흥군	19	4	0	0	0	0	0	0	0	0	0	0	0	0	
함평군	292	28	0	0	0	0	0	0	0	0	0	1	0	0	
해남군	141	16	0	0	0	0	0	0	0	0	1	0	1	1	
화순군	276	27	0	0	0	0	0	0	0	1	0	0	0	0	
경북 전체	4,251	443	0	0	0	0	0	0	0	5	2	6	35	15	
경산시	347	45	0	0	0	0	0	0	0	0	0	0	2	0	
경주시	1,444	144	0	0	0	0	0	0	0	2	1	3	10	7	
고령군	51	9	0	0	0	0	0	0	0	1	0	0	0	0	
구미시	371	34	0	0	0	0	0	0	0	0	0	0	2	2	
김천시	520	39	0	0	0	0	0	0	0	0	0	1	7	1	
문경시	95	9	0	0	0	0	0	0	0	0	0	0	0	0	
봉화군	15	3	0	0	0	0	0	0	0	0	0	0	0	0	
상주시	348	31	0	0	0	0	0	0	0	0	0	1	1	2	
성주군	113	15	0	0	0	0	0	0	0	0	0	0	0	2	
안동시	43	8	0	0	0	0	0	0	0	0	0	0	1	0	
영덕군	3	3	0	0	0	0	0	0	0	0	0	0	0	0	
영양군	18	1	0	0	0	0	0	0	0	0	0	0	0	0	
영주시	103	13	0	0	0	0	0	0	0	1	0	1	2	1	
영천시	308	25	0	0	0	0	0	0	0	0	0	0	4	0	
예천군	79	11	0	0	0	0	0	0	0	0	1	0	2	0	
의성군	28	4	0	0	0	0	0	0	0	0	0	0	2	0	
청도군	76	13	0	0	0	0	0	0	0	1	0	0	1	0	
청송군	30	5	0	0	0	0	0	0	0	0	0	0	0	0	
칠곡군	80	8	0	0	0	0	0	0	0	0	0	0	0	0	
포항시 남구	9	1	0	0	0	0	0	0	0	0	0	0	0	0	
포항시 북구	170	22	0	0	0	0	0	0	0	0	0	0	1	0	

주) 1. 축산물 이력제 농장 주소 기준 집계

2. 2023년 7월 군위군 행정구역 개편에 따라 대구광역시 관할구역으로 변경(경상북도 군위군 → 대구광역시 군위군)

(unit : head, farm)

				육질등급 출현율 (Percentage by quality grade)					육량등급 출현율 (Percentage by yield grade)			평 균					region
3A	3B	3C	D	1 ⁺⁺	1 ⁺	1	2	3	A	B	C	등지방 두께	등심 단면적	도체 중량	근내 지방도	경락가액	
1	38	62	217	0.0	0.0	0.0	0.0	31.8	0.3	11.9	19.5	3.2	47.5	296.4	1.0	6,642	Muan-gun
3	33	24	179	0.0	0.0	0.0	0.0	25.1	1.3	13.8	10.0	3.7	57.9	341.1	1.0	6,719	Boseong-gun
4	95	37	342	0.0	0.0	0.0	0.4	28.3	0.8	20.0	7.9	4.1	62.4	358.7	1.1	6,583	Suncheon-si
5	43	21	196	0.0	0.0	0.0	0.7	25.8	1.9	16.9	7.9	4.1	60.8	340.5	1.1	6,649	Yeonggwang-gun
4	47	23	363	0.0	0.0	0.0	1.1	16.7	0.9	11.1	5.9	4.1	60.9	356.8	1.1	6,755	Yeongam-gun
0	9	2	98	0.0	0.0	0.0	1.8	9.9	0.0	9.0	2.7	3.6	62.0	370.0	1.2	-	Jangseong-gun
0	3	1	15	0.0	0.0	0.0	0.0	21.1	0.0	15.8	5.3	3.5	58.5	377.5	1.3	6,499	Jangheung-gun
4	18	12	257	0.0	0.0	0.0	0.3	11.6	1.7	6.2	4.1	4.5	66.2	380.3	1.1	6,836	Hampyeong-gun
4	21	6	107	0.0	0.0	0.7	1.4	22.0	2.8	15.6	5.7	4.8	73.6	400.1	1.3	6,480	Haenam-gun
2	29	3	241	0.0	0.0	0.4	0.0	12.3	0.7	10.9	1.1	3.2	67.2	373.3	1.1	6,876	Hwasun-gun
104	1,726	617	1,741	0.0	0.0	0.2	1.3	57.6	2.6	41.5	14.9	4.3	59.2	338.6	1.1	6,489	Gyeongsangbuk-do
8	161	56	120	0.0	0.0	0.0	0.6	64.8	2.3	47.0	16.1	4.4	58.3	340.4	1.1	6,521	Gyeongsan-si
12	576	140	693	0.0	0.0	0.2	1.4	50.4	1.0	40.7	10.2	4.8	59.4	340.0	1.1	6,406	Gyeongju-si
4	14	15	17	0.0	0.0	2.0	0.0	64.7	7.8	29.4	29.4	3.7	54.1	303.6	1.1	6,021	Goryeong-gun
13	166	72	116	0.0	0.0	0.0	1.1	67.7	3.5	45.3	19.9	3.7	57.2	327.0	1.0	6,486	Gumi-si
18	225	106	162	0.0	0.0	0.0	1.7	67.1	3.7	44.6	20.6	4.2	61.2	345.7	1.1	6,621	Gimcheon-si
3	34	4	54	0.0	0.0	0.0	0.0	43.2	3.2	35.8	4.2	4.6	66.0	359.7	1.0	6,893	Mungyeong-si
0	9	2	4	0.0	0.0	0.0	0.0	73.3	0.0	60.0	13.3	4.2	61.4	338.1	1.2	6,255	Bonghwa-gun
10	103	66	165	0.0	0.0	0.0	1.1	51.4	3.2	29.9	19.5	4.2	57.7	343.8	1.1	6,579	Sangju-si
7	45	28	31	0.0	0.0	0.0	1.8	70.8	6.2	39.8	26.5	3.8	57.5	329.3	1.1	6,479	Seongju-gun
1	11	7	23	0.0	0.0	0.0	2.3	44.2	2.3	27.9	16.3	4.6	64.8	387.3	1.1	5,735	Andong-si
0	1	1	1	0.0	0.0	0.0	0.0	66.7	0.0	33.3	33.3	4.5	55.0	320.0	1.0	7,190	Yeongdeok-gun
1	2	1	14	0.0	0.0	0.0	0.0	22.2	5.6	11.1	5.6	4.5	62.0	350.3	1.0	7,526	Yeongyang-gun
2	26	12	58	0.0	0.0	1.0	3.9	38.8	2.9	28.2	12.6	3.9	62.5	357.0	1.2	6,982	Yeongju-si
13	143	47	101	0.0	0.0	0.0	1.3	65.9	4.2	47.7	15.3	3.7	56.9	322.2	1.1	6,261	Yeongcheon-si
3	25	11	37	0.0	0.0	1.3	2.5	49.4	3.8	34.2	15.2	4.5	60.6	348.1	1.1	6,934	Yecheon-gun
2	14	5	5	0.0	0.0	0.0	7.1	75.0	7.1	57.1	17.9	4.1	61.7	347.7	1.3	6,915	Uiseong-gun
2	43	10	19	0.0	0.0	1.3	1.3	72.4	2.6	59.2	13.2	3.7	61.0	339.6	1.1	6,529	Cheongdo-gun
0	13	1	16	0.0	0.0	0.0	0.0	46.7	0.0	43.3	3.3	4.3	58.4	329.1	1.0	6,576	Cheongsong-gun
4	35	19	22	0.0	0.0	0.0	0.0	72.5	5.0	43.8	23.8	3.7	57.9	320.7	1.0	6,952	Chilgok-gun
0	5	0	4	0.0	0.0	0.0	0.0	55.6	0.0	55.6	0.0	3.6	58.2	347.0	1.0	5,377	Nam-gu, Pohang-si
1	75	14	79	0.0	0.0	0.0	0.6	52.9	0.6	44.7	8.2	4.8	61.7	350.3	1.0	6,195	Buk-gu, Pohang-si

Note) 1. Aggregation is based on farm address of animal products traceability.

2. According to reorganized administrative district at July 1, 2023, Gunwi-gun Changed from Gunwi-gun, Gyeongsangbuk-do to Gunwi-gun, Daegu Metropolitan City

시·도(시·군·구)별 등급판정 결과

(단위 : 두, 농장수)

지역	판정두수 head	출하 농장수 farm	등 급 판 정 결 과											Grade	
			1**A	1**B	1**C	1*A	1*B	1*C	1A	1B	1C	2A	2B	2C	
경남 전체	3,339	282	0	0	0	0	0	1	2	0	0	1	23	9	
거창군	86	9	0	0	0	0	0	0	1	0	0	0	0	0	
고성군	467	36	0	0	0	0	0	0	0	0	0	0	2	1	
김해시	186	15	0	0	0	0	0	0	0	0	0	1	1	2	
남해군	50	5	0	0	0	0	0	0	0	0	0	0	2	1	
밀양시	234	18	0	0	0	0	0	0	0	0	0	0	0	1	
사천시	490	27	0	0	0	0	0	0	0	0	0	0	4	0	
산청군	128	11	0	0	0	0	0	0	0	0	0	0	1	0	
양산시	121	15	0	0	0	0	0	0	0	0	0	0	5	0	
의령군	256	17	0	0	0	0	0	0	0	0	0	0	1	2	
진주시	189	21	0	0	0	0	0	0	0	0	0	0	2	0	
창녕군	186	21	0	0	0	0	0	0	0	0	0	0	2	0	
창원시 마산합포구	48	5	0	0	0	0	0	0	0	0	0	0	0	0	
창원시 성산구	14	1	0	0	0	0	0	0	0	0	0	0	0	0	
창원시 의창구	207	16	0	0	0	0	0	0	0	0	0	0	1	1	
하동군	198	19	0	0	0	0	0	1	1	0	0	0	1	0	
함안군	393	35	0	0	0	0	0	0	0	0	0	0	0	0	
함양군	86	11	0	0	0	0	0	0	0	0	0	0	1	1	
제주 전체	278	35	0	0	0	0	0	0	0	1	1	0	5	2	
서귀포시	72	4	0	0	0	0	0	0	0	0	0	0	0	0	
제주시	206	31	0	0	0	0	0	0	0	1	1	0	5	2	

주) 1. 축산물 이력제 농장 주소 기준 집계

2. 2023년 7월 군위군 행정구역 개편에 따라 대구광역시 관할구역으로 변경(경상북도 군위군 → 대구광역시 군위군)

(unit : head, farm)

				육질등급 출현율 (Percentage by quality grade)					육량등급 출현율 (Percentage by yield grade)			평 균					region
3A	3B	3C	D	1 ⁺⁺	1 ⁺	1	2	3	A	B	C	등지방 두께	등심 단면적	도체 총량	근내 지방도	경락가격	
46	1,482	364	1,411	0.0	0.0	0.1	1.0	56.7	1.5	45.1	11.2	4.8	59.2	339.8	1.1	6,318	Gyeongsangnam-do
1	40	12	32	0.0	0.0	1.2	0.0	61.6	2.3	46.5	14.0	4.2	59.2	340.3	1.2	6,342	Geochang-gun
3	203	37	221	0.0	0.0	0.0	0.6	52.0	0.6	43.9	8.1	5.3	60.0	342.6	1.1	6,381	Goseong-gun
2	110	15	55	0.0	0.0	0.0	2.2	68.3	1.6	59.7	9.1	5.1	62.5	348.8	1.1	6,346	Gimhae-si
0	23	6	18	0.0	0.0	0.0	6.0	58.0	0.0	50.0	14.0	6.3	68.5	395.5	1.2	6,254	Namhae-gun
2	94	18	119	0.0	0.0	0.0	0.4	48.7	0.9	40.2	8.1	4.8	57.7	328.2	1.0	6,176	Miryang-si
3	199	65	219	0.0	0.0	0.0	0.8	54.5	0.6	41.4	13.3	4.8	58.1	341.0	1.0	6,282	Sacheon-si
2	56	15	54	0.0	0.0	0.0	0.8	57.0	1.6	44.5	11.7	4.4	58.3	334.0	1.0	6,241	Sancheong-gun
2	74	8	32	0.0	0.0	0.0	4.1	69.4	1.7	65.3	6.6	5.4	67.9	380.1	1.2	6,546	Yangsang-si
6	97	25	125	0.0	0.0	0.0	1.2	50.0	2.3	38.3	10.5	4.3	56.8	323.0	1.1	6,325	Uiryeong-gun
2	100	20	65	0.0	0.0	0.0	1.1	64.6	1.1	54.0	10.6	4.8	61.8	355.5	1.1	6,428	Jinju-si
6	70	30	78	0.0	0.0	0.0	1.1	57.0	3.2	38.7	16.1	3.9	56.3	322.3	1.1	6,302	Changnyeong-gun
2	20	8	18	0.0	0.0	0.0	0.0	62.5	4.2	41.7	16.7	4.4	56.7	333.5	1.1	6,368	Masanhappo-gu, Changwon-si
1	5	4	4	0.0	0.0	0.0	0.0	71.4	7.1	35.7	28.6	5.6	60.7	371.5	1.0	6,301	Seongsan-gu, Changwon-si
2	104	16	83	0.0	0.0	0.0	1.0	58.9	1.0	50.7	8.2	5.0	61.3	345.3	1.1	6,272	Uichang-gu, Changwon-si
4	98	30	63	0.0	0.5	0.5	0.5	66.7	2.5	50.0	15.7	4.4	57.0	327.1	1.1	6,206	Hadong-gun
3	154	45	191	0.0	0.0	0.0	0.0	51.4	0.8	39.2	11.5	4.5	55.4	325.5	1.0	6,295	Haman-gun
5	35	10	34	0.0	0.0	0.0	2.3	58.1	5.8	41.9	12.8	4.3	60.3	342.8	1.1	6,347	Hamyang-gun
6	62	23	178	0.0	0.0	0.7	2.5	32.7	2.2	24.5	9.4	3.8	63.2	362.6	1.3	6,502	Jeju-do
1	14	5	52	0.0	0.0	0.0	0.0	27.8	1.4	19.4	6.9	3.1	58.9	334.3	1.1	6,741	Seogwipo-si
5	48	18	126	0.0	0.0	1.0	3.4	34.5	2.4	26.2	10.2	4.0	64.3	369.7	1.3	6,237	Jeju-si

Note) 1. Aggregation is based on farm address of animal products traceability.

2. According to reorganized administrative district at July 1, 2023, Gunwi-gun Changed from Gunwi-gun, Gyeongsangbuk-do to Gunwi-gun, Daegu Metropolitan City

시·도(시·군·구)별 등급판정 결과

5) 육우 전체

(단위 : 두, 농장수)

지역	판 정 두 수				출하 농장수 farm	등 급 판 정 결 과												Grade	
	계	암	수	거세		1 ⁺⁺ A	1 ⁺⁺ B	1 ⁺⁺ C	1 ⁺ A	1 ⁺ B	1 ⁺ C	1A	1B	1C	2A	2B	2C		
전체	65,876	8,788	1,243	55,845	3,992	84	296	182	267	1,069	698	639	3,367	2,272	3,168	16,315	8,054		
서울 전체	2	2	0	0	1	0	0	0	0	0	0	0	0	0	0	0	0	0	0
서초구	2	2	0	0	1	0	0	0	0	0	0	0	0	0	0	0	0	0	0
부산 전체	12	6	2	4	7	0	0	0	0	0	0	0	0	0	0	1	1		
강서구	10	4	2	4	6	0	0	0	0	0	0	0	0	0	0	1	1		
기장군	2	2	0	0	1	0	0	0	0	0	0	0	0	0	0	0	0	0	0
대구 전체	523	59	10	454	27	2	2	3	3	18	6	13	41	12	47	157	46		
군위군	366	37	9	320	9	2	2	3	2	18	3	12	33	6	30	101	27		
달성군	136	20	0	116	13	0	0	0	1	0	3	0	7	5	15	49	18		
동구	17	1	0	16	3	0	0	0	0	0	0	0	1	1	2	5	1		
북구	3	1	0	2	1	0	0	0	0	0	0	1	0	0	0	2	0		
수성구	1	0	1	0	1	0	0	0	0	0	0	0	0	0	0	0	0		
인천 전체	691	81	1	609	55	2	1	0	5	7	2	5	38	12	35	164	46		
강화군	675	72	1	602	45	2	1	0	5	7	2	4	38	12	34	164	45		
계양구	16	9	0	7	10	0	0	0	0	0	0	1	0	0	1	0	1		
광주 전체	9	6	1	2	5	0	0	0	0	0	0	0	1	0	1	0	0		
광산구	9	6	1	2	5	0	0	0	0	0	0	0	1	0	1	0	0		
대전 전체	38	37	0	1	1	0	0	0	0	0	0	0	5	0	0	12	5		
유성구	38	37	0	1	1	0	0	0	0	0	0	0	5	0	0	12	5		
울산 전체	12	10	0	2	5	0	0	0	0	0	0	0	1	1	0	0	0		
울주군	12	10	0	2	5	0	0	0	0	0	0	0	1	1	0	0	0		
세종 전체	154	74	18	62	42	0	0	1	0	3	1	0	3	1	3	12	7		
전체	154	74	18	62	42	0	0	1	0	3	1	0	3	1	3	12	7		
경기 전체	20,896	3,171	416	17,309	1,460	11	88	66	72	359	235	154	999	819	786	5,096	2,793		
가평군	62	46	3	13	19	0	0	0	0	0	1	2	1	1	4	11	7		
고양시 덕양구	67	3	46	18	5	0	0	0	0	0	0	0	2	0	0	4	10		
고양시 일산동구	135	28	2	105	15	0	0	0	0	0	0	0	2	0	3	20	2		
고양시 일산서구	28	3	0	25	5	0	0	0	0	0	0	0	0	0	1	6	1		
광주시	190	106	0	84	14	0	1	0	2	2	2	3	6	5	12	21	4		
구리시	2	2	0	0	1	0	0	0	0	0	0	0	0	0	0	0	0		
김포시	485	94	10	381	40	1	2	0	2	4	0	3	9	6	19	96	21		
남양주시	383	129	7	247	34	1	0	0	0	2	0	6	4	5	18	34	8		
동두천시	49	5	9	35	7	0	0	0	0	1	0	0	2	0	3	15	6		
부천시 소사구	2	0	0	2	1	0	0	0	0	0	0	0	0	0	0	0	0		
수원시 권선구	4	0	0	4	1	0	0	0	0	0	0	0	0	0	0	0	1		

주) 1. 축산물 이력제 농장 주소 기준 집계

2. 2023년 7월 군위군 행정구역 개편에 따라 대구광역시 관할구역으로 변경(경상북도 군위군 → 대구광역시 군위군)

Number of graded beef carcass on city, district, country

Beef carcass Total

(unit : head, farm)

				육질등급 출현율 (Percentage by quality grade)					육량등급 출현율 (Percentage by yield grade)			평 균					region
3A	3B	3C	D	1 ⁺⁺	1 ⁺	1	2	3	A	B	C	등지방 두께	등심 단면적	도체 중량	근내 지방도	경락가	
5,321	19,013	4,585	546	0.9	3.1	9.5	41.8	43.9	14.4	60.8	24.0	6.0	71.1	420.2	2.1	10,253	Total
0	2	0	0	0.0	0.0	0.0	0.0	100.0	0.0	100.0	0.0	2.5	46.5	245.5	1.0	7,300	Seoul
0	2	0	0	0.0	0.0	0.0	0.0	100.0	0.0	100.0	0.0	2.5	46.5	245.5	1.0	7,300	Seocho-gu
1	9	0	0	0.0	0.0	0.0	16.7	83.3	8.3	83.3	8.3	5.8	73.8	398.8	1.3	8,526	Busan
1	7	0	0	0.0	0.0	0.0	20.0	80.0	10.0	80.0	10.0	5.8	77.3	422.8	1.3	8,780	Gangseo-gu
0	2	0	0	0.0	0.0	0.0	0.0	100.0	0.0	100.0	0.0	5.5	56.5	278.5	1.0	6,825	Gijang-gun
44	106	23	0	1.3	5.2	12.6	47.8	33.1	20.8	62.0	17.2	5.6	76.6	444.1	2.4	10,693	Daegu
38	74	15	0	1.9	6.3	13.9	43.2	34.7	23.0	62.3	14.8	5.6	76.7	439.2	2.5	10,741	Gunwi-gun
6	29	3	0	0.0	2.9	8.8	60.3	27.9	16.2	62.5	21.3	5.9	76.3	453.3	2.3	10,627	Dalseong-gun
0	3	4	0	0.0	0.0	11.8	47.1	41.2	11.8	52.9	35.3	5.2	77.1	487.7	1.9	10,301	Dong-gu
0	0	0	0	0.0	0.0	33.3	66.7	0.0	33.3	66.7	0.0	4.7	83.7	436.0	3.0	12,170	Buk-gu
0	0	1	0	0.0	0.0	0.0	0.0	100.0	0.0	0.0	100.0	2.0	54.0	303.0	1.0	6,411	Suseong-gu
62	247	61	4	0.4	2.0	8.0	35.5	53.5	15.8	66.1	17.5	4.9	66.8	397.7	1.9	10,237	Incheon
60	244	54	3	0.4	2.1	8.0	36.0	53.0	15.6	67.3	16.7	4.9	67.0	399.5	1.9	10,244	Ganghwa-gun
2	3	7	1	0.0	0.0	6.3	12.5	75.0	25.0	18.8	50.0	4.7	55.4	317.7	1.4	9,795	Gyeonggi-gu
2	4	1	0	0.0	0.0	11.1	11.1	77.8	33.3	55.6	11.1	5.4	75.6	392.2	1.7	9,742	Gwangju
2	4	1	0	0.0	0.0	11.1	11.1	77.8	33.3	55.6	11.1	5.4	75.6	392.2	1.7	9,742	Gwangsan-gu
4	11	1	0	0.0	0.0	13.2	44.7	42.1	10.5	73.7	15.8	6.1	75.2	399.1	2.1	9,002	Daejeon
4	11	1	0	0.0	0.0	13.2	44.7	42.1	10.5	73.7	15.8	6.1	75.2	399.1	2.1	9,002	Yuseong-gu
0	10	0	0	0.0	0.0	16.7	0.0	83.3	0.0	91.7	8.3	6.4	70.0	355.2	1.5	8,747	Ulsan
0	10	0	0	0.0	0.0	16.7	0.0	83.3	0.0	91.7	8.3	6.4	70.0	355.2	1.5	8,747	Ulsan-gu
27	73	22	1	0.6	2.6	2.6	14.3	79.2	19.5	59.1	20.8	4.3	66.4	380.6	1.4	9,137	Sejong-si
27	73	22	1	0.6	2.6	2.6	14.3	79.2	19.5	59.1	20.8	4.3	66.4	380.6	1.4	9,137	Total
1,602	5,932	1,699	185	0.8	3.2	9.4	41.5	44.2	12.6	59.7	26.9	6.0	70.5	420.6	2.1	10,129	Gyeonggi-do
6	20	5	4	0.0	1.6	6.5	35.5	50.0	19.4	51.6	22.6	5.7	75.6	379.2	1.8	10,103	Gapyeong-gun
3	24	20	4	0.0	0.0	3.0	20.9	70.1	4.5	44.8	44.8	3.5	70.2	376.6	1.4	8,080	Deogyang-gu, Goyang-si
15	74	18	1	0.0	0.0	1.5	18.5	79.3	13.3	71.1	14.8	3.6	60.4	324.6	1.3	8,639	Ilisan-gu, Goyang-si
3	16	1	0	0.0	0.0	0.0	28.6	71.4	14.3	78.6	7.1	4.5	64.9	396.3	1.3	10,212	Ilisanseo-gu, Goyang-si
40	83	8	1	0.5	3.2	7.4	19.5	68.9	30.0	59.5	10.0	5.3	68.4	358.0	1.7	9,139	Gwangju-si
0	2	0	0	0.0	0.0	0.0	0.0	100.0	0.0	100.0	0.0	4.0	44.0	281.0	1.0	7,841	Guri-si
89	196	28	9	0.6	1.2	3.7	28.0	64.5	23.5	63.3	11.3	4.8	66.4	378.5	1.6	9,868	Gimpo-si
94	177	33	1	0.3	0.5	3.9	15.7	79.4	31.1	56.7	12.0	4.2	66.9	348.5	1.4	9,170	Namyangju-si
0	15	6	1	0.0	2.0	4.1	49.0	42.9	6.1	67.3	24.5	4.9	69.0	396.4	2.0	10,353	Dongducheon-si
0	2	0	0	0.0	0.0	0.0	0.0	100.0	0.0	100.0	0.0	3.0	43.0	234.5	1.0	8,623	Sosa-gu, Bucheon-si
0	2	1	0	0.0	0.0	0.0	25.0	75.0	0.0	50.0	50.0	7.5	73.8	462.8	1.3	9,550	Gwonseon-gu, Suwon-si

Note) 1. Aggregation is based on farm address of animal products traceability.

2. According to reorganized administrative district at July 1, 2023, Gunwi-gun Changed from Gunwi-gun, Gyeongsangbuk-do to Gunwi-gun, Daegu Metropolitan City

시·도(시·군·구)별 등급판정 결과

(단위 : 두, 농장수)

지역	판 정 두 수				출하 농장수 farm	등 급 판 정 결 과												Grade		
	계	암	수	거세		1**A	1**B	1**C	1*A	1*B	1*C	1A	1B	1C	2A	2B	2C			
수원시 장안구	5	0	0	5	1	0	0	0	0	0	0	0	0	0	0	0	0	0	0	0
시흥시	49	0	2	47	8	0	1	0	1	0	1	2	3	2	5	17	2			
안산시 상록구	30	9	0	21	5	0	0	0	0	0	0	0	0	0	0	0	0	0	0	0
안성시	11,601	370	34	11,197	272	4	68	56	52	286	186	96	746	640	372	3,418	2,163			
양주시	661	208	24	429	82	0	2	0	3	2	2	5	15	9	34	155	30			
양평군	304	113	42	149	38	0	0	0	0	1	2	1	7	6	10	49	31			
여주시	743	317	5	421	82	1	2	0	0	5	0	5	17	5	44	94	24			
연천군	659	166	31	462	96	1	1	1	1	3	3	5	18	9	31	137	29			
용인시 기흥구	13	2	0	11	1	0	0	0	0	0	0	0	0	0	1	4	1			
용인시 처인구	452	30	4	418	25	0	0	0	2	4	2	2	14	4	23	80	42			
이천시	803	372	15	416	155	1	0	1	1	7	2	4	15	11	25	112	67			
파주시	781	264	88	429	133	1	1	0	0	2	5	3	8	7	43	106	29			
평택시	860	202	26	632	115	1	1	1	2	8	5	2	33	40	24	172	111			
포천시	772	241	25	506	101	0	6	1	1	14	8	2	42	21	25	191	86			
화성시	1,756	461	43	1,252	204	0	3	6	5	18	16	13	55	48	89	354	118			
강원 전체	1,194	334	9	851	153	0	1	2	4	6	7	10	40	13	55	272	87			
강릉시	12	10	0	2	7	0	0	0	0	0	0	0	0	0	1	0	0			
양양군	5	0	0	5	2	0	0	0	0	0	0	0	0	0	0	1	0			
원주시	157	33	1	123	22	0	1	1	1	3	4	2	9	5	5	38	4			
철원군	639	153	2	484	69	0	0	1	1	0	2	3	14	2	34	165	58			
평창군	63	17	1	45	10	0	0	0	0	0	0	0	0	2	0	9	6			
홍천군	279	100	3	176	28	0	0	0	1	3	1	3	14	3	14	53	15			
화천군	3	1	1	1	2	0	0	0	0	0	0	0	0	0	0	1	0			
횡성군	36	20	1	15	13	0	0	0	1	0	0	2	3	1	1	5	4			

주) 1. 축산물 이력제 농장 주소 기준 집계

2. 2023년 7월 군위군 행정구역 개편에 따라 대구광역시 관할구역으로 변경(경상북도 군위군 → 대구광역시 군위군)

(unit : head, farm)

				육질등급 출현율 (Percentage by quality grade)					육량등급 출현율 (Percentage by yield grade)			평 균					region
3A	3B	3C	D	1 ⁺⁺	1 ⁺	1	2	3	A	B	C	등지방 두께	등심 단면적	도체 중량	근내 지방도	경락가격	
0	4	1	0	0.0	0.0	0.0	0.0	100.0	0.0	80.0	20.0	5.0	54.6	299.4	1.0	8,669	Jangan-gu, Suwon-si
1	10	4	0	2.0	4.1	14.3	49.0	30.6	18.4	63.3	18.4	5.7	73.0	443.8	2.6	11,064	Siheung-si
5	24	1	0	0.0	0.0	0.0	0.0	100.0	16.7	80.0	3.3	3.3	58.2	307.5	1.0	8,476	Sangnok-gu, Ansan-si
385	2,229	864	36	1.1	4.5	12.8	51.3	30.0	7.8	58.2	33.7	6.6	72.6	449.7	2.4	10,695	Anseong-si
70	264	56	14	0.3	1.1	4.4	33.1	59.0	16.9	66.3	14.7	4.8	66.4	372.7	1.6	9,831	Yangju-si
30	130	34	3	0.0	1.0	4.6	29.6	63.8	13.5	61.5	24.0	5.9	70.2	396.8	1.6	9,388	Yangpyeong-gun
145	316	65	20	0.4	0.7	3.6	21.8	70.8	26.2	58.4	12.7	5.0	64.9	349.2	1.5	9,381	Yeoju-si
88	271	50	11	0.5	1.1	4.9	29.9	62.1	19.1	65.3	14.0	4.9	67.6	380.3	1.6	9,743	Yeoncheon-gun
3	4	0	0	0.0	0.0	0.0	46.2	53.8	30.8	61.5	7.7	4.4	73.6	447.5	1.6	10,200	Giheung-Gu, Yongin-Shi
52	185	42	0	0.0	1.8	4.4	32.1	61.7	17.5	62.6	19.9	5.5	67.0	402.5	1.6	10,125	Cheoin-gu, Yongin-si
85	331	111	30	0.2	1.2	3.7	25.4	65.6	14.4	57.9	23.9	5.5	67.5	382.1	1.6	9,309	Icheon-si
149	323	84	20	0.3	0.9	2.3	22.8	71.2	25.1	56.3	16.0	4.4	67.5	375.9	1.4	9,269	Paju-si
82	287	79	12	0.3	1.7	8.7	35.7	52.1	12.9	58.3	27.4	6.0	69.5	417.4	1.9	10,070	Pyeongtaek-si
76	262	30	7	0.9	3.0	8.4	39.1	47.7	13.5	66.7	18.9	5.6	70.9	406.9	2.0	10,147	Pocheon-si
181	681	158	11	0.5	2.2	6.6	31.9	58.1	16.4	63.3	19.7	5.5	68.1	390.8	1.8	10,030	Hwaseong-si
140	453	80	24	0.3	1.4	5.3	34.7	56.4	17.5	64.7	15.8	5.6	69.0	386.7	1.7	9,855	Gangwon-do
3	6	2	0	0.0	0.0	0.0	8.3	91.7	33.3	50.0	16.7	4.1	63.5	339.3	1.1	8,564	Gangneung-si
2	2	0	0	0.0	0.0	0.0	20.0	80.0	40.0	60.0	0.0	3.6	68.8	375.2	1.2	9,629	Yangyang-gun
22	49	10	3	1.3	5.1	10.2	29.9	51.6	19.1	63.7	15.3	5.6	71.6	412.7	2.1	9,826	Wonju-si
76	242	30	11	0.2	0.5	3.0	40.2	54.5	17.8	65.9	14.6	5.8	69.2	386.3	1.6	10,013	Cheorwon-gun
2	19	19	6	0.0	0.0	3.2	23.8	63.5	3.2	44.4	42.9	4.6	56.4	351.2	1.5	8,754	Pyeongchang-gun
34	120	14	4	0.0	1.8	7.2	29.4	60.2	18.6	68.1	11.8	5.5	69.1	380.6	1.7	9,782	Hongcheon-gun
0	2	0	0	0.0	0.0	0.0	33.3	66.7	0.0	100.0	0.0	5.0	74.7	354.7	1.3	7,927	Hwacheon-gun
1	13	5	0	0.0	2.8	16.7	27.8	52.8	13.9	58.3	27.8	6.1	74.5	404.4	2.1	9,864	Hoengseong-gun

Note) 1. Aggregation is based on farm address of animal products traceability

2. According to reorganized administrative district at July 1, 2023, Gunwi-gun Changed from Gunwi-gun, Gyeongsangbuk-do to Gunwi-gun, Daegu Metropolitan City

시·도(시·군·구)별 등급판정 결과

(단위: 두, 농장수)

지역	판 정 두 수				출하 농장수 farm	등 급 판 정 결 과												Grade		
	계	암	수	거세		1**A	1**B	1**C	1*A	1*B	1*C	1A	1B	1C	2A	2B	2C			
충북 전체	3,353	616	15	2,722	211	6	15	9	17	50	36	51	195	93	211	870	341			
괴산군	247	57	0	190	13	1	1	1	3	5	1	2	13	5	6	62	31			
단양군	1	1	0	0	1	0	0	0	0	0	0	0	0	0	0	1	0			
보은군	138	27	0	111	15	1	1	0	0	2	1	4	5	3	15	44	6			
영동군	128	15	0	113	8	0	0	0	0	0	0	0	1	1	10	15	2			
옥천군	41	10	0	31	12	0	0	0	0	0	1	2	2	0	5	6	3			
음성군	436	46	2	388	23	1	2	2	4	16	9	9	40	19	36	115	62			
제천시	9	9	0	0	2	0	0	0	0	1	0	0	0	0	1	0	0			
증평군	62	2	0	60	3	0	1	0	0	0	0	0	3	1	3	19	16			
진천군	213	58	0	155	30	0	3	1	1	3	11	2	19	21	3	43	31			
청주시 상당구	292	51	1	240	20	1	2	1	4	7	1	1	17	9	24	92	25			
청주시 서원구	37	28	0	9	11	0	0	0	0	0	0	0	1	1	0	2	8			
청주시 청원구	1,257	96	0	1,161	31	2	5	2	3	13	10	23	70	19	82	375	105			
청주시 흥덕구	327	186	12	129	28	0	0	2	2	1	1	5	18	8	16	49	27			
충주시	165	30	0	135	14	0	0	0	0	2	1	3	6	6	10	47	25			
충남 전체	14,562	1,567	278	12,717	671	21	55	26	58	211	133	127	714	434	664	3,631	1,666			
공주시	257	74	12	171	32	2	1	1	1	1	1	3	11	1	32	41	11			
금산군	558	18	6	534	11	0	1	2	2	13	12	9	50	33	22	176	97			
논산시	219	63	8	148	28	1	0	0	1	3	3	5	9	3	5	54	6			
당진시	866	337	18	511	78	1	1	0	2	12	2	5	18	12	28	140	34			
보령시	1,000	124	18	858	36	1	5	3	6	14	4	1	47	24	48	218	74			
부여군	936	62	12	862	47	6	11	1	9	17	3	21	45	29	86	292	70			
서산시	125	52	1	72	21	0	0	0	0	0	0	1	0	0	2	5	2			
서천군	27	23	2	2	13	0	0	0	0	0	0	0	0	0	0	4	2			
아산시	731	164	17	550	91	1	2	0	0	10	2	4	36	22	35	174	69			
예산군	1,831	274	26	1,531	79	1	2	3	3	18	16	19	63	46	64	379	215			
천안시 동남구	451	75	29	347	55	0	5	2	0	10	5	2	20	20	13	101	81			
천안시 서북구	6,715	153	84	6,478	103	7	25	14	34	102	75	55	379	217	304	1,842	904			
청양군	254	29	25	200	22	0	1	0	0	3	3	1	12	10	11	63	31			
태안군	56	31	6	19	18	1	0	0	0	1	0	0	0	3	3	6	2			
홍성군	536	88	14	434	37	0	1	0	0	7	7	1	24	14	11	136	68			
전북 전체	5,703	535	55	5,113	267	6	21	5	20	54	25	57	189	73	429	1,399	428			
고창군	376	140	24	212	45	0	0	0	0	0	0	1	0	3	18	69	18			
군산시	21	12	0	9	4	0	0	0	0	0	0	2	0	1	2	6	2			
김제시	52	26	2	24	17	0	0	0	0	1	1	0	1	2	1	9	10			
남원시	2,331	128	2	2,201	44	4	12	4	12	26	16	32	116	44	151	640	249			
무주군	29	6	0	23	6	0	0	0	0	0	0	0	1	1	1	10	7			
부안군	64	4	0	60	6	0	0	0	0	0	1	0	0	0	7	21	0			

주) 1. 축산물 이력제 농장 주소 기준 집계

2. 2023년 7월 군위군 행정구역 개편에 따라 대구광역시 관할구역으로 변경(경상북도 군위군 → 대구광역시 군위군)

(unit : head, farm)

				육질등급 출현율 (Percentage by quality grade)					육량등급 출현율 (Percentage by yield grade)			평 균					region
3A	3B	3C	D	1 ⁺⁺	1 ⁺	1	2	3	A	B	C	등지방 두께	등심 단면적	도체 중량	근내 지방도	경락가격	
291	970	171	27	0.9	3.1	10.1	42.4	42.7	17.2	62.6	19.4	5.8	71.4	413.4	2.1	10,239	Chungcheongbuk-do
16	80	19	1	1.2	3.6	8.1	40.1	46.6	11.3	65.2	23.1	5.4	68.4	412.2	2.1	9,890	Goesan-gun
0	0	0	0	0.0	0.0	0.0	100.0	0.0	0.0	100.0	0.0	9.0	85.0	442.0	2.0	10,335	Danyang-gun
13	37	6	0	1.4	2.2	8.7	47.1	40.6	23.9	64.5	11.6	5.2	71.6	410.0	2.1	10,068	Boeun-gun
24	71	4	0	0.0	0.0	1.6	21.1	77.3	26.6	68.0	5.5	4.9	62.2	320.7	1.3	9,352	Yeongdong-gun
4	16	2	0	0.0	2.4	9.8	34.1	53.7	26.8	58.5	14.6	5.0	67.5	359.8	2.0	9,129	Okcheon-gun
29	71	14	7	1.1	6.7	15.6	48.9	26.1	18.1	56.0	24.3	6.2	75.4	439.0	2.7	10,569	Eumseong-gun
4	3	0	0	0.0	11.1	0.0	11.1	77.8	55.6	44.4	0.0	4.4	74.8	323.7	1.7	7,289	Jecheon-si
4	11	4	0	1.6	0.0	6.5	61.3	30.6	11.3	54.8	33.9	6.0	72.4	450.2	2.1	11,155	Jeungpyeong-gun
10	51	10	4	1.9	7.0	19.7	36.2	33.3	7.5	55.9	34.7	7.0	72.4	428.7	2.7	10,911	Jincheon-gun
34	63	8	3	1.4	4.1	9.2	48.3	36.0	21.9	62.0	15.1	5.7	73.3	421.6	2.3	10,504	Sangdang-gu, Cheongju-si
1	20	4	0	0.0	0.0	5.4	27.0	67.6	2.7	62.2	35.1	6.5	70.0	420.2	1.5	9,423	Seowon-gu, Cheongju-si
95	384	68	1	0.7	2.1	8.9	44.7	43.5	16.3	67.4	16.2	5.6	70.5	415.1	2.0	10,369	Cheongwon-gu, Cheongju-si
42	130	20	6	0.6	1.2	9.5	28.1	58.7	19.9	60.6	17.7	5.8	71.7	379.7	1.8	9,294	Heungdeok-gu, Cheongju-si
15	33	12	5	0.0	1.8	9.1	49.7	36.4	17.0	53.3	26.7	6.4	75.8	446.0	2.2	10,389	Chungju-si
1,187	4,552	970	113	0.7	2.8	8.8	40.9	46.1	14.1	62.9	22.2	5.8	70.0	415.8	2.0	10,317	Chungcheongnam-do
39	98	12	2	1.6	1.2	5.8	32.7	58.0	30.0	59.1	10.1	5.0	69.2	373.7	1.8	9,783	Gongju-si
23	87	30	1	0.5	4.8	16.5	52.9	25.1	10.0	58.6	31.2	6.8	73.9	448.2	2.6	10,865	Geumsan-gun
24	97	5	3	0.5	3.2	7.8	29.7	57.5	16.4	74.4	7.8	4.4	68.5	406.0	1.9	10,257	Nonsan-si
90	382	110	29	0.2	1.8	4.0	23.3	67.2	14.5	63.9	18.2	4.7	61.3	338.5	1.6	9,596	Dangjin-gun
103	393	54	5	0.9	2.4	7.2	34.0	55.0	15.9	67.7	15.9	5.2	67.4	399.1	1.9	10,352	Boryeong-si
89	218	36	3	1.9	3.1	10.1	47.9	36.6	22.5	62.3	14.9	5.6	70.1	406.2	2.3	10,697	Buyeo-gun
23	79	10	3	0.0	0.0	0.8	7.2	89.6	20.8	67.2	9.6	4.0	57.1	297.8	1.1	8,419	Seosan-si
2	16	1	2	0.0	0.0	0.0	22.2	70.4	7.4	74.1	11.1	4.3	66.2	361.2	1.4	9,412	Seocheon-gun
90	227	52	7	0.4	1.6	8.5	38.0	50.5	17.8	61.4	19.8	5.9	70.9	404.9	1.9	10,183	Asan-si
166	709	114	13	0.3	2.0	7.0	35.9	54.0	13.8	64.0	21.5	5.7	69.8	412.8	1.8	10,406	Yesan-gun
31	125	31	5	1.6	3.3	9.3	43.2	41.5	10.2	57.9	30.8	6.7	72.2	437.9	2.2	10,623	Cheonan-si
418	1,850	453	36	0.7	3.1	9.7	45.4	40.5	12.2	62.5	24.8	5.9	71.2	433.9	2.1	10,280	Seobuk-gu, Cheonan-si
24	76	17	2	0.4	2.4	9.1	41.3	46.1	14.2	61.0	24.0	6.1	70.2	393.6	2.0	10,119	Cheongyang-gun
12	26	1	1	1.8	1.8	5.4	19.6	69.6	28.6	58.9	10.7	4.4	66.5	348.9	1.6	9,394	Taeon-gun
53	169	44	1	0.2	2.6	7.3	40.1	49.6	12.1	62.9	24.8	6.1	69.7	403.1	1.9	10,796	Hongseong-gun
635	2,011	310	41	0.6	1.7	5.6	39.6	51.8	20.1	64.4	14.7	5.8	69.4	397.7	1.8	10,350	Jeollabuk-do
46	174	22	25	0.0	0.0	1.1	27.9	64.4	17.3	64.6	11.4	4.4	65.1	368.2	1.4	9,450	Gochang-gun
2	4	1	0	0.0	9.5	9.5	47.6	33.3	19.0	52.4	28.6	6.2	76.3	410.3	2.6	10,984	Gunsan-si
3	20	4	0	0.0	3.8	5.8	38.5	51.9	7.7	59.6	32.7	6.8	72.3	407.4	1.9	10,036	Gimje-si
188	678	157	2	0.9	2.3	8.2	44.6	43.9	16.6	63.1	20.2	6.4	71.0	413.8	2.0	10,574	Namwon-si
1	6	2	0	0.0	0.0	6.9	62.1	31.0	6.9	58.6	34.5	7.6	72.2	433.9	2.1	10,366	Muju-gun
10	23	2	0	0.0	1.6	0.0	43.8	54.7	26.6	68.8	4.7	5.2	69.3	389.9	1.6	10,138	Buan-gun

Note) 1. Aggregation is based on farm address of animal products traceability

2. According to reorganized administrative district at July 1, 2023, Gunwi-gun Changed from Gunwi-gun, Gyeongsangbuk-do to Gunwi-gun, Daegu Metropolitan City

시·도(시·군·구)별 등급판정 결과

(단위: 두, 농장수)

지역	판 정 두 수				출하 농장수 farm	등 급 판 정 결 과												Grade		
	계	암	수	거세		1**A	1**B	1**C	1*A	1*B	1*C	1A	1B	1C	2A	2B	2C			
순창군	15	15	0	0	7	0	0	0	0	1	0	0	0	0	1	2	0			
완주군	983	30	7	946	32	0	3	0	3	5	0	9	18	4	100	210	35			
익산시	1,193	26	2	1,165	20	1	1	0	3	7	1	12	24	6	121	281	53			
임실군	129	48	13	68	31	0	0	0	0	0	0	0	1	1	2	10	6			
장수군	114	0	0	114	3	1	5	0	0	6	0	0	9	4	3	26	14			
정읍시	368	88	5	275	43	0	0	1	2	8	4	3	18	5	22	109	29			
진안군	28	12	0	16	9	0	0	0	0	0	0	0	0	2	0	6	5			
전남 전체	2,301	875	60	1,366	228	1	7	6	4	14	15	9	56	40	98	304	158			
강진군	33	7	1	25	4	0	0	0	0	0	0	0	0	0	0	1	0			
고흥군	38	20	0	18	8	0	1	0	0	1	0	0	2	0	1	6	5			
곡성군	38	16	0	22	10	0	1	0	0	0	2	1	2	0	3	4	3			
광양시	15	4	0	11	4	0	0	0	1	0	0	0	0	0	0	1	3			
구례군	23	7	1	15	3	0	0	2	0	0	3	0	0	3	0	2	3			
나주시	680	230	11	439	44	0	0	1	1	2	3	1	9	9	34	83	27			
담양군	3	3	0	0	3	0	0	0	0	0	0	1	0	0	0	0	0			
무안군	262	136	14	112	14	0	0	0	0	2	0	0	2	3	13	23	8			
보성군	37	21	0	16	9	0	0	0	0	0	0	0	2	0	5	3	2			
순천시	172	14	10	148	21	0	0	2	0	5	0	0	9	8	6	35	35			
영광군	73	66	3	4	17	0	1	0	0	0	0	0	3	0	0	5	4			
영암군	343	240	7	96	24	0	0	0	1	1	2	2	6	3	16	35	17			
장성군	16	10	0	6	4	0	0	0	0	0	1	0	1	0	1	3	0			
정흥군	43	7	0	36	5	0	0	0	0	0	0	0	2	0	1	7	4			
함평군	344	62	6	276	30	1	1	1	0	0	3	2	11	4	13	55	26			
해남군	63	17	4	42	17	0	1	0	1	1	0	2	2	1	4	16	7			
화순군	118	15	3	100	11	0	2	0	0	2	1	0	5	9	1	25	14			
경북 전체	14,152	1,056	157	12,939	564	32	85	54	70	304	198	188	977	657	729	3,910	2,177			
경산시	637	134	8	495	45	3	0	1	1	4	5	12	43	14	45	153	46			
경주시	855	165	25	665	100	0	6	5	1	22	12	7	36	44	34	203	100			
고령군	368	30	3	335	16	0	3	1	4	9	3	11	35	24	23	97	49			
구미시	4,065	64	9	3,992	89	9	33	20	16	85	86	44	300	231	165	1,191	837			
김천시	1,497	127	35	1,335	53	2	10	5	6	35	16	16	90	84	65	405	218			
문경시	899	74	3	822	22	1	5	1	5	18	10	12	72	49	38	221	170			
봉화군	8	1	0	7	2	0	0	0	0	0	0	1	0	0	0	2	0			
상주시	1,639	102	15	1,522	49	2	6	7	11	33	12	37	108	54	121	504	216			
성주군	140	29	6	105	17	0	0	0	0	4	1	1	8	4	12	32	20			
안동시	656	17	3	636	19	1	2	3	3	13	6	6	39	23	36	227	102			
영덕군	39	25	5	9	6	0	0	0	0	0	0	0	1	0	1	4	4			
영양군	28	0	28	0	1	0	0	0	0	0	0	0	0	0	0	0	0			

주) 1. 축산물 이력제 농장 주소 기준 집계

2. 2023년 7월 군위군 행정구역 개편에 따라 대구광역시 관할구역으로 변경(경상북도 군위군 → 대구광역시 군위군)

(unit : head, farm)

				육질등급 출현율 (Percentage by quality grade)					육량등급 출현율 (Percentage by yield grade)			평 균					region
3A	3B	3C	D	1 ⁺⁺	1 ⁺	1	2	3	A	B	C	등지방 두께	등심 단면적	도체 중량	근내 지방도	경락가격	
2	9	0	0	0.0	6.7	0.0	20.0	73.3	20.0	80.0	0.0	3.5	63.7	302.2	1.5	-	Sunchang-gun
155	392	47	2	0.3	0.8	3.2	35.1	60.4	27.2	63.9	8.7	5.7	68.5	384.2	1.6	10,081	Wanju-gun
169	468	43	3	0.2	0.9	3.5	38.1	57.0	25.6	65.5	8.6	5.4	67.3	380.2	1.7	10,357	Iksan-si
23	72	7	7	0.0	0.0	1.6	14.0	79.1	19.4	64.3	10.9	4.7	67.1	363.8	1.2	9,793	Imsil-gun
10	28	8	0	5.3	5.3	11.4	37.7	40.4	12.3	64.9	22.8	6.8	75.3	450.1	2.5	10,880	Jangsu-gun
25	127	13	2	0.3	3.8	7.1	43.5	44.8	14.1	71.2	14.1	5.6	71.0	411.0	2.0	10,438	Jeongeup-si
1	10	4	0	0.0	0.0	7.1	39.3	53.6	3.6	57.1	39.3	6.8	69.4	410.9	1.7	10,899	Jinan-gun
289	1,057	163	80	0.6	1.4	4.6	24.3	65.6	17.4	62.5	16.6	5.2	67.4	381.7	1.6	9,392	Jeollanam-do
3	22	2	5	0.0	0.0	0.0	3.0	81.8	9.1	69.7	6.1	1.8	52.4	265.4	1.0	6,721	Gangjin-gun
5	14	2	1	2.6	2.6	5.3	31.6	55.3	15.8	63.2	18.4	5.7	70.6	389.1	1.9	9,262	Goheung-gun
6	12	4	0	2.6	5.3	7.9	26.3	57.9	26.3	50.0	23.7	5.9	74.7	427.0	2.0	10,309	Gokseong-gun
0	9	1	0	0.0	6.7	0.0	26.7	66.7	6.7	66.7	26.7	5.6	72.9	435.5	1.8	9,414	Gwangyang-si
2	6	2	0	8.7	13.0	13.0	21.7	43.5	8.7	34.8	56.5	9.9	77.3	472.1	2.9	10,281	Gurye-gun
104	341	36	29	0.1	0.9	2.8	21.2	70.7	20.6	64.0	11.2	4.5	66.2	365.2	1.4	9,022	Naju-si
0	2	0	0	0.0	0.0	33.3	0.0	66.7	33.3	66.7	0.0	3.7	64.3	286.7	2.0	-	Damyang-gun
42	139	19	11	0.0	0.8	1.9	16.8	76.3	21.0	63.4	11.5	4.2	64.0	358.1	1.3	9,119	Muan-gun
3	18	0	4	0.0	0.0	5.4	27.0	56.8	21.6	62.2	5.4	4.0	66.3	362.2	1.7	9,574	Boseong-gun
10	42	17	3	1.2	2.9	9.9	44.2	40.1	9.3	52.9	36.0	7.0	72.8	446.7	2.1	10,613	Suncheon-si
7	35	15	3	1.4	0.0	4.1	12.3	78.1	9.6	60.3	26.0	5.7	64.0	341.5	1.5	8,299	Yeonggwang-gun
41	185	20	14	0.0	1.2	3.2	19.8	71.7	17.5	66.2	12.2	4.9	65.7	356.8	1.4	8,800	Yeongam-gun
1	8	0	1	0.0	6.3	6.3	25.0	56.3	12.5	75.0	6.3	8.0	80.3	381.4	1.9	-	Jangseong-gun
3	22	4	0	0.0	0.0	4.7	27.9	67.4	9.3	72.1	18.6	4.5	60.1	379.5	1.6	9,787	Jangheung-gun
55	141	25	6	0.9	0.9	4.9	27.3	64.2	20.6	60.5	17.2	5.7	69.9	404.0	1.6	10,007	Hampyeong-gun
3	20	3	2	1.6	3.2	7.9	42.9	41.3	15.9	63.5	17.5	6.6	73.3	404.6	2.2	9,733	Haenam-gun
4	41	13	1	1.7	2.5	11.9	33.9	49.2	4.2	63.6	31.4	6.0	68.0	442.2	2.1	10,581	Hwasun-gun
832	2,992	893	54	1.2	4.0	12.9	48.2	33.3	13.1	58.4	28.1	6.6	73.9	441.7	2.4	10,708	Gyeongsangbuk-do
78	212	17	3	0.6	1.6	10.8	38.3	48.2	21.8	64.7	13.0	5.8	73.4	401.0	2.1	10,104	Gyeongsan-si
61	264	51	9	1.3	4.1	10.2	39.4	44.0	12.0	62.1	24.8	6.6	74.0	432.6	2.2	10,475	Gyeongju-si
16	74	17	2	1.1	4.3	19.0	45.9	29.1	14.7	59.2	25.5	6.6	80.7	473.7	2.6	10,790	Goryeong-gun
111	625	300	12	1.5	4.6	14.1	53.9	25.5	8.5	55.0	36.3	6.9	73.2	453.9	2.6	10,894	Gumi-si
81	325	128	11	1.1	3.8	12.7	46.0	35.7	11.4	57.8	30.1	6.5	72.5	439.0	2.3	10,707	Gimcheon-si
25	199	72	1	0.8	3.7	14.8	47.7	32.9	9.0	57.3	33.6	7.0	74.6	451.6	2.4	10,875	Mungyeong-si
1	4	0	0	0.0	0.0	12.5	25.0	62.5	25.0	75.0	0.0	3.4	65.1	379.1	1.6	7,749	Bonghwa-gun
116	324	88	0	0.9	3.4	12.1	51.3	32.2	17.5	59.5	23.0	6.6	75.0	437.3	2.4	10,531	Sangju-si
23	31	4	0	0.0	3.6	9.3	45.7	41.4	25.7	53.6	20.7	6.1	76.0	421.6	2.0	10,469	Seongju-gun
28	126	41	0	0.9	3.4	10.4	55.6	29.7	11.3	62.0	26.7	6.4	73.8	445.5	2.4	11,047	Andong-si
4	19	2	4	0.0	0.0	2.6	23.1	64.1	12.8	61.5	15.4	4.9	66.8	336.3	1.5	8,534	Yeongdeok-gun
13	6	4	5	0.0	0.0	0.0	0.0	82.1	46.4	21.4	14.3	2.9	77.7	514.0	1.0	4,938	Yeongyang-gun

Note) 1. Aggregation is based on farm address of animal products traceability.

2. According to reorganized administrative district at July 1, 2023, Gunwi-gun Changed from Gunwi-gun, Gyeongsangbuk-do to Gunwi-gun, Daegu Metropolitan City

시·도(시·군·구)별 등급판정 결과

(단위: 두, 농장수)

지역	판 정 두 수				출하 농장수 farm	등 급 판 정 결 과												Grade		
	계	암	수	거세		1**A	1**B	1**C	1*A	1*B	1*C	1A	1B	1C	2A	2B	2C			
영주시	187	40	0	147	16	2	0	1	4	2	3	3	21	7	18	46	37			
영천시	691	112	1	578	34	2	0	2	3	6	4	4	13	8	34	118	25			
예천군	1,603	24	3	1,576	23	8	12	6	11	55	30	18	141	92	74	495	270			
의성군	263	1	1	261	6	1	5	0	1	11	2	14	33	8	22	79	20			
청도군	83	19	1	63	18	0	0	2	1	0	0	0	4	2	4	17	10			
청송군	9	2	0	7	5	0	0	0	0	0	0	0	0	2	0	1	2			
칠곡군	308	45	8	255	17	1	2	0	3	3	5	2	24	6	15	74	27			
포항시 남구	36	9	0	27	6	0	0	0	0	1	1	0	0	0	7	10	7			
포항시 북구	141	36	3	102	20	0	1	0	0	3	2	0	9	5	15	31	17			
경북 전체	2,127	324	171	1,632	251	2	20	9	14	42	37	25	104	113	103	479	291			
거창군	476	12	2	462	12	0	10	4	3	18	21	5	43	54	14	103	87			
고성군	74	29	26	19	26	0	0	0	0	0	0	0	0	1	2	7	5			
김해시	200	75	1	124	26	0	0	1	1	5	2	3	8	5	8	37	28			
남해군	90	3	5	82	4	0	1	0	0	2	3	0	2	10	1	30	25			
밀양시	199	20	5	174	14	2	2	1	1	5	2	4	15	14	10	45	32			
사천시	136	11	20	105	18	0	1	0	1	2	3	1	4	5	8	34	29			
산청군	247	14	6	227	13	0	4	3	2	3	2	3	14	12	16	81	34			
양산시	15	6	0	9	6	0	0	0	0	0	0	0	0	0	0	3	0			
의령군	52	11	8	33	12	0	0	0	0	1	0	1	2	0	3	10	10			
진주시	134	19	17	98	19	0	0	0	0	1	0	3	5	3	10	41	14			
창녕군	181	78	1	102	23	0	2	0	6	1	2	4	5	2	22	39	7			
창원시 마산합포구	15	3	5	7	7	0	0	0	0	0	0	0	0	0	0	0	0			
창원시 성산구	7	0	1	6	1	0	0	0	0	0	0	0	0	0	0	1	2			
창원시 의창구	45	12	10	23	14	0	0	0	0	1	2	1	2	3	1	7	8			
하동군	79	5	19	55	18	0	0	0	0	0	0	0	0	1	1	3	1			
함안군	44	16	23	5	23	0	0	0	0	0	0	0	0	0	0	2	0			
함양군	126	9	18	99	12	0	0	0	0	2	0	0	4	3	7	35	8			
합천군	7	1	4	2	3	0	0	0	0	1	0	0	0	0	0	1	1			
제주 전체	147	35	50	62	44	1	1	1	0	1	3	0	4	4	7	8	8			
서귀포시	48	12	33	3	9	0	1	0	0	0	1	0	0	1	0	0	1			
제주시	99	23	17	59	35	1	0	1	0	1	2	0	4	3	7	8	7			

주) 1. 축산물 이력제 농장 주소 기준 집계

2. 2023년 7월 군위군 행정구역 개편에 따라 대구광역시 관할구역으로 변경(경상북도 군위군 → 대구광역시 군위군)

(unit : head, farm)

				육질등급 출현율 (Percentage by quality grade)					육량등급 출현율 (Percentage by yield grade)			평 균					region
3A	3B	3C	D	1 ⁺⁺	1 ⁺	1	2	3	A	B	C	등지방 두께	등심 단면적	도체 중량	근내 지방도	경락가액	
3	32	8	0	1.6	4.8	16.6	54.0	23.0	16.0	54.0	29.9	6.8	73.8	426.4	2.6	10,733	Yeongju-si
167	273	32	0	0.6	1.9	3.6	25.6	68.3	30.4	59.3	10.3	5.1	73.6	415.3	1.6	10,081	Yeongcheon-si
42	252	95	2	1.6	6.0	15.7	52.3	24.3	9.5	59.6	30.8	7.1	74.5	449.1	2.6	11,157	Yecheon-gun
12	37	16	2	2.3	5.3	20.9	46.0	24.7	19.0	62.7	17.5	6.3	74.3	429.0	2.8	10,386	Uiseong-gun
10	30	2	1	2.4	1.2	7.2	37.3	50.6	18.1	61.4	19.3	6.3	75.3	437.8	1.9	10,089	Cheongdo-gun
0	3	0	1	0.0	0.0	22.2	33.3	33.3	0.0	44.4	44.4	8.0	83.1	488.9	2.5	9,264	Cheongsong-gun
29	111	6	0	1.0	3.6	10.4	37.7	47.4	16.2	69.5	14.3	5.6	73.2	417.4	2.1	10,304	Chilgok-gun
2	7	1	0	0.0	5.6	0.0	66.7	27.8	25.0	50.0	25.0	6.2	76.9	441.7	2.0	9,833	Nam-gu, Pohang-si
10	38	9	1	0.7	3.5	9.9	44.7	40.4	17.7	58.2	23.4	6.4	73.6	423.1	2.1	10,339	Buk-gu, Pohang-si
201	534	139	14	1.5	4.4	11.4	41.0	41.1	16.2	55.4	27.7	6.6	75.8	442.8	2.3	9,959	Gyeongsangnam-do
12	78	24	0	2.9	8.8	21.4	42.9	23.9	7.1	52.9	39.9	7.7	75.9	469.0	3.0	10,873	Geochang-gun
15	33	9	2	0.0	0.0	1.4	18.9	77.0	23.0	54.1	20.3	5.0	71.9	392.9	1.3	7,574	Goseong-gun
18	63	19	2	0.5	4.0	8.0	36.5	50.0	15.0	56.5	27.5	7.6	78.5	435.9	2.0	10,044	Gimhae-si
4	10	1	1	1.1	5.6	13.3	62.2	16.7	5.6	50.0	43.3	8.4	80.6	499.6	2.6	10,242	Namhae-gun
12	45	9	0	2.5	4.0	16.6	43.7	33.2	14.6	56.3	29.1	7.1	74.5	430.4	2.5	9,878	Miryang-si
12	27	9	0	0.7	4.4	7.4	52.2	35.3	16.2	50.0	33.8	6.8	77.6	473.7	2.3	10,046	Sacheon-si
19	43	11	0	2.8	2.8	11.7	53.0	29.6	16.2	58.7	25.1	6.7	78.1	460.6	2.5	10,838	Sancheong-gun
1	10	0	1	0.0	0.0	0.0	20.0	73.3	6.7	86.7	0.0	5.1	63.2	365.9	1.3	8,389	Yangsang-si
6	15	3	1	0.0	1.9	5.8	44.2	46.2	19.2	53.8	25.0	5.1	72.4	438.0	2.0	10,055	Uiryeong-gun
12	34	7	4	0.0	0.7	8.2	48.5	39.6	18.7	60.4	17.9	5.8	77.0	445.1	2.0	10,002	Jinju-si
19	59	13	0	1.1	5.0	6.1	37.6	50.3	28.2	58.6	13.3	5.9	74.3	395.1	2.0	9,626	Changnyeong-gun
7	7	1	0	0.0	0.0	0.0	0.0	100.0	46.7	46.7	6.7	3.7	77.5	410.7	1.0	8,216	Masanhappo-gu, Changwon-si
3	1	0	0	0.0	0.0	0.0	42.9	57.1	42.9	28.6	28.6	5.6	76.3	441.0	1.4	9,762	Seongsan-gu, Changwon-si
5	14	1	0	0.0	6.7	13.3	35.6	44.4	15.6	53.3	31.1	8.3	77.4	443.9	2.3	9,407	Uichang-gu, Changwon-si
31	40	2	0	0.0	0.0	1.3	6.3	92.4	40.5	54.4	5.1	3.6	74.7	412.1	1.1	7,964	Hadong-gun
12	22	6	2	0.0	0.0	0.0	4.5	90.9	27.3	54.5	13.6	4.6	74.2	418.6	1.1	7,382	Haman-gun
13	30	24	0	0.0	1.6	5.6	39.7	53.2	15.9	56.3	27.8	5.2	70.4	402.2	1.8	9,555	Hamyang-gun
0	3	0	1	0.0	14.3	0.0	28.6	42.9	0.0	71.4	14.3	4.0	79.2	433.2	2.3	8,923	Hapcheon-gun
4	50	52	3	2.0	2.7	5.4	15.6	72.1	8.2	43.5	46.3	4.6	62.7	330.3	1.7	8,153	Jeju-do
0	6	36	2	2.1	2.1	2.1	2.1	87.5	0.0	14.6	81.3	3.6	56.5	258.6	1.4	8,413	Seogwipo-si
4	44	16	1	2.0	3.0	7.1	22.2	64.6	12.1	57.6	29.3	5.0	65.6	363.9	1.9	8,121	Jeju-si

Note) 1. Aggregation is based on farm address of animal products traceability.

2. According to reorganized administrative district at July 1, 2023, Gunwi-gun Changed from Gunwi-gun, Gyeongsangbuk-do to Gunwi-gun, Daegu Metropolitan City

2024
축산물등급판정 통계연보

2024 Animal Products Grading Statistical Yearbook

II

돼지

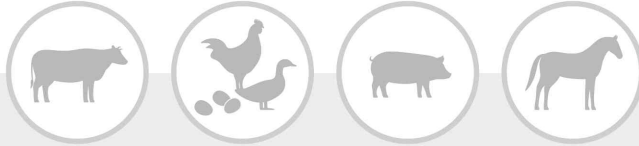
Pig



2024

축산물등급판정 통계연보

2024 Animal Products Grading Statistical Yearbook



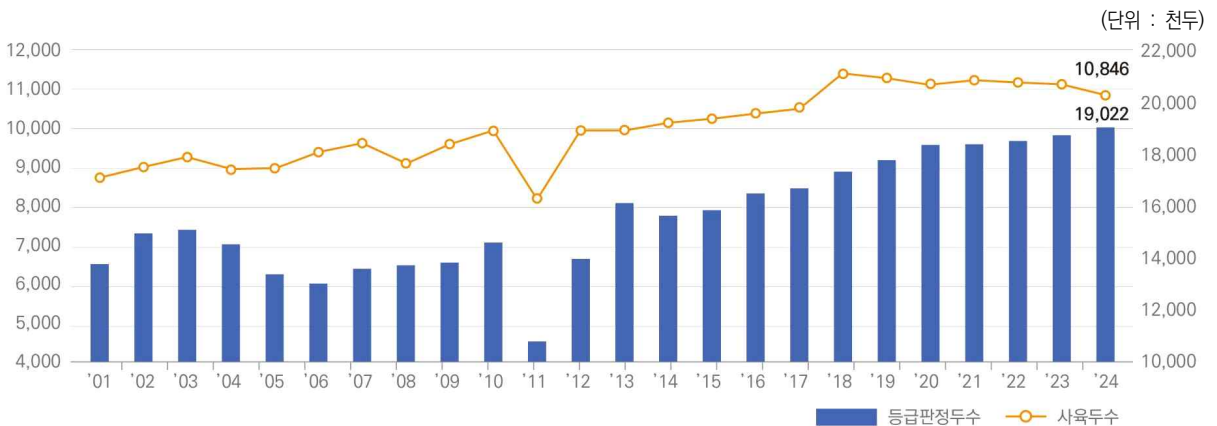
해설편

1. 사육, 도축, 판정두수
2. 등급판정 현황
3. 성별, 등급별 출현율
4. 도축장별 등급판정 결과
5. 도매시장 경락가격
6. 도체성적 상세분석
7. 부위별 정육생산 추정량
8. 도축장 소재지별 가축(돼지) 이동현황
9. 시·도별 등급판정 결과

1. 사육, 도축, 판정두수

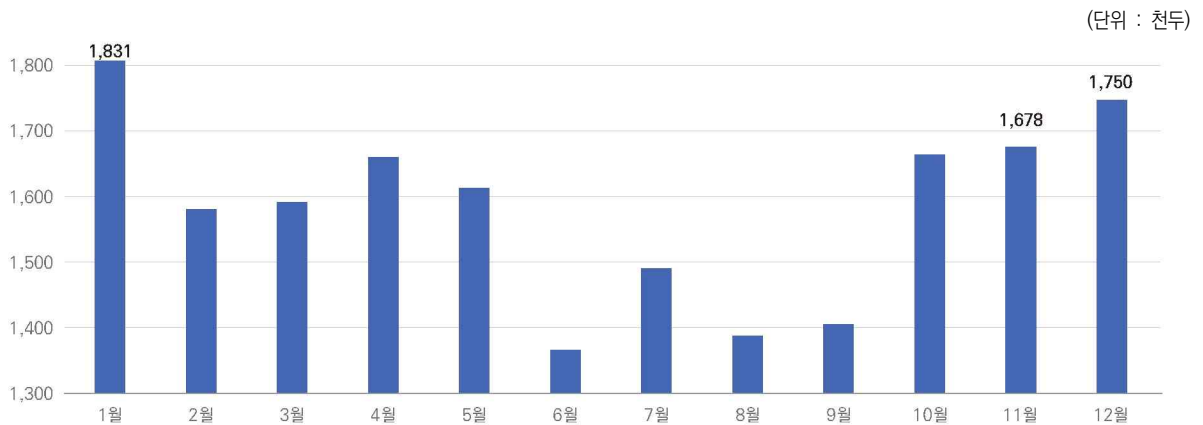
■ '24년 돼지도체 등급판정두수는 19,022,481두로 '24년 4/4분기 사육두수⁵⁾ (10,845,848두) 대비 171.5%의 판정률을 보였으며, 전년 판정률(168.6%) 대비 2.9%p 증가[표 2-1]

○ 판정률 : ('20) 162.4 → ('21) 165.8 → ('22) 165.3 → ('23) 168.6 → ('24) 171.5



[그림 2-1] 사육두수 및 등급판정두수

■ 월별 등급판정두수는 1월(1,831천두), 12월(1,750), 11월(1,678) 순으로 많았음[그림 2-2]



[그림 2-2] 월별 등급판정두수

5) 사육두수는 통계청 가축동향조사(2024. 4/4분기) 발표수치임

[표 2-1] 연도별 사육, 도축, 등급판정두수

(단위 : 두, %)

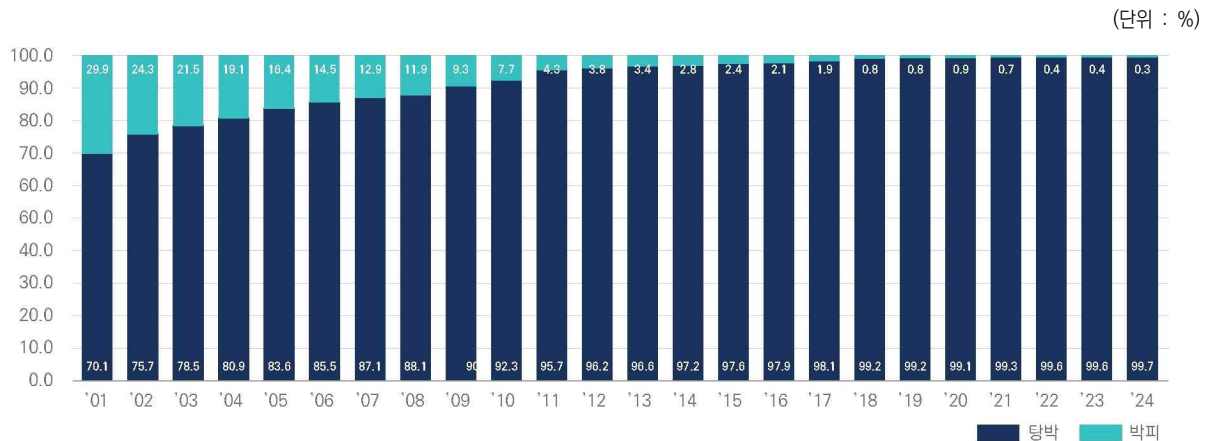
연도	사육두수 (A)	도축두수			등급판정두수				C/B	C/A
		계(B)	암	수	계(C)	암	수	거세		
1992	5,462,683	9,489,513	4,623,642	4,865,871	873,000	438,665	412,774	21,561	9.2	17.3
1993	5,927,504	9,678,544	4,683,393	4,995,151	1,807,087	997,503	768,373	41,211	18.7	33.1
1994	5,955,429	9,838,736	4,902,150	4,936,586	2,761,314	1,444,909	1,231,006	85,399	28.1	46.6
1995	6,461,179	10,178,072	5,070,289	5,107,783	4,998,905	2,580,073	2,177,386	241,446	49.1	83.9
1996	6,515,773	10,793,502	5,104,811	5,688,691	6,116,610	3,150,974	2,466,367	499,269	56.7	94.7
1997	7,095,852	10,917,659	5,150,266	5,767,393	7,545,562	3,673,607	2,663,900	1,208,055	69.1	115.8
1998	7,543,777	12,630,829	5,921,137	6,709,692	9,784,355	4,623,630	2,075,179	3,085,546	77.5	137.9
1999	7,863,655	12,577,267	6,048,827	6,528,440	10,557,034	5,040,233	1,147,375	4,369,426	83.9	139.9
2000	8,214,369	13,293,052	6,583,194	6,709,858	11,186,823	5,340,088	658,364	5,188,371	84.2	142.3
2001	8,719,851	14,324,271	7,339,192	6,985,079	13,816,765	6,736,989	520,977	6,558,799	96.5	168.2
2002	8,974,403	15,338,432	7,634,394	7,704,038	14,982,557	7,343,741	396,132	7,242,684	97.7	171.8
2003	9,230,677	15,286,616	7,677,813	7,608,803	15,133,071	7,521,860	338,912	7,272,299	99.0	168.6
2004	8,908,456	14,620,246	7,401,497	7,218,749	14,574,825	7,281,030	253,500	7,040,295	99.7	157.9
2005	8,961,505	13,464,995	6,792,148	6,672,847	13,432,562	6,723,917	211,562	6,497,083	99.8	150.8
2006	9,382,039	13,003,286	6,589,143	6,414,143	13,072,746	6,595,783	188,394	6,288,569	100.5	145.9
2007	9,605,831	13,674,849	6,963,314	6,711,535	13,611,855	6,947,214	178,030	6,486,611	99.5	145.1
2008	9,087,434	13,805,582	7,141,761	6,663,821	13,757,324	7,061,467	159,197	6,536,660	99.7	143.2
2009	9,584,903	13,918,628	7,093,900	6,824,728	13,888,063	6,986,782	143,227	6,758,054	99.8	152.8
2010	9,880,632	14,629,379	7,093,900	6,824,728	14,589,063	7,323,289	137,995	7,127,779	99.7	152.2
2011	8,170,979	10,833,042	5,830,801	5,002,241	10,818,691	5,318,318	99,844	5,400,529	99.9	109.5
2012	9,915,935	14,039,960	7,481,698	6,558,262	14,018,093	6,979,220	121,438	6,917,435	99.8	171.6
2013	9,912,204	16,130,447	8,473,812	7,656,635	16,107,821	8,093,568	118,865	7,895,388	99.9	162.4
2014	10,090,286	15,686,462	7,798,332	7,888,130	15,661,784	7,846,316	101,068	7,714,400	99.8	158.0
2015	10,186,898	15,906,502	8,071,959	7,834,543	15,884,114	7,958,509	93,078	7,832,527	99.9	157.4
2016	10,366,779	16,545,492	8,404,777	8,140,715	16,524,269	8,308,357	100,360	8,115,552	99.9	162.2
2017	10,513,803	16,729,662	8,095,338	8,634,324	16,712,758	8,415,110	101,643	8,196,005	99.9	161.2
2018	11,332,812	17,369,032	8,326,678	9,042,354	17,350,381	8,748,691	106,235	8,495,455	99.9	165.0
2019	11,279,894	17,825,249	8,577,701	9,247,548	17,812,764	8,990,306	97,595	8,724,863	99.9	157.2
2020	11,078,032	18,329,952	8,833,771	9,496,181	18,318,806	9,248,636	87,456	8,982,714	99.9	162.4
2021	11,216,566	18,382,767	8,991,600	9,391,167	18,371,658	9,280,871	84,100	9,006,687	99.9	165.8
2022	11,123,872	18,556,215	9,096,536	9,459,679	18,545,157	9,400,104	81,681	9,063,372	99.9	165.3
2023	11,089,026	18,767,479	9,192,320	9,575,159	18,758,976	9,509,506	83,007	9,166,463	100.0	168.6
2024	10,845,848	19,032,256	9,267,465	9,764,791	19,022,481	9,677,620	72,678	9,272,183	99.9	171.5

주) 1. 사육두수는 통계청 가축동향조사(2024.4/4분기), 도축두수는 농림축산식품부(2024) 발표수치임
 2. 1991년 성별 판정두수는 기재하지 않음
 3. 도축두수와 판정두수의 불일치는 전년연말 도축물량이 당해판정물량으로 집계되기 때문임(등급판정 제외 대상은 판정두수에서 제외됨)

2. 등급판정 현황

■ '24년 돼지도체 등급판정두수는 19,022,481두로 전년(18,758,976두)대비 263,505두 (1.4%) 증가[표 2-2]

○ 탕박비율 : ('20) 99.1 → ('21) 99.3 → ('22) 99.6 → ('23) 99.6 → ('24) 99.7



[그림 2-3] 연도별 탕박·박피 등급판정두수

■ 거세율은 99.2%로 전년(99.1%)대비 0.1%p 증가[표 2-2]

○ 거세율 : ('20) 99.0 → ('21) 99.1 → ('22) 99.1 → ('23) 99.1 → ('24) 99.2

■ 돼지 출하 농장수는 5,207개소로 전년(5,312개소)대비 105개(2.0%) 감소[표 2-2]

○ ('20) 5,580 → ('21) 5,556 → ('22) 5,397 → ('23) 5,312 → ('24) 5,207

■ 1,000두 미만 출하 농장수는 1,087개소로 전년(1,162개소)대비 6.5% 감소, 2,000두 이상 출하 농장수는 3,229개소로 전년(3,213개소)대비 0.5% 증가[표 2-2]

○ 1,000두 미만 6.5% 감소, 1,000두 이상 ~ 2,000두 미만 4.9% 감소, 2,000두 이상 ~ 3,000두 미만 2.9% 감소, 3,000두 이상 1.8% 증가

○ 농장당 평균 출하두수는 3,653두로 전년(3,531두) 대비 122두(3.5%) 증가

[표 2-2] 도축방법별 등급판정 결과

구분		2011	2012	2013	2014	2015	2016	2017	2018	2019	2020	2021	2022	2023	2024	전년대비 (%, %p)
전체(두)		10,818,691	14,018,093	16,107,821	15,661,784	15,884,114	16,524,269	16,712,758	17,360,381	17,812,764	18,318,806	18,371,658	18,545,157	18,758,976	19,022,481	1.4
박피		465,113	533,669	547,726	434,474	383,521	353,876	318,355	135,775	142,950	158,499	133,684	78,194	70,348	52,621	-25.2
탕박		10,353,578	13,484,424	15,560,095	15,227,310	15,500,593	16,170,393	16,394,403	17,214,606	17,669,814	18,160,307	18,237,974	18,466,963	18,688,628	18,969,860	1.5
박 피	두수	300,217	364,068	380,422	322,698	278,885	262,748	240,196	129,710	136,671	153,093	130,593	75,939	68,443	51,406	-24.9
	비율(%)	64.5	68.2	70	74.3	72.7	74.2	75.4	95.5	95.6	96.6	97.7	97.1	97.3	97.7	0.4
	두수	6,728	7,632	8,142	6,610	5,927	6,429	5,904	3,789	3,790	3,480	2,547	1,586	1,413	1,062	-24.8
	비율(%)	1.4	1.4	1.5	1.5	1.5	1.8	1.9	2.8	2.7	2.2	1.9	2.0	2.0	2.0	0.0
	두수	158,168	161,969	159,162	105,166	98,709	84,699	72,255	2,276	2,489	1,926	544	669	492	153	-68.9
	비율(%)	34.0	30.4	29.1	24.2	25.7	23.9	22.7	1.7	1.7	1.2	0.4	0.9	0.7	0.3	-0.4
	두수	5,018,101	6,615,152	7,713,146	7,523,618	7,679,624	8,045,609	8,174,914	8,618,981	8,853,635	9,095,543	9,150,278	9,324,165	9,441,063	9,626,214	2.0
	비율(%)	48.5	49.1	49.6	49.4	49.5	49.8	49.9	50.1	50.1	50.1	50.2	50.5	50.5	50.7	0.2
탕 박	두수	93,116	113,806	110,723	94,458	87,151	93,931	95,739	102,446	93,805	83,976	81,553	80,095	81,594	71,616	-12.2
	비율(%)	0.9	0.8	0.7	0.6	0.6	0.6	0.6	0.6	0.5	0.5	0.4	0.4	0.4	0.4	0.0
	두수	5,242,361	6,755,466	7,736,226	7,609,234	7,733,818	8,030,853	8,123,750	8,493,179	8,722,374	8,980,788	9,006,143	9,062,703	9,165,971	9,272,030	1.2
	비율(%)	50.6	50.1	49.7	50	49.9	49.7	49.6	49.3	49.4	49.5	49.4	49.1	49.0	48.9	-0.1
	거세율(%)	98.2	98.3	98.5	98.7	98.8	98.8	98.8	98.8	98.9	99.0	99.1	99.1	99.1	99.2	0.1
	출하농장(개소)	8,956	8,904	8,881	8,164	8,212	7,580	7,083	6,013	5,993	5,580	5,556	5,397	5,312	5,207	-2.0
	1000두미만 (개소)	5,862	5,432	5,028	4,344	4,074	3,362	2,906	1,735	1,701	1,311	1,372	1,208	1,162	1,087	-6.5
	1000~2000 미만	1,403	1,565	1,400	1,334	1,450	1,410	1,290	1,224	1,162	1,109	1,024	1,007	937	891	-4.9
규 모 별 농 가 수	2000~3000 미만	746	832	884	915	1,023	1,006	1,012	1,009	1,040	1,010	966	927	902	876	-2.9
	3000두이상	945	1,075	1,569	1,571	1,665	1,802	1,875	2,045	2,090	2,150	2,194	2,255	2,311	2,353	1.8
가구당 출하두수 (두)		1,203	1,382	1,793	1,918	1,934	2,180	2,360	2,886	2,972	3,283	3,307	3,436	3,531	3,653	3.5

주) 2018년부터 출하농가수에서 이력제 기준 농장수로 변경

3. 성별, 등급별 출현율

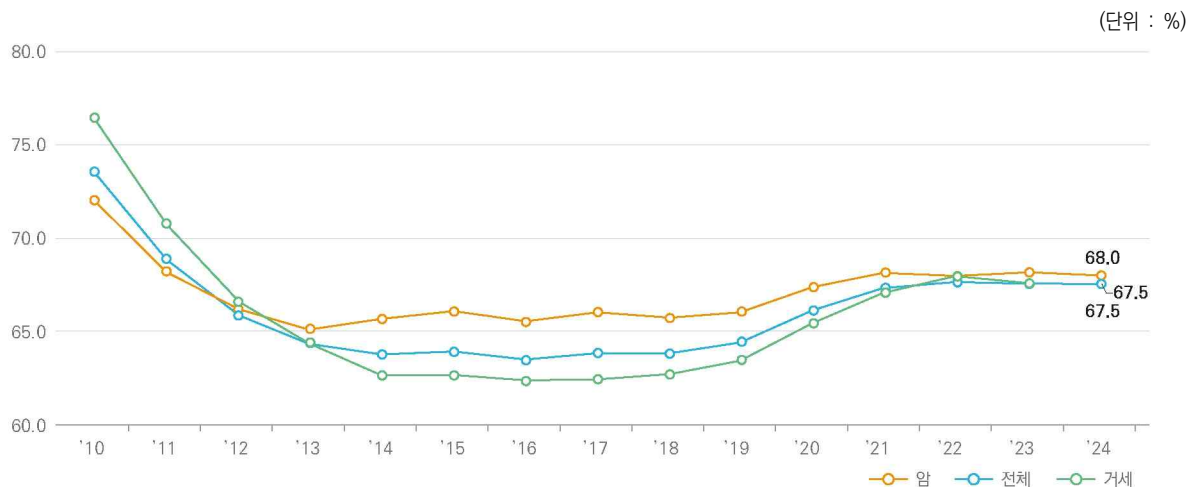
■ '24년 돼지도체 등급 출현율은 1⁺등급(33.6), 1등급(33.9), 2등급(28.6), 등외(3.9)로 나타남[표 2-4]

■ '24년도 1등급이상 출현율은 67.5%로 전년(67.5%)과 동일[표 2-3]

○ 전체 : ('20) 66.1 → ('21) 67.3 → ('22) 67.6 → ('23) 67.5 → ('24) 67.5

○ 암 : ('20) 67.4 → ('21) 68.1 → ('22) 67.9 → ('23) 68.1 → ('24) 68.0

○ 거세 : ('20) 65.4 → ('21) 67.1 → ('22) 67.9 → ('23) 67.5 → ('24) 67.5



[그림 2-4] 성별 1등급이상(1⁺포함) 출현율

[표 2-3] 성별 1등급이상 출현율

(단위 : %)

구분	2011	2012	2013	2014	2015	2016	2017	2018	2019	2020	2021	2022	2023	2024	전년대비 (%p)
전체	68.9	65.9	64.3	63.8	63.9	63.5	63.8	63.8	64.4	66.1	67.3	67.6	67.5	67.5	0.0
암	68.3	66.3	65.1	65.7	66.0	65.5	66.0	65.7	66.1	67.4	68.1	67.9	68.1	68.0	-0.1
거세	70.7	66.6	64.4	62.6	62.6	62.3	62.4	62.6	63.5	65.4	67.1	67.9	67.5	67.5	0.0

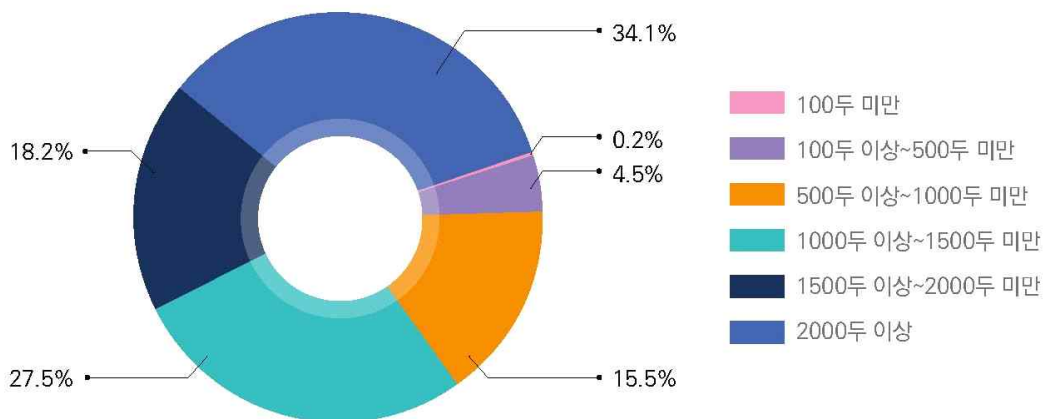
[표 2-4] 도축방법, 등급별 출현율

(단위 : 두, %)

년도	등급	구분	전체	박피				탕박			
				계	암	수	거세	계	암	수	거세
2022	전체	두수	18,545,157	78,194	75,939	1,586	669	18,466,963	9,324,165	80,095	9,062,703
		비율	100.0	100.0	100.0	100.0	100.0	100.0	100.0	100.0	100.0
	1 ⁺	두수	6,289,801	978	962	-	16	6,288,823	3,273,790	-	3,015,033
		비율	33.9	1.3	1.3	-	2.4	34.1	35.1	-	33.3
	1	두수	6,247,999	2,068	1,975	-	93	6,245,931	3,104,711	-	3,141,220
		비율	33.7	2.6	2.6	-	13.9	33.8	33.3	-	34.7
	2	두수	5,239,143	3,336	3,110	-	226	5,235,807	2,480,302	-	2,755,505
		비율	28.3	4.3	4.1	-	33.8	28.4	26.6	-	30.4
	등외	두수	768,214	71,812	69,892	1,586	334	696,402	465,362	80,095	150,945
		비율	4.1	91.8	92.0	100.0	49.9	3.8	5.0	100.0	1.7
2023	전체	두수	18,758,976	70,348	68,443	1,413	492	18,688,628	9,441,063	81,594	9,165,971
		비율	100.0	100.0	100.0	100.0	100.0	100.0	100.0	100.0	100.0
	1 ⁺	두수	6,291,182	792	760	-	32	6,290,390	3,305,117	-	2,985,273
		비율	33.5	1.1	1.1	-	6.5	33.7	35.0	-	32.6
	1	두수	6,365,408	1,604	1,523	-	81	6,363,804	3,163,990	-	3,199,814
		비율	33.9	2.3	2.2	-	16.5	34.1	33.5	-	34.9
	2	두수	5,347,127	3,029	2,733	-	296	5,344,098	2,511,016	-	2,833,082
		비율	28.5	4.3	4.0	-	60.2	28.6	26.6	-	30.9
	등외	두수	755,259	64,923	63,427	1,413	83	690,336	460,940	81,594	147,802
		비율	4.0	92.3	92.7	100.0	16.9	3.7	4.9	100.0	1.6
2024	전체	두수	19,022,481	52,621	51,406	1,062	153	18,969,860	9,626,214	71,616	9,272,030
		비율	100.0	100.0	100.0	100.0	100.0	100.0	100.0	100.0	100.0
	1 ⁺	두수	6,384,753	737	734	0	3	6,384,016	3,374,727	0	3,009,289
		비율	33.6	1.4	1.4	0.0	2.0	33.7	35.1	0.0	32.5
	1	두수	6,455,283	1,479	1,467	0	12	6,453,804	3,207,561	0	3,246,243
		비율	33.9	2.8	2.9	0.0	7.8	34.0	33.3	0.0	35.0
	2	두수	5,446,248	2,140	2,060	0	80	5,444,108	2,572,092	0	2,872,016
		비율	28.6	4.1	4.0	0.0	52.3	28.7	26.7	0.0	31.0
	등외	두수	736,197	48,265	47,145	1,062	58	687,932	471,834	71,616	144,482
		비율	3.9	91.7	91.7	100.0	37.9	3.6	4.9	100.0	1.6

4. 도축장별 등급판정 결과

- '24년 등급판정 시행 도축장은 67개소로 전년(68개소) 대비 1개소 감소[표 2-5]
- 전국 도축장별 일평균 판정두수는 1,177두로 전년(1,141두) 대비 36두(3.2%) 증가[표 2-5]
 - ('20) 1,024 → ('21) 1,059 → ('22) 1,118 → ('23) 1,141 → ('24) 1,177
- 일평균 판정두수가 1,000~1,500두인 도축장은 17개소로 전년(18개소) 대비 1개소 (5.6%) 감소하였으며, 전체 대비 점유율은 27.5%로 전년(30.0%) 대비 2.5%p 감소
 - 100두 미만(%) : ('20) 0.1 → ('21) 0.1 → ('22) 0.1 → ('23) 0.2 → ('24) 0.2
 - 100두 ~ 500두 : ('20) 7.6 → ('21) 4.8 → ('22) 4.7 → ('23) 5.3 → ('24) 4.5
 - 500두 ~ 1,000두 : ('20) 22.1 → ('21) 18.5 → ('22) 17.0 → ('23) 16.6 → ('24) 15.5
 - 1,000두 ~ 1,500두 : ('20) 20.9 → ('21) 28.4 → ('22) 26.5 → ('23) 30.0 → ('24) 27.5
 - 1,500두 ~ 2,000두 : ('20) 28.3 → ('21) 18.6 → ('22) 17.9 → ('23) 13.8 → ('24) 18.2
 - 2,000두 이상 : ('20) 21.1 → ('21) 29.5 → ('22) 33.8 → ('23) 34.1 → ('24) 34.1



[그림 2-5] 일평균 판정물량별 점유율

[표 2-5] 도축장 등급판정 규모별 판정결과

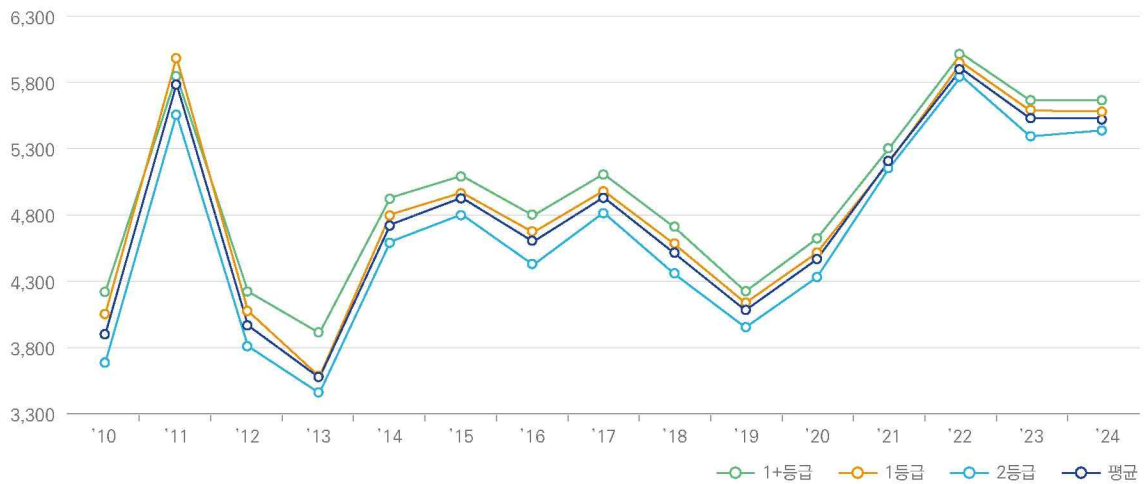
연도	전체			100두미만		100두 이상 ~500두 미만		500두 이상 ~1,000두 미만		1,000두 이상 ~1,500두 미만		1,500두 이상 ~2,000두 미만		2,000두 이상	
	개소수	일평균 판정두수	판정두수	개소수	%	개소수	%	개소수	%	개소수	%	개소수	%	개소수	%
2002	110	481	14,982,557	22	1.6	50	22.7	21	29.5	10	21.7	6	20.4	1	4.1
2003	108	494	15,133,071	23	2.0	51	25.0	16	24.2	11	24.7	5	16.4	2	7.7
2004	100	522	14,574,825	16	1.5	48	23.1	18	27.3	12	27.1	4	12.6	2	8.6
2005	97	527	13,432,562	10	0.8	51	24.8	16	24.6	13	30.2	6	19.5	-	-
2006	94	551	13,072,746	13	1.2	45	22.2	17	25.5	14	33.3	4	13.5	1	4.4
2007	88	639	13,611,855	9	1.0	38	17.7	18	22.9	15	33.0	5	13.2	3	12.2
2008	89	615	13,757,324	9	0.7	40	19.0	20	25.7	13	29.7	4	12.1	3	12.8
2009	88	626	13,888,063	11	0.7	33	14.8	25	31.9	11	24.8	6	19.0	2	8.8
2010	85	683	14,589,063	11	0.7	32	15.2	24	30.9	5	11.2	10	29.5	3	12.5
2011	80	553	10,818,691	7	0.5	41	24.8	20	33.0	8	24.1	3	11.0	1	6.6
2012	77	739	14,018,093	6	0.6	29	13.4	22	28.7	11	24.6	6	19.5	3	13.1
2013	76	863	16,107,821	6	0.5	24	10.6	20	22.3	12	23.3	9	23.8	5	19.5
2014	74	867	15,661,784	5	0.2	24	11.1	20	23.7	11	21.6	9	23.6	5	19.8
2015	71	904	15,884,114	3	0.1	24	11.4	19	24.1	12	23.4	8	21.2	5	19.8
2016	71	945	16,524,269	3	0.1	18	7.7	24	27.0	12	22.3	9	23.7	5	19.3
2017	71	965	16,712,758	3	0.1	18	7.9	21	22.2	14	25.8	10	24.6	5	19.4
2018	74	988	17,350,381	3	0.1	18	7.5	22	21.1	14	23.8	11	25.5	6	22.1
2019	73	1,005	17,812,764	2	0.1	22	9.6	17	19.1	16	27.2	8	18.5	8	25.5
2020	73	1,024	18,318,806	2	0.1	19	7.6	21	22.1	13	20.9	12	28.3	6	21.1
2021	71	1,059	18,371,658	2	0.1	14	4.8	20	18.5	18	28.4	8	18.6	9	29.5
2022	68	1,118	18,545,157	2	0.1	13	4.7	18	17.0	17	26.5	8	17.9	10	33.8
2023	68	1,141	18,758,976	3	0.2	14	5.3	17	16.6	18	30.0	6	13.8	10	34.1
2024	67	1,177	19,022,481	3	0.2	12	4.5	17	15.5	17	27.5	8	18.2	10	34.1

[표 2-7] 돼지도체(탕박) 등급별 경락가격(전국)

(단위 : 원/kg)

구분		⁶⁾ 2011	2012	⁷⁾ 2013	2014	2015	2016	2017	2018	2019	2020	2021	2022	2023	2024
야생 등급	1 ⁺	5,899	4,216	3,923	4,923	5,097	4,810	5,103	4,715	4,224	4,619	5,307	6,016	5,668	5,670
	1	5,990	4,082	3,581	4,807	4,989	4,674	4,984	4,588	4,134	4,537	5,211	5,955	5,597	5,584
	2	5,570	3,811	3,454	4,593	4,815	4,428	4,836	4,358	3,960	4,327	5,170	5,848	5,394	5,448
	3	4,837	-	-	-	-	-	-	-	-	-	-	-	-	-
규격 등급	A	6,073	4,151	3,484	-	-	-	-	-	-	-	-	-	-	-
	B	5,928	4,014	3,350	-	-	-	-	-	-	-	-	-	-	-
	C	5,566	3,811	3,117	-	-	-	-	-	-	-	-	-	-	-
	D	5,452	-	-	-	-	-	-	-	-	-	-	-	-	-
	등외	3,748	2,561	2,249	3,381	3,276	2,764	3,168	2,722	2,472	2,522	2,919	3,126	2,972	3,256
평균 (등외제외)		5,808	3,974	3,570	4,741	4,939	4,600	4,947	4,519	4,079	4,471	5,220	5,927	5,526	5,545

(단위 : 원/kg)



[그림 2-6] 돼지도체(탕박) 등급별 경락가격(전국)

- 6) 2011년 6월 1일부터 돼지등급판정기준이 육질 1⁺, 1, 2등급, 규격 A, B, C등급 및 등외로 개정
 7) 2013년 7월 1일부터 돼지등급판정기준이 육질과 규격등급이 통합되어 1⁺, 1, 2등급 및 등외로 개정

6. 도체성적 상세분석

- '24년 탕박 평균 도체중량은 87.8kg, 등지방두께는 21.1mm, 경락가격은 5,545원/kg으로 나타났으며, 박피 평균 도체중량은 86.6kg, 등지방두께는 17.9mm, 경락가격은 3,037원/kg으로 나타남[표 2-8], [표 2-9], [표 2-10]
- 탕박(전국) 평균 경락가격은 도체중량 76kg이상~80kg미만 구간에서 가장 높게(5,763원/kg) 나타났으며, 평균가격(5,545원/kg)대비 218원 높게 형성되었음[표 2-8]
- 탕박(제주제외) 평균 경락가격은 도체중량 87kg이상~94kg미만 구간에서 가장 높게(5,431원/kg) 나타났으며, 평균가격(5,239원/kg)대비 192원 높게 형성되었음[표 2-9]
- 박피(전국) 평균 경락가격은 도체중량 88kg이상 구간에서 가장 높게 (3,163원/kg) 나타났으며, 평균가격(3,037원/kg)대비 126원 높게 형성되었음[표 2-10]

(단위 : 원/kg)

구분	돈피	성별	체중구간	평균가격
전국	탕박	전체	76kg이상~80kg미만	5,763원/kg
		암	80kg이상~87KG미만	5,768원
		거세	76kg이상~80kg미만	5,697원
제주제외	탕박	전체	87kg이상~94kg미만	5,431원
		암	87kg이상~94kg미만	5,609원
		거세	80kg이상~87kg미만	5,256원
전국	박피	전체	88kg이상	3,163원
		암	88kg이상	3,107원
		거세	67kg이상~71kg미만	4,195원

주) 제주축산물공판장은 흑돼지가 포함되어 도체중 평균이 일반 도매시장보다 낮게 나타남
2018년부터 박피 경매가 탕박으로 전환됨(박피 경매가 일부 있음)

[표 2-8] 돼지도체(탕박) 성별, 도체중량대별 성적(전국)

구분	도체중량 구간	두수 (두)	경락가격 (원/kg)	도체중량 (kg)	등지방두께 (mm)	육질등급
전체	76kg미만	861,148	5,637	72.2	17.7	2.0
	76kg~80kg	1,197,996	5,763	77.8	18.6	2.0
	80kg~87kg	5,854,563	5,664	83.5	19.9	3.3
	87kg~94kg	7,115,585	5,501	89.7	21.6	3.4
	94kg~98kg	2,098,410	5,302	95.3	23.1	2.8
	98kg이상	1,842,158	4,890	100.9	24.6	2.0
	전체	18,969,860	5,545	87.8	21.1	3.1
암	76kg미만	422,800	5,670	72.2	16.6	2.0
	76kg~80kg	597,831	5,822	77.8	17.5	2.0
	80kg~87kg	2,954,389	5,768	83.5	18.8	3.3
	87kg~94kg	3,608,677	5,670	89.7	20.5	3.5
	94kg~98kg	1,026,074	5,489	95.3	21.9	2.9
	98kg이상	1,016,443	5,095	100.8	23.3	2.0
	전체	9,626,214	5,665	87.7	20.0	3.1
거세	76kg미만	428,127	5,599	72.2	18.8	2.0
	76kg~80kg	594,053	5,697	77.8	19.7	2.0
	80kg~87kg	2,881,656	5,549	83.5	21.0	3.3
	87kg~94kg	3,488,734	5,302	89.8	22.7	3.4
	94kg~98kg	1,066,222	5,073	95.3	24.2	2.8
	98kg이상	813,238	4,669	101.0	25.7	2.0
	전체	9,272,030	5,408	88.0	22.3	3.0

주) 1. 경락가격, 도체중량, 등지방두께는 등외등급을 제외한 평균임
 2. 도체중량대별 경락가격은 공식가격과 다를 수 있음
 3. 등외 제외된 육질 등급을 수치로 환산하여 계산(1 등급=4, 1등급=3, 2등급=2, 3등급=1)

[표 2-9] 돼지도체(탕박) 성별, 도체중량대별 성적(제주제외)

구분	도체중량 구간	두수 (두)	경락가격 (원/kg)	도체중량 (kg)	등지방두께 (mm)	육질등급
전체	76kg미만	614,591	4,593	72.4	16.6	2.0
	76kg~80kg	1,028,553	5,043	77.8	18.1	2.0
	80kg~87kg	5,569,168	5,379	83.5	19.8	3.3
	87kg~94kg	6,970,955	5,431	89.7	21.5	3.4
	94kg~98kg	2,071,478	5,278	95.3	23.1	2.8
	98kg이상	1,803,535	4,867	100.9	24.6	2.0
	전체	18,058,280	5,239	88.2	21.1	3.1
암	76kg미만	298,602	4,641	72.4	15.6	2.0
	76kg~80kg	512,373	5,091	77.8	17.1	2.0
	80kg~87kg	2,813,337	5,483	83.6	18.7	3.3
	87kg~94kg	3,539,930	5,609	89.7	20.4	3.5
	94kg~98kg	1,013,831	5,475	95.3	21.9	2.9
	98kg이상	987,954	5,084	100.8	23.3	2.0
	전체	9,166,027	5,385	88.1	19.9	3.1
거세	76kg미만	308,678	4,540	72.4	17.5	2.0
	76kg~80kg	511,068	4,988	77.8	19.2	2.0
	80kg~87kg	2,738,870	5,256	83.5	20.9	3.3
	87kg~94kg	3,413,647	5,204	89.8	22.7	3.4
	94kg~98kg	1,051,729	5,016	95.3	24.2	2.8
	98kg이상	804,362	4,615	101.0	25.6	2.0
	전체	8,828,354	5,062	88.3	22.2	3.0

주) 1. 경락가격, 도체중량, 등지방두께는 등외등급을 제외한 평균임
 2. 도체중량대별 경락가격은 공시가격과 다를 수 있음
 3. 등외 제외한 육질 등급을 수치로 환산하여 계산(1등급=4, 1등급=3, 2등급=2, 3등급=1)

[표 2-10] 돼지도체(박피) 성별, 도체중량대별 성적(전국)

구분	도체중량 구간	두수 (두)	경락가격 (원/kg)	도체중량 (kg)	등지방두께 (mm)	육질등급
전체	67kg미만	84	2,037	63.6	9.4	2.0
	67kg~71kg	46	2,316	69.2	11.4	2.0
	71kg~78kg	306	2,447	75.4	15.3	3.5
	78kg~84kg	1,191	2,994	80.9	16.5	3.5
	84kg~88kg	1,315	3,063	85.5	17.9	2.9
	88kg이상	49,679	3,163	91.9	19.1	2.0
	전체	52,621	3,037	86.6	17.9	2.7
암	67kg미만	68	2,207	63.0	9.2	2.0
	67kg~71kg	39	2,051	69.3	10.8	2.0
	71kg~78kg	293	2,513	75.5	15.5	3.6
	78kg~84kg	1,173	3,137	81.0	16.6	3.5
	84kg~88kg	1,291	2,975	85.5	17.9	2.9
	88kg이상	48,542	3,107	91.9	19.0	2.0
	전체	51,406	3,001	86.5	17.9	2.7
거세	67kg미만	15	1,623	65.0	10.0	2.0
	67kg~71kg	2	4,195	68.0	19.0	2.0
	71kg~78kg	9	2,342	73.8	11.4	2.9
	78kg~84kg	7	2,452	80.3	14.0	2.7
	84kg~88kg	12	3,359	85.0	17.4	2.6
	88kg이상	108	3,329	93.2	21.1	2.0
	전체	153	3,145	88.9	19.1	2.2

주) 1. 경락가격, 도체중량, 등지방두께는 등외등급을 제외한 평균임
 2. 도체중량대별 경락가격은 공시가격과 다를 수 있음
 3. 등외 제외한 육질 등급을 수치로 환산하여 계산(1'등급=4, 1등급=3, 2등급=2, 3등급=1)

7. 부위별 정육생산 추정량

■ '24년 정육생산 추정량은 1,132,510톤으로 전년(1,118,580톤)보다 13,930톤 (1.2%) 증가[표 2-11]

○ 정육량(추정) :

(‘16) 986,391 → (‘17) 997,843 → (‘18) 1,035,786 → (‘19) 1,066,548 → (‘20) 1,097,821 → (‘21) 1,097,682 → (‘22) 1,107,423 → (‘23) 1,118,580 → (‘24) 1,132,510

[표 2-11] 연도별 정육생산 추정량

(단위 : 두, 톤)

구분		2022년	2023년	2024년			
				전체	암	수	거세
판정두수		18,545,157	18,758,976	19,022,481	9,677,620	72,678	9,272,183
정육량		1,107,423	1,118,580	1,132,510	586,884	4,559	541,067
부위	안심	23,791	24,030	24,329	12,608	98	11,624
	등심	142,477	143,912	145,704	75,507	587	69,610
	목심	103,456	104,499	105,802	54,828	426	50,548
	앞다리	217,148	219,335	222,066	115,078	894	106,094
	뒷다리	341,506	344,948	349,247	180,985	1,406	166,855
	삼겹살	209,267	211,373	214,002	110,898	861	102,243
	갈비	69,780	70,483	71,360	36,980	287	34,093

주) 정육생산량은 국립축산과학원에서 발표한 부위별 도체수율(2004)을 적용하여 계산

- 정육생산 추정량 중 1등급이상(1⁺포함)은 751,952톤 이었으며, 부위별 생산 추정량은
 뒷다리(349,247톤) > 앞다리(222,066) > 삼겹살(214,002) 순으로 나타남[표 2-12]
- 육질등급별 생산 추정량은 1등급(380,133톤), 1⁺등급(371,819), 2등급(316,173)

[표 2-12] 등급별 정육생산 추정량

(단위 : 톤)

구분	정육량 계	안심	등심	목심	앞다리	뒷다리	삼겹살	갈비
전체	1,132,510	24,329	145,704	105,802	222,066	349,247	214,002	71,360
1 ⁺ 등급	371,819	7,986	47,847	34,749	72,897	114,617	70,283	23,438
1등급	380,133	8,181	48,859	35,520	74,542	117,245	71,834	23,952
1등급 이상	751,952	16,167	96,706	70,269	147,439	231,862	142,117	47,390
2등급	316,173	6,779	40,709	29,519	62,002	97,526	59,725	19,913
등외	64,386	1,384	8,288	6,013	12,625	19,859	12,160	4,057

주) 정육생산량은 국립축산과학원에서 발표한 소·돼지 도체수율(2004)을 적용하여 계산

8. 도축장 소재지별 가축(돼지) 이동현황

■ '24년 돼지도체 등급판정두수 중 도축장 소재지가 아닌 타 시·도 이동률은 32.9%로 전년 (33.2%)대비 0.3%p 감소[표 2-13]

○ 타 시·도 반입률 : ('15) 36.7% → ('16) 35.3 → ('17) 36.0 → ('18) 37.6 → ('19) 33.6 → ('20) 35.4 → ('21) 34.8 → ('22) 33.8 → ('23) 33.2 → ('24) 32.9

[표 2-13] 도축장 소재지별 가축(돼지) 이동현황

(단위 : %, 두)

구분		출하농장 소재지																	출하두수
		서울	부산	대구	인천	광주	대전	울산	세종	경기	강원	충북	충남	전북	전남	경북	경남	제주	
도 축 장 소 재 지	전국	-	0.0	0.9	0.2	0.1	0.0	0.3	0.8	17.3	4.2	5.1	20.5	11.8	11.3	11.4	11.4	4.8	19,022,481
	대구	-	-	10.1	-	-	-	0.8	-	-	-	0.7	2.6	1.5	-	81.4	2.9	-	29,797
	인천	-	-	-	7.8	-	-	-	-	71.0	18.3	1.1	1.7	-	-	-	-	-	356,004
	광주	-	-	-	-	1.0	-	-	-	-	-	0.1	1.1	25.8	71.2	0.5	0.3	-	470,260
	대전	-	-	1.2	-	-	0.4	-	1.3	12.5	-	8.0	70.1	3.3	0.3	2.8	0.1	-	242,029
	울산	-	0.1	2.5	-	-	-	1.0	-	-	-	-	-	-	-	57.7	38.8	-	139,370
	경기	-	-	0.1	0.2	-	-	-	0.2	76.4	5.5	5.0	9.9	0.1	0.0	2.7	-	-	2,513,981
	강원	-	-	0.1	-	-	-	-	-	4.7	95.2	-	-	-	-	0.0	-	-	498,795
	충북	-	-	1.0	-	-	-	0.8	2.7	31.3	4.6	28.2	15.0	4.2	0.4	10.9	0.9	-	2,703,358
	충남	-	-	0.1	-	-	0.1	-	1.4	5.8	-	1.2	82.9	7.5	0.6	0.3	0.1	-	3,349,391
	전북	-	0.0	0.3	-	0.0	-	-	0.9	0.7	-	0.4	12.6	59.4	17.8	2.0	6.0	-	2,234,733
	전남	-	-	0.0	-	0.3	-	0.0	-	0.0	-	0.0	0.4	21.7	74.0	0.4	3.2	-	1,875,959
	경북	-	-	6.7	-	-	-	0.2	-	0.0	-	0.1	0.2	0.1	0.0	86.8	5.9	-	1,601,257
	경남	-	0.4	1.0	-	-	-	1.5	-	-	-	0.0	-	0.3	0.4	11.3	85.2	-	2,095,967
	제주	-	-	-	-	-	-	-	-	-	-	-	-	-	-	-	-	100.0	911,580

주) 1. 0.0은 출하실적이 1두라도 있을 경우 표시함
2. 도축장 기준 지역별 반입비율

9. 시·도별 등급판정 결과

- 시·도별 출하두수는 충남(3,903천두, 20.5%), 경기(3,284, 17.3), 전북(2,240, 11.8) 순으로 나타남[표 2-14]
- 전체 출하농장수 5,207개소 중 충남(1,053개소, 20.2%), 경기(1,024, 19.7), 전북(615, 11.8) 순으로 나타남[표 2-14]
- 농장당 평균 출하두수는 3,653두였으며, 전남(4,368두), 울산(4,325), 강원(4,174) 순으로 나타남[표 2-14]

[표 2-14] 시·도별 출하두수 및 농장 수

(단위 : 두, %, 개소)

시도	출하두수		출하농장		농장당 평균출하두수
	두수	비율	농장수	비율	
전국	19,022,481	100.0	5,207	100.0	3,653
부산	8,332	0.0	9	0.2	926
대구	178,330	0.9	48	0.9	3,715
인천	33,635	0.2	13	0.2	2,587
광주	9,917	0.1	6	0.1	1,653
대전	3,045	0.0	2	0.0	1,523
울산	56,225	0.3	13	0.2	4,325
세종	147,725	0.8	46	0.9	3,211
경기	3,284,661	17.3	1,024	19.7	3,208
강원	801,464	4.2	192	3.7	4,174
충북	962,028	5.1	280	5.4	3,436
충남	3,903,945	20.5	1,053	20.2	3,708
전북	2,240,292	11.8	615	11.8	3,643
전남	2,157,709	11.3	494	9.5	4,368
경북	2,164,228	11.4	604	11.6	3,583
경남	2,159,365	11.4	555	10.7	3,891
제주	911,580	4.8	253	4.9	3,603

■ 돼지 출하농장 중 500두 미만 출하농장 수는 716개(13.8%), 3,000두 이상은 2,353개(45.2%)로 나타남[표 2-15]

○ 3,000두 이상 출하농장수 : 충남(459개) > 경기(422) > 경남(284)

[표 2-15] 시·도별 규모별 출하농장 수

(단위 : 개소, %)

구분	전체		500두미만		500두~1,000두		1,000두~2,000두		2,000두~3,000두		3,000두이상	
	농장수	비율	농장수	비율	농장수	비율	농장수	비율	농장수	비율	농장수	비율
전국	5,207	100.0	716	13.8	371	7.1	891	17.1	876	16.8	2,353	45.2
부산	9	0.2	2	22.2	4	44.4	3	33.3	-	-	-	-
대구	48	0.9	8	16.7	4	8.3	3	6.3	9	18.8	24	50.0
인천	13	0.2	1	7.7	2	15.4	2	15.4	5	38.5	3	23.1
광주	6	0.1	2	33.3	-	-	2	33.3	-	-	2	33.3
대전	2	0.0	1	50.0	-	-	-	-	1	50.0	-	-
울산	13	0.2	4	30.8	1	7.7	2	15.4	1	7.7	5	38.5
세종	46	0.9	8	17.4	1	2.2	9	19.6	9	19.6	19	41.3
경기	1,024	19.7	165	16.1	76	7.4	170	16.6	191	18.7	422	41.2
강원	192	3.7	22	11.5	15	7.8	36	18.8	34	17.7	85	44.3
충북	280	5.4	39	13.9	16	5.7	53	18.9	55	19.6	117	41.8
충남	1,053	20.2	152	14.4	76	7.2	202	19.2	164	15.6	459	43.6
전북	615	11.8	97	15.8	50	8.1	98	15.9	91	14.8	279	45.4
전남	494	9.5	61	12.3	32	6.5	76	15.4	68	13.8	257	52.0
경북	604	11.6	75	12.4	49	8.1	99	16.4	109	18.0	272	45.0
경남	555	10.7	53	9.5	33	5.9	91	16.4	94	16.9	284	51.2
제주	253	4.9	26	10.3	12	4.7	45	17.8	45	17.8	125	49.4

■ 1등급이상(1⁺포함) 출현율은 울산(74.0%), 도매시장 평균경락가격(탕박)은 세종(6,403원/kg)가 가장 높은 것으로 나타남[표 2-16]

- 탕박 등지방두께는 세종(20.5mm)이 가장 얇았으며, 도체중은 인천(90.4kg)이 높게 나타났고, 도매시장 출하율이 가장 높은 시도는 울산(31.4%), 육가공장 출하율이 가장 높은 시도는 강원(96.3%)⁸⁾ 일반거래 출하율은 대전(64.1%)이 가장 높게 나타남

[표 2-16] 시·도별 등급판정 결과


구분		전국	서울	부산	대구	인천	광주	대전	울산	세종	경기	강원	충북	충남	전북	전남	경북	경남	제주
출하두수 (두)		19,022,481	-	8,332	178,330	33,635	9,917	3,045	56,225	147,725	3,284,661	801,464	962,028	3,903,945	2,240,292	2,157,709	2,164,228	2,159,365	911,580
등급 (%)	1*등급	33.6	-	33.7	32.9	29.5	35	39.5	38.2	38.5	34.8	34.3	35	35.2	34.3	34.4	33.2	33.5	16.3
	1등급	33.9	-	35.6	34.6	34.6	35.4	33.2	35.8	34.9	34.9	34.3	34.4	35	34	34.4	34.2	33.7	23.3
	2등급	28.6	-	26.1	28.5	31	25	26.1	22.5	23.1	26.9	27.7	26.7	25.9	28.3	27.2	28.8	28.6	54.6
	등외	3.9	-	4.6	4.1	4.9	4.6	1.2	3.5	3.5	3.3	3.6	3.9	4	3.4	4	3.9	4.2	5.7
박 피	등지방두께 (mm)	17.9	-	-	12.1	17.7	-	-	-	11.7	17	16.8	16	19.8	-	-	15.1	21.8	-
	도체중 (kg)	86.6	-	-	84.3	87.9	-	-	-	89.3	85.3	80.7	84.9	87.6	-	-	89	88.8	-
	경락가격 (원/kg)	3,040	-	-	2,984	-	-	-	-	2,293	3,563	-	2,360	-	-	-	2,976	3,487	-
탕 박	등지방두께 (mm)	21.1	-	21.1	21.1	22.3	22.9	22.8	22	20.5	20.7	21.3	21.1	21	21	20.9	21.3	21.7	22.1
	도체중 (kg)	87.8	-	88.3	88.3	90.4	89.3	89.2	88.9	88.1	88.6	88.2	88.8	88.7	87.4	87.6	88.5	87.4	80.7
	경락가격 (원/kg)	5,545	-	4,893	4,700	5,141	5,006	-	5,428	6,403	5,563	5,311	5,189	5,220	4,681	4,922	5,131	5,212	6,083
출 하 구 분	도매시장 (%)	4.5	-	9.4	4.4	7.9	3.6	-	31.4	0.2	2.5	0.2	1.4	0.5	0.6	2.1	6.7	11.2	29.5
	육가공 (%)	81.8	-	90.6	89.6	73.2	92.3	35.9	68.6	93.7	75.2	96.3	83.3	68.8	88.1	91.2	90.4	88.1	70.5
	일반 (%)	13.7	-	-	6.1	18.9	4.1	64.1	-	6	22.3	3.5	15.3	30.7	11.2	6.7	2.9	0.7	-

주) 경락가격은 등외등급을 제외한 평균임

8) 일반거래는 도매시장이나 육가공회사에 의뢰하지 않고 일반거래에 의거 도축장에 출하하는 것을 말함

2024 축산물등급판정 통계연보

2024 Animal Products Grading Statistical Yearbook



통 계 표

1. 성별, 등급별 판정두수

• 돼지 전체

(단위 : 두)

연도	계 Total	육질등급별 quality grade					규격등급별 standard grade					
		1 ⁺	1	2	3	등외(E)	A	B	C	D	1 ⁺ A	1 ⁺ B
1996	6,116,610	-	-	-	-	390,854	462,010	1,994,218	2,368,775	900,753	-	-
1997	7,545,562	-	-	-	-	378,603	955,476	2,412,271	2,427,850	1,371,362	-	-
1998	9,784,355	-	-	-	-	428,624	2,431,225	3,105,189	2,167,737	1,651,580	-	-
1999	10,557,034	-	-	-	-	353,741	3,401,031	3,186,524	1,915,291	1,700,447	-	-
2000	11,186,823	-	-	-	-	324,887	3,858,827	3,306,969	1,865,643	1,830,497	-	-
2001	13,816,765	-	-	-	-	373,452	5,142,075	4,153,249	2,179,097	1,968,892	-	-
2002	14,982,557	-	-	-	-	388,856	5,804,303	4,454,272	2,266,059	2,069,067	-	-
2003	15,133,071	-	-	-	-	420,944	6,114,248	4,502,015	2,171,687	1,924,177	-	-
2004	14,574,825	-	-	-	-	477,455	5,560,866	4,561,989	2,283,073	1,691,442	-	-
2005	13,432,562	-	-	-	-	471,040	4,982,208	4,097,357	2,168,712	1,713,245	-	-
2006	13,072,746	-	-	-	-	469,044	4,740,718	3,947,969	2,132,329	1,782,686	-	-
2007	13,611,855	69,362	4,365,004	2,049,796	161,600	518,367	4,946,080	4,044,705	2,271,349	1,831,354	38,467	22,505
2008	13,757,324	193,142	9,008,804	3,749,414	249,768	556,196	5,090,980	4,139,784	2,261,582	1,708,782	107,255	61,446
2009	13,888,063	326,321	9,720,995	3,159,671	208,029	473,047	5,404,138	4,241,197	2,154,880	1,614,801	220,324	82,603
2010	14,589,063	441,619	10,295,456	3,169,737	198,309	483,942	5,787,906	4,411,353	2,245,565	1,660,297	313,553	100,954
2011	10,818,691	432,974	7,020,225	2,849,379	71,918	444,195	4,071,383	3,099,706	2,490,674	712,733	399,355	26,235
2012	14,018,093	716,685	8,515,602	4,153,740	-	632,066	5,337,448	4,013,173	4,035,406	-	716,685	-
2013	16,107,821	2,680,248	7,675,182	5,062,075	-	690,316	3,111,772	2,289,006	2,219,946	-	511,005	-
2014	15,661,784	4,425,121	5,561,137	5,011,811	-	663,715	-	-	-	-	-	-
2015	15,884,114	4,567,347	5,583,653	5,051,908	-	681,206	-	-	-	-	-	-
2016	16,524,269	4,721,471	5,774,545	5,306,560	-	721,693	-	-	-	-	-	-
2017	16,712,758	4,842,430	5,822,974	5,315,953	-	731,401	-	-	-	-	-	-
2018	17,350,381	5,137,898	5,930,355	5,514,763	-	767,365	-	-	-	-	-	-
2019	17,812,764	5,410,585	6,067,010	5,560,561	-	774,608	-	-	-	-	-	-
2020	18,318,806	5,865,181	6,243,537	5,458,688	-	751,400	-	-	-	-	-	-
2021	18,371,658	6,226,762	6,137,041	5,261,805	-	746,050	-	-	-	-	-	-
2022	18,545,157	6,289,801	6,247,999	5,239,143	-	768,214	-	-	-	-	-	-
2023	18,758,976	6,291,182	6,365,408	5,347,127	-	755,259	-	-	-	-	-	-
2024	19,022,481	6,384,753	6,455,283	5,446,248	-	736,197	-	-	-	-	-	-

주) 1. 2007년 7월 1일부터 돼지등급판정기준개정에 따라 육질등급판정 시행
 2. 2013년 7월 1일부터 돼지등급판정기준개정에 따라 규격 및 육질등급 통합(1⁺, 1, 2, 등외)

• 돼지 암

(단위 : 두)

연도	계 Total	육질등급별 quality grade					규격등급별 standard grade					
		1 ⁺	1	2	3	등외(E)	A	B	C	D	1 ⁺ A	1 ⁺ B
1996	3,150,974	-	-	-	-	321,556	431,333	1,560,611	654,591	182,883	-	-
1997	3,673,607	-	-	-	-	313,295	752,651	1,600,687	674,847	332,127	-	-
1998	4,623,630	-	-	-	-	365,052	1,544,110	1,556,377	696,659	461,432	-	-
1999	5,040,233	-	-	-	-	300,556	1,950,449	1,551,019	719,236	518,973	-	-
2000	5,340,088	-	-	-	-	285,891	2,066,667	1,641,831	776,465	569,234	-	-
2001	6,736,989	-	-	-	-	331,966	2,756,807	2,047,654	931,730	668,832	-	-
2002	7,343,741	-	-	-	-	353,154	3,110,869	2,178,008	970,984	730,726	-	-
2003	7,521,860	-	-	-	-	381,297	3,279,057	2,222,084	940,491	698,931	-	-
2004	7,281,030	-	-	-	-	425,020	2,862,364	2,227,465	1,065,389	700,792	-	-
2005	6,723,917	-	-	-	-	409,524	2,492,784	2,006,432	1,060,474	754,703	-	-
2006	6,595,783	-	-	-	-	402,628	2,388,221	1,951,088	1,055,557	798,289	-	-
2007	6,947,214	22,543	2,162,625	1,073,722	50,226	446,554	2,466,271	1,995,612	1,155,882	882,895	14,090	6,353
2008	7,061,467	58,532	4,420,153	2,034,912	66,580	481,290	2,513,000	2,032,881	1,156,081	878,215	36,604	16,295
2009	6,986,782	120,989	4,817,079	1,602,127	47,398	399,189	2,721,328	2,056,883	1,045,741	763,641	87,329	27,301
2010	7,323,289	169,691	5,111,936	1,590,235	43,562	407,865	2,944,215	2,130,994	1,075,320	764,895	128,498	34,143
2011	5,318,318	186,349	3,445,984	1,353,975	17,300	314,710	2,040,035	1,470,236	1,163,702	329,635	175,161	9,255
2012	6,979,220	355,730	4,269,162	1,930,880	-	423,448	2,744,742	1,939,983	1,871,047	-	355,730	-
2013	8,093,568	1,439,480	3,832,977	2,357,108	-	464,003	1,604,231	1,116,616	1,048,435	-	267,302	-
2014	7,846,316	2,398,642	2,758,070	2,249,139	-	440,465	-	-	-	-	-	-
2015	7,958,509	2,486,922	2,763,493	2,249,809	-	458,285	-	-	-	-	-	-
2016	8,308,357	2,564,239	2,876,120	2,387,535	-	480,463	-	-	-	-	-	-
2017	8,415,110	2,653,423	2,899,688	2,368,596	-	493,403	-	-	-	-	-	-
2018	8,748,691	2,798,827	2,949,451	2,483,856	-	516,557	-	-	-	-	-	-
2019	8,990,306	2,931,759	3,008,912	2,520,132	-	529,503	-	-	-	-	-	-
2020	9,248,636	3,139,884	3,094,632	2,486,774	-	527,346	-	-	-	-	-	-
2021	9,280,871	3,279,198	3,037,506	2,436,574	-	527,593	-	-	-	-	-	-
2022	9,400,104	3,274,752	3,106,686	2,483,412	-	535,254	-	-	-	-	-	-
2023	9,509,506	3,305,877	3,165,513	2,513,749	-	524,367	-	-	-	-	-	-
2024	9,677,620	3,375,461	3,209,028	2,574,152	-	518,979	-	-	-	-	-	-

주) 1. 2007년 7월 1일부터 돼지등급판정기준개정에 따라 육질등급판정 시행
 2. 2013년 7월 1일부터 돼지등급판정기준개정에 따라 규격 및 육질등급 통합(1⁺, 1, 2, 등외)

Number of pork carcass by sex and grade

Pork Total
(unit : head)

등급판정결과 Grade														Year
1 ⁺ C	1 ⁺ D	1A	1B	1C	1D	2A	2B	2C	2D	3A	3B	3C	3D	
-	-	-	-	-	-	-	-	-	-	-	-	-	-	1996
-	-	-	-	-	-	-	-	-	-	-	-	-	-	1997
-	-	-	-	-	-	-	-	-	-	-	-	-	-	1998
-	-	-	-	-	-	-	-	-	-	-	-	-	-	1999
-	-	-	-	-	-	-	-	-	-	-	-	-	-	2000
-	-	-	-	-	-	-	-	-	-	-	-	-	-	2001
-	-	-	-	-	-	-	-	-	-	-	-	-	-	2002
-	-	-	-	-	-	-	-	-	-	-	-	-	-	2003
-	-	-	-	-	-	-	-	-	-	-	-	-	-	2004
-	-	-	-	-	-	-	-	-	-	-	-	-	-	2005
-	-	-	-	-	-	-	-	-	-	-	-	-	-	2006
6,015	2,375	2,255,031	1,652,201	288,780	168,992	193,131	369,069	876,720	610,876	12,895	21,355	25,192	102,158	2007
17,085	7,356	4,572,717	3,354,363	672,334	409,390	390,686	687,640	1,533,832	1,137,256	20,322	36,335	38,331	154,780	2008
17,414	5,980	4,916,802	3,557,744	783,406	463,043	251,072	566,623	1,320,946	1,021,030	15,940	34,227	33,114	124,748	2009
20,387	6,725	5,236,994	3,768,331	832,516	457,615	222,356	507,139	1,361,537	1,078,705	15,003	34,929	31,125	117,252	2010
4,786	2,598	3,582,879	2,892,121	288,001	257,224	84,884	171,333	2,188,719	404,443	4,265	10,017	9,168	48,468	2011
-	-	4,577,481	3,938,121	-	-	43,282	75,052	4,035,406	-	-	-	-	-	2012
-	-	2,582,011	2,253,556	-	-	18,756	35,450	2,219,946	-	-	-	-	-	2013
-	-	-	-	-	-	-	-	-	-	-	-	-	-	2014
-	-	-	-	-	-	-	-	-	-	-	-	-	-	2015
-	-	-	-	-	-	-	-	-	-	-	-	-	-	2016
-	-	-	-	-	-	-	-	-	-	-	-	-	-	2017
-	-	-	-	-	-	-	-	-	-	-	-	-	-	2018
-	-	-	-	-	-	-	-	-	-	-	-	-	-	2019
-	-	-	-	-	-	-	-	-	-	-	-	-	-	2020
-	-	-	-	-	-	-	-	-	-	-	-	-	-	2021
-	-	-	-	-	-	-	-	-	-	-	-	-	-	2022
-	-	-	-	-	-	-	-	-	-	-	-	-	-	2023
-	-	-	-	-	-	-	-	-	-	-	-	-	-	2024

Note) 1. Meat quality grading service was enforced as standards revision of pork carcass grading from July 1, 2007.

2. Standard and quality of grading was integrated as standards revision of pork carcass grading from July 1, 2013.(1⁺, 1, 2, other grade)Pork Female
(unit : head)

등급판정결과 Grade														Year
1 ⁺ C	1 ⁺ D	1A	1B	1C	1D	2A	2B	2C	2D	3A	3B	3C	3D	
-	-	-	-	-	-	-	-	-	-	-	-	-	-	1996
-	-	-	-	-	-	-	-	-	-	-	-	-	-	1997
-	-	-	-	-	-	-	-	-	-	-	-	-	-	1998
-	-	-	-	-	-	-	-	-	-	-	-	-	-	1999
-	-	-	-	-	-	-	-	-	-	-	-	-	-	2000
-	-	-	-	-	-	-	-	-	-	-	-	-	-	2001
-	-	-	-	-	-	-	-	-	-	-	-	-	-	2002
-	-	-	-	-	-	-	-	-	-	-	-	-	-	2003
-	-	-	-	-	-	-	-	-	-	-	-	-	-	2004
-	-	-	-	-	-	-	-	-	-	-	-	-	-	2005
-	-	-	-	-	-	-	-	-	-	-	-	-	-	2006
1,518	582	1,137,862	811,461	131,761	81,541	94,666	191,616	468,971	318,469	1,749	1,921	3,361	43,195	2007
4,079	1,554	2,277,176	1,654,194	295,170	193,613	197,376	360,392	853,996	623,148	1,844	2,000	2,836	59,900	2008
4,782	1,577	2,500,001	1,742,235	351,173	223,670	133,059	286,157	688,046	494,865	939	1,190	1,740	43,529	2009
5,478	1,572	2,691,741	1,831,516	369,342	219,337	123,253	264,398	699,003	503,581	723	937	1,497	40,405	2010
1,274	659	1,818,627	1,372,294	129,579	125,484	46,140	88,530	1,032,522	186,783	107	157	327	16,709	2011
-	-	2,366,947	1,902,215	-	-	22,065	37,768	1,871,047	-	-	-	-	-	2012
-	-	1,328,093	1,099,081	-	-	8,836	17,535	1,048,435	-	-	-	-	-	2013
-	-	-	-	-	-	-	-	-	-	-	-	-	-	2014
-	-	-	-	-	-	-	-	-	-	-	-	-	-	2015
-	-	-	-	-	-	-	-	-	-	-	-	-	-	2016
-	-	-	-	-	-	-	-	-	-	-	-	-	-	2017
-	-	-	-	-	-	-	-	-	-	-	-	-	-	2018
-	-	-	-	-	-	-	-	-	-	-	-	-	-	2019
-	-	-	-	-	-	-	-	-	-	-	-	-	-	2020
-	-	-	-	-	-	-	-	-	-	-	-	-	-	2021
-	-	-	-	-	-	-	-	-	-	-	-	-	-	2022
-	-	-	-	-	-	-	-	-	-	-	-	-	-	2023
-	-	-	-	-	-	-	-	-	-	-	-	-	-	2024

Note) 1. Meat quality grading service was enforced as standards revision of pork carcass grading from July 1, 2007.

2. Standard and quality of grading was integrated as standards revision of pork carcass grading from July 1, 2013.(1⁺, 1, 2, other grade)

• 돼지 수

(단위 : 두)

연도	계 Total	육질등급별 quality grade					규격등급별 standard grade				1*A	1*B
		1 ⁺	1	2	3	등외(E)	A	B	C	D		
1996	2,466,367	-	-	-	-	68,210	-	195,412	1,534,213	668,532	-	-
1997	2,663,900	-	-	-	-	63,240	-	312,530	1,423,886	864,244	-	-
1998	2,075,179	-	-	-	-	56,777	-	435,510	852,384	730,508	-	-
1999	1,147,375	-	-	-	-	42,047	-	213,581	400,360	491,387	-	-
2000	658,364	-	-	-	-	29,489	-	-	176,676	452,199	-	-
2001	520,977	-	-	-	-	30,422	-	-	138,466	352,089	-	-
2002	396,132	-	-	-	-	25,556	-	-	108,513	262,063	-	-
2003	338,912	-	-	-	-	25,567	-	-	89,820	223,525	-	-
2004	253,500	-	-	-	-	25,137	-	-	54,870	173,493	-	-
2005	211,562	-	-	-	-	23,063	-	-	39,983	148,516	-	-
2006	188,394	-	-	-	-	21,333	-	-	33,155	133,906	-	-
2007	178,030	-	-	-	76,744	22,790	9,848	17,908	32,849	94,635	-	-
2008	159,197	-	-	-	137,163	22,034	16,988	32,756	33,200	54,219	-	-
2009	143,227	26	451	5,206	119,675	17,869	16,026	34,455	30,837	44,040	15	8
2010	137,995	51	418	2,473	116,745	18,308	14,807	34,486	29,078	41,316	26	15
2011	99,844	6	143	655	36,422	62,618	4,274	9,976	8,745	14,231	3	2
2012	121,438	-	-	-	-	121,438	-	-	-	-	-	-
2013	118,865	-	-	-	-	118,865	-	-	-	-	-	-
2014	101,068	-	-	-	-	101,068	-	-	-	-	-	-
2015	93,078	-	-	-	-	93,078	-	-	-	-	-	-
2016	100,360	-	-	-	-	100,360	-	-	-	-	-	-
2017	101,643	-	-	-	-	101,643	-	-	-	-	-	-
2018	106,235	-	-	-	-	106,235	-	-	-	-	-	-
2019	97,595	-	-	-	-	97,595	-	-	-	-	-	-
2020	87,456	-	-	-	-	87,456	-	-	-	-	-	-
2021	84,100	-	-	-	-	84,100	-	-	-	-	-	-
2022	81,681	-	-	-	-	81,681	-	-	-	-	-	-
2023	83,007	-	-	-	-	83,007	-	-	-	-	-	-
2024	72,678	-	-	-	-	72,678	-	-	-	-	-	-

주) 1. 2007년 7월 1일부터 돼지등급판정기준개정에 따라 육질등급판정 시행
 2. 2013년 7월 1일부터 돼지등급판정기준개정에 따라 규격 및 육질등급 통합(1⁺, 1, 2, 등외)

• 돼지 거세

(단위 : 두)

연도	계 Total	육질등급별 quality grade					규격등급별 standard grade				1*A	1*B
		1 ⁺	1	2	3	등외(E)	A	B	C	D		
1996	499,269	-	-	-	-	1,088	30,677	238,195	179,971	49,338	-	-
1997	1,208,055	-	-	-	-	2,068	202,825	499,054	329,117	174,991	-	-
1998	3,085,546	-	-	-	-	6,795	887,115	1,113,302	618,694	459,640	-	-
1999	4,369,426	-	-	-	-	11,138	1,450,582	1,421,924	795,695	690,087	-	-
2000	5,188,371	-	-	-	-	9,507	1,792,160	1,665,138	912,502	809,064	-	-
2001	6,558,799	-	-	-	-	11,064	2,385,268	2,105,595	1,108,901	947,971	-	-
2002	7,242,684	-	-	-	-	10,146	2,693,434	2,276,264	1,186,562	1,076,278	-	-
2003	7,272,299	-	-	-	-	14,080	2,835,191	2,279,931	1,141,376	1,001,721	-	-
2004	7,040,295	-	-	-	-	27,298	2,698,502	2,334,524	1,162,814	817,157	-	-
2005	6,497,083	-	-	-	-	38,453	2,489,424	2,090,925	1,068,255	810,026	-	-
2006	6,288,569	-	-	-	-	45,083	2,352,497	1,996,881	1,043,617	850,491	-	-
2007	6,486,611	46,819	2,202,379	976,074	34,630	49,023	2,469,960	2,031,185	1,082,618	853,825	24,377	16,152
2008	6,536,660	134,610	4,588,651	1,714,502	46,025	52,872	2,560,992	2,074,147	1,072,301	776,348	70,651	45,151
2009	6,758,054	205,306	4,903,465	1,552,338	40,956	55,989	2,666,784	2,149,859	1,078,302	807,120	132,980	55,294
2010	7,127,779	271,877	5,183,102	1,577,029	38,002	57,769	2,828,884	2,245,873	1,141,167	854,086	185,029	66,796
2011	5,400,529	246,619	3,574,098	1,494,749	18,196	66,867	2,027,074	1,619,494	1,318,227	368,867	224,191	16,978
2012	6,917,435	360,955	4,246,440	2,222,860	-	87,180	2,592,706	2,073,190	2,164,359	-	360,955	-
2013	7,895,388	1,240,768	3,842,205	2,704,967	-	107,448	1,507,541	1,172,390	1,171,511	-	243,703	-
2014	7,714,400	2,026,479	2,803,067	2,762,672	-	122,182	-	-	-	-	-	-
2015	7,832,527	2,080,425	2,820,160	2,802,099	-	129,843	-	-	-	-	-	-
2016	8,115,552	2,157,232	2,898,425	2,919,025	-	140,870	-	-	-	-	-	-
2017	8,196,005	2,189,007	2,923,286	2,947,357	-	136,355	-	-	-	-	-	-
2018	8,495,455	2,339,071	2,980,904	3,030,907	-	144,573	-	-	-	-	-	-
2019	8,724,863	2,478,826	3,058,098	3,040,429	-	147,510	-	-	-	-	-	-
2020	8,982,714	2,725,297	3,148,905	2,971,914	-	136,598	-	-	-	-	-	-
2021	9,006,687	2,947,564	3,099,535	2,825,231	-	134,357	-	-	-	-	-	-
2022	9,063,372	3,015,049	3,141,313	2,755,731	-	151,279	-	-	-	-	-	-
2023	9,166,463	2,985,305	3,199,895	2,833,378	-	147,885	-	-	-	-	-	-
2024	9,272,183	3,009,292	3,246,255	2,872,096	-	144,540	-	-	-	-	-	-

주) 1. 2007년 7월 1일부터 돼지등급판정기준개정에 따라 육질등급판정 시행
 2. 2013년 7월 1일부터 돼지등급판정기준개정에 따라 규격 및 육질등급 통합(1⁺, 1, 2, 등외)

Pork Male
(unit : head)

등급판정결과 Grade														Year
1*C	1*D	1A	1B	1C	1D	2A	2B	2C	2D	3A	3B	3C	3D	
-	-	-	-	-	-	-	-	-	-	-	-	-	-	1996
-	-	-	-	-	-	-	-	-	-	-	-	-	-	1997
-	-	-	-	-	-	-	-	-	-	-	-	-	-	1998
-	-	-	-	-	-	-	-	-	-	-	-	-	-	1999
-	-	-	-	-	-	-	-	-	-	-	-	-	-	2000
-	-	-	-	-	-	-	-	-	-	-	-	-	-	2001
-	-	-	-	-	-	-	-	-	-	-	-	-	-	2002
-	-	-	-	-	-	-	-	-	-	-	-	-	-	2003
-	-	-	-	-	-	-	-	-	-	-	-	-	-	2004
-	-	-	-	-	-	-	-	-	-	-	-	-	-	2005
-	-	-	-	-	-	-	-	-	-	-	-	-	-	2006
-	-	-	-	-	-	-	-	-	-	9,848	17,908	19,116	29,872	2007
-	-	-	-	-	-	-	-	-	-	16,988	32,756	33,200	54,219	2008
1	2	129	194	76	52	1,530	2,106	908	662	14,352	32,147	29,852	43,324	2009
4	6	131	165	75	47	782	878	470	343	13,868	33,428	28,529	40,920	2010
1	-	42	44	25	32	165	201	148	141	4,064	9,729	8,571	14,058	2011
-	-	-	-	-	-	-	-	-	-	-	-	-	-	2012
-	-	-	-	-	-	-	-	-	-	-	-	-	-	2013
-	-	-	-	-	-	-	-	-	-	-	-	-	-	2014
-	-	-	-	-	-	-	-	-	-	-	-	-	-	2015
-	-	-	-	-	-	-	-	-	-	-	-	-	-	2016
-	-	-	-	-	-	-	-	-	-	-	-	-	-	2017
-	-	-	-	-	-	-	-	-	-	-	-	-	-	2018
-	-	-	-	-	-	-	-	-	-	-	-	-	-	2019
-	-	-	-	-	-	-	-	-	-	-	-	-	-	2020
-	-	-	-	-	-	-	-	-	-	-	-	-	-	2021
-	-	-	-	-	-	-	-	-	-	-	-	-	-	2022
-	-	-	-	-	-	-	-	-	-	-	-	-	-	2023
-	-	-	-	-	-	-	-	-	-	-	-	-	-	2024

Note) 1. Meat quality grading service was enforced as standards revision of pork carcass grading from July 1, 2007.

2. Standard and quality of grading was integrated as standards revision of pork carcass grading from July 1, 2013.(1*, 1, 2, other grade)

Pork Castrated
(unit : head)

등급판정결과 Grade														Year
1*C	1*D	1A	1B	1C	1D	2A	2B	2C	2D	3A	3B	3C	3D	
-	-	-	-	-	-	-	-	-	-	-	-	-	-	1996
-	-	-	-	-	-	-	-	-	-	-	-	-	-	1997
-	-	-	-	-	-	-	-	-	-	-	-	-	-	1998
-	-	-	-	-	-	-	-	-	-	-	-	-	-	1999
-	-	-	-	-	-	-	-	-	-	-	-	-	-	2000
-	-	-	-	-	-	-	-	-	-	-	-	-	-	2001
-	-	-	-	-	-	-	-	-	-	-	-	-	-	2002
-	-	-	-	-	-	-	-	-	-	-	-	-	-	2003
-	-	-	-	-	-	-	-	-	-	-	-	-	-	2004
-	-	-	-	-	-	-	-	-	-	-	-	-	-	2005
-	-	-	-	-	-	-	-	-	-	-	-	-	-	2006
4,497	1,793	1,117,169	840,740	157,019	87,451	98,465	177,453	407,749	292,407	1,298	1,526	2,715	29,091	2007
13,006	5,802	2,295,541	1,700,169	377,164	215,777	193,310	327,248	679,836	514,108	1,490	1,579	2,295	40,661	2008
12,631	4,401	2,416,672	1,815,315	432,157	239,321	116,483	278,360	631,992	525,503	649	890	1,522	37,895	2009
14,905	5,147	2,545,122	1,936,650	463,099	238,231	98,321	241,863	662,064	574,781	412	564	1,099	35,927	2010
3,511	1,939	1,764,210	1,519,783	158,397	131,708	38,579	82,602	1,156,049	217,519	94	131	270	17,701	2011
-	-	2,210,534	2,035,906	-	-	21,217	37,284	2,164,359	-	-	-	-	-	2012
-	-	1,253,918	1,154,475	-	-	9,920	17,915	1,171,511	-	-	-	-	-	2013
-	-	-	-	-	-	-	-	-	-	-	-	-	-	2014
-	-	-	-	-	-	-	-	-	-	-	-	-	-	2015
-	-	-	-	-	-	-	-	-	-	-	-	-	-	2016
-	-	-	-	-	-	-	-	-	-	-	-	-	-	2017
-	-	-	-	-	-	-	-	-	-	-	-	-	-	2018
-	-	-	-	-	-	-	-	-	-	-	-	-	-	2019
-	-	-	-	-	-	-	-	-	-	-	-	-	-	2020
-	-	-	-	-	-	-	-	-	-	-	-	-	-	2021
-	-	-	-	-	-	-	-	-	-	-	-	-	-	2022
-	-	-	-	-	-	-	-	-	-	-	-	-	-	2023
-	-	-	-	-	-	-	-	-	-	-	-	-	-	2024

Note) 1. Meat quality grading service was enforced as standards revision of pork carcass grading from July 1, 2007.

2. Standard and quality of grading was integrated as standards revision of pork carcass grading from July 1, 2013.(1*, 1, 2, other grade)

2. 도매시장 경락가격

Auction price of pork carcass by wholesale market

가. 도축방법별 경락가격

Auction price of pork carcass by sex and grade

1) 돼지 박피-전체 Skinning Pork Total

판정장소 : 전국 도매시장

Place : Wholesale Center

(단위 : 원/kg)

(unit : won/kg)

연도	육질등급별					규격등급별				등급별 경락가격															
	By quality grade					By standard grade				Auction price by grade															
	1*	1	2	3	등외(E)	A	B	C	D	1*A	1*B	1*C	1*D	1A	1B	1C	1D	2A	2B	2C	2D	3A	3B	3C	3D
2002	-	-	-	-	-	1,304	2,800	2,654	2,496	2,274	-	-	-	-	-	-	-	-	-	-	-	-	-	-	-
2003	-	-	-	-	-	956	2,608	2,458	2,301	2,056	-	-	-	-	-	-	-	-	-	-	-	-	-	-	-
2004	-	-	-	-	-	1,859	3,647	3,508	3,352	3,102	-	-	-	-	-	-	-	-	-	-	-	-	-	-	-
2005	-	-	-	-	-	2,306	3,978	3,760	3,527	3,250	-	-	-	-	-	-	-	-	-	-	-	-	-	-	-
2006	-	-	-	-	-	1,848	3,913	3,699	3,471	3,162	-	-	-	-	-	-	-	-	-	-	-	-	-	-	-
2007	3,628	3,290	2,720	1,749	-	1,600	3,546	3,293	3,021	2,753	3,711	3,616	3,341	3,251	3,457	3,235	3,108	2,939	3,123	2,928	2,629	2,420	1,905	1,763	1,728
2008	4,446	4,166	3,469	2,669	-	2,225	4,293	4,078	3,805	3,498	4,564	4,415	4,121	3,846	4,321	4,143	4,017	3,856	3,819	3,663	3,503	3,203	2,965	2,854	2,681
2009	4,907	4,568	3,822	2,951	-	2,581	4,743	4,530	4,257	3,910	4,979	4,905	4,632	4,463	4,743	4,560	4,410	4,228	4,378	4,158	3,896	3,556	3,287	3,135	3,031
2010	4,710	4,360	3,576	2,599	-	2,402	4,554	4,316	4,012	3,652	4,759	4,686	4,341	4,092	4,551	4,342	4,182	3,992	4,162	3,926	3,687	3,330	2,813	2,676	2,560
2011	6,718	6,410	5,426	4,428	-	3,378	6,576	6,326	5,592	5,738	6,679	7,078	6,862	6,779	6,566	6,323	6,455	6,094	6,253	6,220	5,390	5,436	5,093	4,407	4,456
2012	4,679	4,341	3,630	-	-	2,069	4,496	4,200	3,623	-	4,679	-	-	-	4,473	4,205	-	4,170	3,806	3,623	-	-	-	-	-
2013	4,349	3,852	3,341	-	-	1,625	3,832	3,582	2,982	-	4,136	-	-	-	3,779	3,584	-	3,512	3,324	2,982	-	-	-	-	-
2014	5,323	5,123	4,695	-	-	2,901	-	-	-	-	-	-	-	-	-	-	-	-	-	-	-	-	-	-	-
2015	5,521	5,327	4,800	-	-	2,415	-	-	-	-	-	-	-	-	-	-	-	-	-	-	-	-	-	-	-
2016	5,247	5,046	4,529	-	-	1,975	-	-	-	-	-	-	-	-	-	-	-	-	-	-	-	-	-	-	-
2017	5,594	5,408	4,967	-	-	2,433	-	-	-	-	-	-	-	-	-	-	-	-	-	-	-	-	-	-	-
2018	4,095	4,006	3,387	-	-	2,046	-	-	-	-	-	-	-	-	-	-	-	-	-	-	-	-	-	-	-
2019	2,895	2,762	2,307	-	-	1,927	-	-	-	-	-	-	-	-	-	-	-	-	-	-	-	-	-	-	-
2020	2,460	2,841	2,169	-	-	1,569	-	-	-	-	-	-	-	-	-	-	-	-	-	-	-	-	-	-	-
2021	3,109	3,325	2,594	-	-	1,783	-	-	-	-	-	-	-	-	-	-	-	-	-	-	-	-	-	-	-
2022	3,488	4,022	3,617	-	-	3,042	-	-	-	-	-	-	-	-	-	-	-	-	-	-	-	-	-	-	-
2023	-	3,667	3,280	-	-	2,899	-	-	-	-	-	-	-	-	-	-	-	-	-	-	-	-	-	-	-
2024	3,395	3,310	2,995	-	-	3,082	-	-	-	-	-	-	-	-	-	-	-	-	-	-	-	-	-	-	-

주) 1. 2007년 7월 1일부터 돼지등급판정기준개정에 따라 육질등급판정 시행
 2. 2013년 7월 1일부터 돼지등급판정기준개정에 따라 규격 및 육질등급 통합
 (1*, 1, 2, 등외)

Note) 1. Meat quality grading service was enforced as standards revision of pork carcass grading from July 1, 2007.
 2. Standard and quality of grading was integrated as standards revision of pork carcass grading from July 1, 2013.(1*, 1, 2, other grade)

• 돼지 박피-암 Skinning Pork Female

판정장소 : 전국 도매시장

Place : Wholesale Center

(단위 : 원/kg)

(unit : won/kg)

연도	육질등급별					규격등급별				등급별 경락가격															
	By quality grade					By standard grade				Auction price by grade															
	1*	1	2	3	등외(E)	A	B	C	D	1*A	1*B	1*C	1*D	1A	1B	1C	1D	2A	2B	2C	2D	3A	3B	3C	3D
2002	-	-	-	-	-	1,318	2,872	2,711	2,565	2,397	-	-	-	-	-	-	-	-	-	-	-	-	-	-	-
2003	-	-	-	-	-	975	2,684	2,513	2,370	2,181	-	-	-	-	-	-	-	-	-	-	-	-	-	-	-
2004	-	-	-	-	-	1,876	3,736	3,575	3,430	3,228	-	-	-	-	-	-	-	-	-	-	-	-	-	-	-
2005	-	-	-	-	-	2,319	4,106	3,863	3,634	3,424	-	-	-	-	-	-	-	-	-	-	-	-	-	-	-
2006	-	-	-	-	-	1,866	4,048	3,819	3,594	3,360	-	-	-	-	-	-	-	-	-	-	-	-	-	-	-
2007	3,949	3,444	2,786	2,091	-	1,618	3,694	3,432	3,149	2,925	4,015	3,937	3,708	3,601	3,604	3,378	3,289	3,107	3,290	3,038	2,672	2,489	3,186	2,796	2,598
2008	4,709	4,310	3,525	2,929	-	2,241	4,431	4,218	3,930	3,663	4,807	4,689	4,396	4,035	4,449	4,273	4,195	4,047	3,968	3,750	3,536	3,278	3,545	3,476	3,281
2009	5,186	4,734	3,928	3,149	-	2,600	4,894	4,686	4,439	4,124	5,235	5,177	4,990	4,863	4,889	4,709	4,614	4,442	4,509	4,268	3,970	3,677	3,839	3,781	3,528
2010	4,960	4,529	3,700	2,892	-	2,426	4,705	4,475	4,202	3,894	5,003	4,926	4,674	4,498	4,698	4,494	4,389	4,226	4,262	4,028	3,772	3,483	3,258	3,804	3,376
2011	7,023	6,636	5,619	4,665	-	3,400	6,786	6,562	5,808	5,977	6,982	7,425	7,172	7,447	6,766	6,556	6,719	6,332	6,380	6,379	5,593	5,593	-	-	6,177
2012	4,920	4,535	3,850	-	-	2,084	4,683	4,397	3,844	-	4,920	-	-	-	4,653	4,402	-	4,291	3,961	3,844	-	-	-	-	-
2013	4,521	4,023	3,545	-	-	1,635	4,002	3,752	3,190	-	4,335	-	-	-	3,944	3,755	-	3,606	3,452	3,190	-	-	-	-	-
2014	5,445	5,259	4,917	-	-	2,913	-	-	-	-	-	-	-	-	-	-	-	-	-	-	-	-	-	-	-
2015	5,685	5,518	5,083	-	-	2,399	-	-	-	-	-	-	-	-	-	-	-	-	-	-	-	-	-	-	-
2016	5,415	5,240	4,817	-	-	1,968	-	-	-	-	-	-	-	-	-	-	-	-	-	-	-	-	-	-	-
2017	5,753	5,572	5,227	-	-	2,434	-	-	-	-	-	-	-	-	-	-	-	-	-	-	-	-	-	-	-
2018	4,433	4,244	3,277	-	-	2,062	-	-	-	-	-	-	-	-	-	-	-	-	-	-	-	-	-	-	-
2019	2,883	2,807	2,260	-	-	1,946	-	-	-	-	-	-	-	-	-	-	-	-	-	-	-	-	-	-	-
2020	-	2,954	2,125	-	-	1,586	-	-	-	-	-	-	-	-	-	-	-	-	-	-	-	-	-	-	-
2021	-	3,339	2,560	-	-	1,800	-	-	-	-	-	-	-	-	-	-	-	-	-	-	-	-	-	-	-
2022	4,021	4,128	3,668	-	-	3,065	-	-	-	-	-	-	-	-	-	-	-	-	-	-	-	-	-	-	-
2023	-	3,761	3,299	-	-	2,919	-	-	-	-	-	-	-	-	-	-	-	-	-	-	-	-	-	-	-
2024	3,628	3,394	2,944	-	-	3,100	-	-	-	-	-	-	-	-	-	-	-	-	-	-	-	-	-	-	-

주) 1. 2007년 7월 1일부터 돼지등급판정기준개정에 따라 육질등급판정 시행
 2. 2013년 7월 1일부터 돼지등급판정기준개정에 따라 규격 및 육질등급 통합
 (1*, 1, 2, 등외)

Note) 1. Meat quality grading service was enforced as standards revision of pork carcass grading from July 1, 2007.
 2. Standard and quality of grading was integrated as standards revision of pork carcass grading from July 1, 2013.(1*, 1, 2, other grade)

도축방법별 경락가격

• 돼지 박피-수

Skinning Pork Male

판정장소: 전국 도매시장

Place: Wholesale Center

(단위: 원/kg)

(unit: won/kg)

연도	육질등급별 By quality grade					규격등급별 By standard grade				등급별 경락가격 Auction price by grade															
	1*	1	2	3	등외 (E)	A	B	C	D	1*A	1*B	1*C	1*D	1A	1B	1C	1D	2A	2B	2C	2D	3A	3B	3C	3D
2002	-	-	-	-	1,118	-	-	2,268	1,948	-	-	-	-	-	-	-	-	-	-	-	-	-	-	-	-
2003	-	-	-	-	657	-	-	1,840	1,445	-	-	-	-	-	-	-	-	-	-	-	-	-	-	-	-
2004	-	-	-	-	1,585	-	-	2,777	2,408	-	-	-	-	-	-	-	-	-	-	-	-	-	-	-	-
2005	-	-	-	-	2,089	-	-	2,703	2,387	-	-	-	-	-	-	-	-	-	-	-	-	-	-	-	-
2006	-	-	-	-	1,508	-	-	2,414	2,069	-	-	-	-	-	-	-	-	-	-	-	-	-	-	-	-
2007	-	-	-	1,398	1,268	1,696	1,606	1,627	1,543	-	-	-	-	-	-	-	-	-	-	-	-	1,696	1,606	1,448	1,285
2008	-	-	-	2,463	1,887	2,897	2,797	2,561	2,277	-	-	-	-	-	-	-	-	-	-	-	-	2,897	2,797	2,561	2,277
2009	5,560	3,436	2,875	2,776	2,168	3,271	3,093	2,960	2,595	5,560	-	-	-	4,020	-	2,890	3,203	2,942	2,861	2,683	3,263	3,102	2,962	2,593	
2010	-	-	2,617	2,326	1,902	2,787	2,641	2,471	2,149	-	-	-	-	-	-	-	2,802	2,949	-	1,919	2,786	2,640	2,471	2,150	
2011	-	-	4,812	3,991	2,959	5,093	4,398	4,265	3,762	-	-	-	-	-	-	-	-	-	4,812	-	5,093	4,398	4,260	3,762	
2012	-	-	-	-	1,798	-	-	-	-	-	-	-	-	-	-	-	-	-	-	-	-	-	-	-	-
2013	-	-	-	-	1,287	-	-	-	-	-	-	-	-	-	-	-	-	-	-	-	-	-	-	-	-
2014	-	-	-	-	2,444	-	-	-	-	-	-	-	-	-	-	-	-	-	-	-	-	-	-	-	-
2015	-	-	-	-	1,969	-	-	-	-	-	-	-	-	-	-	-	-	-	-	-	-	-	-	-	-
2016	-	-	-	-	1,562	-	-	-	-	-	-	-	-	-	-	-	-	-	-	-	-	-	-	-	-
2017	-	-	-	-	1,891	-	-	-	-	-	-	-	-	-	-	-	-	-	-	-	-	-	-	-	-
2018	-	-	-	-	1,493	-	-	-	-	-	-	-	-	-	-	-	-	-	-	-	-	-	-	-	-
2019	-	-	-	-	1,274	-	-	-	-	-	-	-	-	-	-	-	-	-	-	-	-	-	-	-	-
2020	-	-	-	-	970	-	-	-	-	-	-	-	-	-	-	-	-	-	-	-	-	-	-	-	-
2021	-	-	-	-	1,013	-	-	-	-	-	-	-	-	-	-	-	-	-	-	-	-	-	-	-	-
2022	-	-	-	-	2,053	-	-	-	-	-	-	-	-	-	-	-	-	-	-	-	-	-	-	-	-
2023	-	-	-	-	2,055	-	-	-	-	-	-	-	-	-	-	-	-	-	-	-	-	-	-	-	-
2024	-	-	-	-	2,281	-	-	-	-	-	-	-	-	-	-	-	-	-	-	-	-	-	-	-	-

주) 1. 2007년 7월 1일부터 돼지등급판정기준개정에 따라 육질등급판정 시행
 2. 2013년 7월 1일부터 돼지등급판정기준개정에 따라 규격 및 육질등급 통합
 (1*, 1, 2, 등외)

Note) 1. Meat quality grading service was enforced as standards revision of pork carcass grading from July 1, 2007.
 2. Standard and quality of grading was integrated as standards revision of pork carcass grading from July 1, 2013.(1*, 1, 2, other grade)

• 돼지 박피-거세

Skinning Pork Castrated

판정장소: 전국 도매시장

Place: Wholesale Center

(단위: 원/kg)

(unit: won/kg)

연도	육질등급별 By quality grade					규격등급별 By standard grade				등급별 경락가격 Auction price by grade															
	1*	1	2	3	등외 (E)	A	B	C	D	1*A	1*B	1*C	1*D	1A	1B	1C	1D	2A	2B	2C	2D	3A	3B	3C	3D
2002	-	-	-	-	1,352	2,652	2,559	2,405	2,192	-	-	-	-	-	-	-	-	-	-	-	-	-	-	-	-
2003	-	-	-	-	1,024	2,446	2,353	2,212	1,986	-	-	-	-	-	-	-	-	-	-	-	-	-	-	-	-
2004	-	-	-	-	1,686	3,482	3,397	3,249	3,028	-	-	-	-	-	-	-	-	-	-	-	-	-	-	-	-
2005	-	-	-	-	1,803	3,745	3,586	3,364	3,087	-	-	-	-	-	-	-	-	-	-	-	-	-	-	-	-
2006	-	-	-	-	1,738	3,649	3,493	3,269	2,959	-	-	-	-	-	-	-	-	-	-	-	-	-	-	-	-
2007	3,249	2,978	2,617	1,971	1,470	3,243	3,065	2,814	2,555	3,317	3,270	2,996	2,748	3,132	2,967	2,787	2,591	2,933	2,785	2,543	2,304	2,641	2,602	2,269	1,878
2008	4,160	3,882	3,373	2,636	2,190	4,020	3,847	3,606	3,282	4,270	4,140	3,869	3,670	4,050	3,897	3,699	3,489	3,652	3,552	3,431	3,062	3,368	3,184	3,109	2,553
2009	4,494	4,216	3,659	2,880	2,382	4,406	4,241	3,951	3,605	4,567	4,508	4,238	4,046	4,404	4,258	4,020	3,794	4,210	3,999	3,763	3,379	3,914	3,805	3,585	2,833
2010	4,294	3,997	3,380	2,632	2,251	4,216	4,018	3,687	3,317	4,348	4,276	3,901	3,778	4,211	4,032	3,761	3,520	3,996	3,759	3,541	3,109	2,842	3,558	3,371	2,595
2011	6,206	6,038	5,159	4,608	3,550	6,184	5,983	5,290	5,471	6,163	6,573	6,292	6,100	6,187	5,976	6,083	5,713	6,028	6,003	5,101	5,247	-	5,118	5,305	4,595
2012	4,142	3,950	3,334	-	2,263	4,063	3,860	3,327	-	4,142	-	-	-	4,052	3,864	-	-	3,917	3,558	3,327	-	-	-	-	-
2013	3,937	3,493	3,049	-	2,459	3,423	3,265	2,694	-	3,656	-	-	-	3,381	3,267	-	-	3,338	3,156	2,694	-	-	-	-	-
2014	4,951	4,761	4,289	-	3,419	-	-	-	-	-	-	-	-	-	-	-	-	-	-	-	-	-	-	-	-
2015	5,118	4,917	4,359	-	3,256	-	-	-	-	-	-	-	-	-	-	-	-	-	-	-	-	-	-	-	-
2016	4,825	4,606	4,056	-	3,155	-	-	-	-	-	-	-	-	-	-	-	-	-	-	-	-	-	-	-	-
2017	5,206	5,016	4,531	-	3,545	-	-	-	-	-	-	-	-	-	-	-	-	-	-	-	-	-	-	-	-
2018	3,907	3,671	3,607	-	2,368	-	-	-	-	-	-	-	-	-	-	-	-	-	-	-	-	-	-	-	-
2019	2,949	2,599	2,395	-	1,726	-	-	-	-	-	-	-	-	-	-	-	-	-	-	-	-	-	-	-	-
2020	2,460	2,666	2,258	-	1,815	-	-	-	-	-	-	-	-	-	-	-	-	-	-	-	-	-	-	-	-
2021	3,109	3,200	2,675	-	2,022	-	-	-	-	-	-	-	-	-	-	-	-	-	-	-	-	-	-	-	-
2022	2,955	3,642	2,370	-	2,920	-	-	-	-	-	-	-	-	-	-	-	-	-	-	-	-	-	-	-	-
2023	-	3,180	3,083	-	2,646	-	-	-	-	-	-	-	-	-	-	-	-	-	-	-	-	-	-	-	-
2024	3,039	3,112	3,153	-	2,923	-	-	-	-	-	-	-	-	-	-	-	-	-	-	-	-	-	-	-	-

주) 1. 2007년 7월 1일부터 돼지등급판정기준개정에 따라 육질등급판정 시행
 2. 2013년 7월 1일부터 돼지등급판정기준개정에 따라 규격 및 육질등급 통합
 (1*, 1, 2, 등외)

Note) 1. Meat quality grading service was enforced as standards revision of pork carcass grading from July 1, 2007.
 2. Standard and quality of grading was integrated as standards revision of pork carcass grading from July 1, 2013.(1*, 1, 2, other grade)

도축방법별 경락가격

2) 돼지 탕박-전체
Scalding Pork Total

판정장소 : 전국 도매시장

Place : Wholesale Center

(단위 : 원/kg)

(unit : won/kg)

연도	육질등급별					규격등급별				등급별 경락가격																
	By quality grade					By standard grade				Auction price by grade																
	1 ⁺	1	2	3	등외 (E)	A	B	C	D	1 ^A	1 ^B	1 ^C	1 ^D	1A	1B	1C	1D	2A	2B	2C	2D	3A	3B	3C	3D	
2002	-	-	-	-	-	1,229	2,576	2,504	2,346	2,048	-	-	-	-	-	-	-	-	-	-	-	-	-	-	-	
2003	-	-	-	-	-	880	2,428	2,343	2,135	1,788	-	-	-	-	-	-	-	-	-	-	-	-	-	-	-	
2004	-	-	-	-	-	1,680	3,365	3,331	3,177	2,784	-	-	-	-	-	-	-	-	-	-	-	-	-	-	-	
2005	-	-	-	-	-	1,939	3,661	3,570	3,362	2,958	-	-	-	-	-	-	-	-	-	-	-	-	-	-	-	
2006	-	-	-	-	-	1,527	3,582	3,476	3,247	2,787	-	-	-	-	-	-	-	-	-	-	-	-	-	-	-	
2007	3,104	2,968	2,608	1,863	-	1,287	3,173	3,043	2,802	2,380	3,171	3,027	2,883	2,485	3,057	2,929	2,633	2,468	2,895	2,827	2,729	2,408	2,075	1,975	1,896	1,824
2008	4,000	3,900	3,568	2,800	-	1,875	3,958	3,851	3,683	3,236	4,073	3,869	3,670	3,525	3,976	3,885	3,560	3,321	3,744	3,737	3,735	3,345	2,989	2,914	2,803	2,776
2009	4,410	4,274	3,952	3,233	-	2,266	4,362	4,216	4,020	3,651	4,454	4,308	3,988	3,745	4,369	4,241	3,939	3,782	4,260	4,169	4,075	3,741	3,420	3,270	3,185	3,224
2010	4,220	4,065	3,691	2,853	-	1,945	4,163	3,998	3,803	3,369	4,243	4,118	3,861	2,952	4,171	4,034	3,732	3,489	4,012	3,877	3,858	3,465	2,982	2,858	2,790	2,855
2011	5,899	5,990	5,570	4,837	-	3,748	6,073	5,928	5,566	5,452	5,886	6,241	5,639	5,188	6,092	5,934	5,832	5,502	6,056	5,973	5,551	5,558	4,916	4,790	4,703	4,858
2012	4,216	4,082	3,811	-	-	2,561	4,151	4,014	3,811	-	4,216	-	-	-	4,145	4,018	-	-	3,811	3,720	3,811	-	-	-	-	-
2013	3,923	3,581	3,454	-	-	2,249	3,484	3,350	3,117	-	3,696	-	-	-	3,448	3,351	-	-	3,431	3,285	3,117	-	-	-	-	-
2014	4,923	4,807	4,593	-	-	3,382	-	-	-	-	-	-	-	-	-	-	-	-	-	-	-	-	-	-	-	-
2015	5,097	4,989	4,815	-	-	3,276	-	-	-	-	-	-	-	-	-	-	-	-	-	-	-	-	-	-	-	-
2016	4,810	4,674	4,428	-	-	2,764	-	-	-	-	-	-	-	-	-	-	-	-	-	-	-	-	-	-	-	-
2017	5,103	4,984	4,836	-	-	3,168	-	-	-	-	-	-	-	-	-	-	-	-	-	-	-	-	-	-	-	-
2018	4,715	4,588	4,358	-	-	2,722	-	-	-	-	-	-	-	-	-	-	-	-	-	-	-	-	-	-	-	-
2019	4,224	4,134	3,960	-	-	2,472	-	-	-	-	-	-	-	-	-	-	-	-	-	-	-	-	-	-	-	-
2020	4,619	4,537	4,327	-	-	2,522	-	-	-	-	-	-	-	-	-	-	-	-	-	-	-	-	-	-	-	-
2021	5,307	5,211	5,170	-	-	2,919	-	-	-	-	-	-	-	-	-	-	-	-	-	-	-	-	-	-	-	-
2022	6,016	5,955	5,848	-	-	3,126	-	-	-	-	-	-	-	-	-	-	-	-	-	-	-	-	-	-	-	-
2023	5,668	5,597	5,394	-	-	2,972	-	-	-	-	-	-	-	-	-	-	-	-	-	-	-	-	-	-	-	-
2024	5,670	5,584	5,448	-	-	3,256	-	-	-	-	-	-	-	-	-	-	-	-	-	-	-	-	-	-	-	-

주) 1. 2007년 7월 1일부터 돼지등급판정기준개정에 따라 육질등급판정 시행
 2. 2013년 7월 1일부터 돼지등급판정기준개정에 따라 규격 및 육질등급 통합
 (1*, 1, 2, 등외)

Note) 1. Meat quality grading service was enforced as standards revision of
 pork carcass grading from July 1, 2007.
 2. Standard and quality of grading was integrated as standards revision
 of pork carcass grading from July 1, 2013.(1*, 1, 2, other grade)

• 돼지 탕박-암
Scalding Pork Female

판정장소 : 전국 도매시장

Place : Wholesale Center

(단위 : 원/kg)

(unit : won/kg)

연도	육질등급별					규격등급별				등급별 경락가격																
	By quality grade					By standard grade				Auction price by grade																
	1*	1	2	3	등외 (E)	A	B	C	D	1*A	1*B	1*C	1*D	1A	1B	1C	1D	2A	2B	2C	2D	3A	3B	3C	3D	
2002	-	-	-	-	-	1,189	2,639	2,554	2,410	2,155	-	-	-	-	-	-	-	-	-	-	-	-	-	-	-	
2003	-	-	-	-	-	829	2,493	2,396	2,202	1,917	-	-	-	-	-	-	-	-	-	-	-	-	-	-	-	
2004	-	-	-	-	-	1,714	3,433	3,388	3,242	2,890	-	-	-	-	-	-	-	-	-	-	-	-	-	-	-	
2005	-	-	-	-	-	1,978	3,762	3,666	3,458	3,086	-	-	-	-	-	-	-	-	-	-	-	-	-	-	-	
2006	-	-	-	-	-	1,555	3,679	3,573	3,352	2,934	-	-	-	-	-	-	-	-	-	-	-	-	-	-	-	
2007	3,290	3,070	2,654	1,983	-	1,301	3,282	3,143	2,892	2,484	3,344	3,210	2,997	2,690	3,161	3,017	2,733	2,565	2,988	2,899	2,780	2,436	2,682	2,620	2,540	1,970
2008	4,175	4,003	3,604	2,942	-	1,871	4,070	3,950	3,768	3,318	4,228	4,065	3,830	3,167	4,081	3,972	3,687	3,463	3,814	3,787	3,779	3,374	3,919	3,675	3,319	2,937
2009	4,613	4,400	4,018	3,417	-	2,253	4,495	4,346	4,134	3,759	4,641	4,532	4,199	4,153	4,495	4,355	4,074	3,903	4,365	4,262	4,147	3,800	4,019	3,880	3,628	3,413
2010	4,398	4,191	3,759	3,042	-	1,932	4,296	4,131	3,918	3,482	4,418	4,307	4,039	3,390	4,295	4,145	3,862	3,634	4,143	3,974	3,931	3,529	3,879	3,652	3,384	3,037
2011	6,080	6,134	5,682	5,167	-	3,723	6,224	6,072	5,681	5,621	6,071	6,398	5,754	5,325	6,237	6,072	5,950	5,631	6,133	6,047	5,664	5,689	-	5,951	5,281	5,165
2012	4,366	4,203	3,892	-	-	2,567	4,280	4,124	3,893	-	4,366	-	-	-	4,271	4,128	-	-	3,867	3,791	3,893	-	-	-	-	-
2013	4,048	3,683	3,509	-	-	2,268	3,611	3,453	3,208	-	3,865	-	-	-	3,568	3,455	-	-	3,514	3,332	3,208	-	-	-	-	-
2014	5,038	4,911	4,678	-	-	3,393	-	-	-	-	-	-	-	-	-	-	-	-	-	-	-	-	-	-	-	-
2015	5,230	5,107	4,888	-	-	3,278	-	-	-	-	-	-	-	-	-	-	-	-	-	-	-	-	-	-	-	-
2016	4,947	4,793	4,492	-	-	2,744	-	-	-	-	-	-	-	-	-	-	-	-	-	-	-	-	-	-	-	-
2017	5,230	5,083	4,886	-	-	3,144	-	-	-	-	-	-	-	-	-	-	-	-	-	-	-	-	-	-	-	-
2018	4,850	4,699	4,423	-	-	2,762	-	-	-	-	-	-	-	-	-	-	-	-	-	-	-	-	-	-	-	-
2019	4,373	4,250	4,030	-	-	2,502	-	-	-	-	-	-	-	-	-	-	-	-	-	-	-	-	-	-	-	-
2020	4,788	4,676	4,407	-	-	2,529	-	-	-	-	-	-	-	-	-	-	-	-	-	-	-	-	-	-	-	-
2021	5,439	5,330	5,224	-	-	2,654	-	-	-	-	-	-	-	-	-	-	-	-	-	-	-	-	-	-	-	-
2022	6,137	6,053	5,858	-	-	3,005	-	-	-	-	-	-	-	-	-	-	-	-	-	-	-	-	-	-	-	-
2023	5,821	5,729	5,440	-	-	2,881	-	-	-	-	-	-	-	-	-	-	-	-	-	-	-	-	-	-	-	-
2024	5,803	5,707	5,540	-	-	3,177	-	-	-	-	-	-	-	-	-	-	-	-	-	-	-	-	-	-	-	-

주) 1. 2007년 7월 1일부터 돼지등급판정기준개정에 따라 육질등급판정 시행
 2. 2013년 7월 1일부터 돼지등급판정기준개정에 따라 규격 및 육질등급 통합
 (1*, 1, 2, 등외)

Note) 1. Meat quality grading service was enforced as standards revision of
 pork carcass grading from July 1, 2007.
 2. Standard and quality of grading was integrated as standards revision
 of pork carcass grading from July 1, 2013.(1*, 1, 2, other grade)

도축방법별 경락가격

• 돼지 탕박-수
Scalding Pork Male

판정장소 : 전국 도매시장

Place : Wholesale Center

(단위 : 원/kg)

(unit : won/kg)

연도	육질등급별					규격등급별				등급별 경락가격															
	By quality grade				등외 (E)	By standard grade				Auction price by grade															
1 ⁺	1	2	3	A		B	C	D	1 ⁺ A	1 ⁺ B	1 ⁺ C	1 ⁺ D	1A	1B	1C	1D	2A	2B	2C	2D	3A	3B	3C	3D	
2002	-	-	-	-	1,238	-	-	2,190	1,939	-	-	-	-	-	-	-	-	-	-	-	-	-	-	-	
2003	-	-	-	-	606	-	-	1,800	1,529	-	-	-	-	-	-	-	-	-	-	-	-	-	-	-	
2004	-	-	-	-	1,216	-	-	2,708	2,453	-	-	-	-	-	-	-	-	-	-	-	-	-	-	-	
2005	-	-	-	-	1,555	-	-	2,843	2,594	-	-	-	-	-	-	-	-	-	-	-	-	-	-	-	
2006	-	-	-	-	1,010	-	-	2,660	2,363	-	-	-	-	-	-	-	-	-	-	-	-	-	-	-	
2007	-	-	-	1,771	837	2,068	1,966	2,003	1,835	-	-	-	-	-	-	-	-	-	-	-	2,068	1,966	1,842	1,588	
2008	-	-	-	2,637	1,329	2,973	2,899	2,759	2,410	-	-	-	-	-	-	-	-	-	-	-	2,973	2,899	2,759	2,410	
2009	-	3,294	3,044	3,068	1,614	3,396	3,249	3,151	2,864	-	-	-	-	3,272	3,524	2,971	-	3,202	3,045	2,986	2,762	3,412	3,260	3,154	2,864
2010	-	3,430	3,255	2,692	1,270	3,013	2,860	2,767	2,514	-	-	-	-	3,232	3,849	-	-	3,365	3,198	2,780	2,657	2,973	2,852	2,767	2,514
2011	-	-	4,725	4,522	3,508	4,896	4,785	4,665	4,243	-	-	-	-	-	-	-	-	4,609	5,371	5,099	3,900	4,911	4,783	4,664	4,244
2012	-	-	-	-	2,437	-	-	-	-	-	-	-	-	-	-	-	-	-	-	-	-	-	-	-	
2013	-	-	-	-	2,111	-	-	-	-	-	-	-	-	-	-	-	-	-	-	-	-	-	-	-	
2014	-	-	-	-	3,372	-	-	-	-	-	-	-	-	-	-	-	-	-	-	-	-	-	-	-	
2015	-	-	-	-	3,297	-	-	-	-	-	-	-	-	-	-	-	-	-	-	-	-	-	-	-	
2016	-	-	-	-	2,849	-	-	-	-	-	-	-	-	-	-	-	-	-	-	-	-	-	-	-	
2017	-	-	-	-	3,226	-	-	-	-	-	-	-	-	-	-	-	-	-	-	-	-	-	-	-	
2018	-	-	-	-	2,734	-	-	-	-	-	-	-	-	-	-	-	-	-	-	-	-	-	-	-	
2019	-	-	-	-	2,492	-	-	-	-	-	-	-	-	-	-	-	-	-	-	-	-	-	-	-	
2020	-	-	-	-	2,605	-	-	-	-	-	-	-	-	-	-	-	-	-	-	-	-	-	-	-	
2021	-	-	-	-	3,379	-	-	-	-	-	-	-	-	-	-	-	-	-	-	-	-	-	-	-	
2022	-	-	-	-	3,492	-	-	-	-	-	-	-	-	-	-	-	-	-	-	-	-	-	-	-	
2023	-	-	-	-	3,309	-	-	-	-	-	-	-	-	-	-	-	-	-	-	-	-	-	-	-	
2024	-	-	-	-	3,460	-	-	-	-	-	-	-	-	-	-	-	-	-	-	-	-	-	-	-	

주) 1. 2007년 7월 1일부터 돼지등급판정기준개정에 따라 육질등급판정 시행
 2. 2013년 7월 1일부터 돼지등급판정기준개정에 따라 규격 및 육질등급 통합
 (1⁺, 1, 2, 등외)

Note) 1. Meat quality grading service was enforced as standards revision of pork carcass grading from July 1, 2007.
 2. Standard and quality of grading was integrated as standards revision of pork carcass grading from July 1, 2013.(1⁺, 1, 2, other grade)

• 돼지 탕박-거세 Scalding Pork Castrated

판정장소 : 전국 도매시장

Place : Wholesale Center

(단위 : 원/kg)

(unit : won/kg)

연도	육질등급별					규격등급별				등급별 경락가격															
	By quality grade					By standard grade				Auction price by grade															
	1*	1	2	3	등외 (E)	A	B	C	D	1*A	1*B	1*C	1*D	1A	1B	1C	1D	2A	2B	2C	2D	3A	3B	3C	3D
2002	-	-	-	-	1,408	2,474	2,443	2,306	2,010	-	-	-	-	-	-	-	-	-	-	-	-	-	-	-	-
2003	-	-	-	-	1,192	2,327	2,277	2,099	1,781	-	-	-	-	-	-	-	-	-	-	-	-	-	-	-	-
2004	-	-	-	-	1,723	3,269	3,258	3,126	2,767	-	-	-	-	-	-	-	-	-	-	-	-	-	-	-	-
2005	-	-	-	-	1,895	3,524	3,453	3,272	2,911	-	-	-	-	-	-	-	-	-	-	-	-	-	-	-	-
2006	-	-	-	-	1,682	3,433	3,349	3,154	2,749	-	-	-	-	-	-	-	-	-	-	-	-	-	-	-	-
2007	2,950	2,826	2,544	1,920	1,412	3,018	2,935	2,732	2,371	2,988	2,928	2,821	2,184	2,896	2,816	2,541	2,325	2,763	2,719	2,658	2,368	2,680	2,641	2,424	1,901
2008	3,838	3,761	3,514	2,914	2,106	3,818	3,759	3,628	3,230	3,904	3,747	3,571	3,834	3,826	3,771	3,446	3,143	3,646	3,666	3,670	3,300	3,655	3,423	3,325	2,898
2009	4,186	4,111	3,863	3,356	2,508	4,197	4,094	3,932	3,610	4,223	4,132	3,869	3,471	4,197	4,096	3,815	3,624	4,172	4,081	3,972	3,656	3,958	3,666	3,636	3,345
2010	3,978	3,896	3,598	2,976	2,154	3,988	3,877	3,721	3,321	3,999	3,900	3,567	2,874	3,990	3,889	3,604	3,326	3,912	3,775	3,758	3,374	3,779	3,397	3,255	2,970
2011	5,717	5,823	5,440	4,981	3,992	5,895	5,786	5,446	5,350	5,697	6,134	5,583	5,121	5,912	5,779	5,729	5,368	6,016	5,902	5,422	5,399	6,297	5,203	5,479	4,972
2012	4,006	3,923	3,718	-	2,706	3,967	3,882	3,719	-	4,006	-	-	-	3,963	3,885	-	-	3,747	3,647	3,719	-	-	-	-	-
2013	3,748	3,458	3,395	-	2,365	3,314	3,233	3,019	-	3,468	-	-	-	3,287	3,233	-	-	3,347	3,240	3,019	-	-	-	-	-
2014	4,749	4,678	4,505	-	3,378	-	-	-	-	-	-	-	-	-	-	-	-	-	-	-	-	-	-	-	-
2015	4,902	4,847	4,740	-	3,256	-	-	-	-	-	-	-	-	-	-	-	-	-	-	-	-	-	-	-	-
2016	4,602	4,528	4,363	-	2,711	-	-	-	-	-	-	-	-	-	-	-	-	-	-	-	-	-	-	-	-
2017	4,898	4,857	4,784	-	3,142	-	-	-	-	-	-	-	-	-	-	-	-	-	-	-	-	-	-	-	-
2018	4,490	4,441	4,289	-	2,669	-	-	-	-	-	-	-	-	-	-	-	-	-	-	-	-	-	-	-	-
2019	3,980	3,981	3,884	-	2,422	-	-	-	-	-	-	-	-	-	-	-	-	-	-	-	-	-	-	-	-
2020	4,351	4,360	4,242	-	2,448	-	-	-	-	-	-	-	-	-	-	-	-	-	-	-	-	-	-	-	-
2021	5,115	5,065	5,114	-	3,142	-	-	-	-	-	-	-	-	-	-	-	-	-	-	-	-	-	-	-	-
2022	5,847	5,837	5,837	-	3,406	-	-	-	-	-	-	-	-	-	-	-	-	-	-	-	-	-	-	-	-
2023	5,454	5,439	5,348	-	3,129	-	-	-	-	-	-	-	-	-	-	-	-	-	-	-	-	-	-	-	-
2024	5,477	5,438	5,358	-	3,502	-	-	-	-	-	-	-	-	-	-	-	-	-	-	-	-	-	-	-	-

주) 1. 2007년 7월 1일부터 돼지등급판정기준개정에 따라 육질등급판정 시행
 2. 2013년 7월 1일부터 돼지등급판정기준개정에 따라 규격 및 육질등급 통합
 (1⁺, 1, 2, 등외)

Note) 1. Meat quality grading service was enforced as standards revision of pork carcass grading from July 1, 2007.
 2. Standard and quality of grading was integrated as standards revision of pork carcass grading from July 1, 2013.(1⁺, 1, 2, other grade)

나. 도매시장별 돼지 경락가격

1) 돼지 박피-전체

(단위: 두, 원/kg)

등 급			전체 Total	도드람 Doddram	협신식품 Hyupsin	삼성식품 Sam sung	농협부천 NACF(Buchon)	농협음성 NACF(Eumseong)	김해축공 Gimhae(LCP)	부경축공 Pu kyung
유 전 별	전체	두수 경락가격	47,207	-	-	2,487	-	17,079	-	1
			3,082	-	-	2,893	-	3,085	-	2,090
	1*	두수 경락가격	5	-	-	-	-	1	-	-
			3,395	-	-	-	-	2,536	-	-
	1	두수 경락가격	26	-	-	-	-	10	-	-
			3,310	-	-	-	-	2,945	-	-
	2	두수 경락가격	195	-	-	-	-	126	-	-
			2,995	-	-	-	-	2,844	-	-
	등외	두수 경락가격	46,981	-	-	2,487	-	16,942	-	1
			3,082	-	-	2,893	-	3,086	-	2,090
	등외 제외	두수 경락가격	226	-	-	-	-	137	-	-
			3,037	-	-	-	-	2,848	-	-

주) 1. 두수는 도매시장 전체 상장두수이며 경락가격은 박피 기준임.
 2. 농협음성(서울)축산물공판장은 농협서울축산물공판장이 이전한 것임(2011.3.2.)
 3. 김해축산물공판장이 부경축산물공판장으로 통합(2022.2.3.)
 4. 2013년 7월 1일부터 돼지등급판정기준개정에 따라 규격 및 육질등급 통합(1*, 1, 2, 등외)

• 돼지 박피-암

(단위: 두, 원/kg)

등 급			전체 Total	도드람 Doddram	협신식품 Hyupsin	삼성식품 Sam sung	농협부천 NACF(Buchon)	농협음성 NACF(Eumseong)	김해축공 Gimhae(LCP)	부경축공 Pu kyung
유 전 별	전체	두수 경락가격	46,100	-	-	2,468	-	16,774	-	1
			3,100	-	-	2,901	-	3,097	-	2,090
	1*	두수 경락가격	3	-	-	-	-	-	-	-
			3,628	-	-	-	-	-	-	-
	1	두수 경락가격	18	-	-	-	-	6	-	-
			3,394	-	-	-	-	3,120	-	-
	2	두수 경락가격	147	-	-	-	-	118	-	-
			2,944	-	-	-	-	2,887	-	-
	등외	두수 경락가격	45,932	-	-	2,468	-	16,650	-	1
			3,100	-	-	2,901	-	3,098	-	2,090
	등외 제외	두수 경락가격	168	-	-	-	-	124	-	-
			3,001	-	-	-	-	2,898	-	-

주) 1. 두수는 도매시장 전체 상장두수이며 경락가격은 박피 기준임.
 2. 농협음성(서울)축산물공판장은 농협서울축산물공판장이 이전한 것임(2011. 3. 2.)
 3. 김해축산물공판장이 부경축산물공판장으로 통합(2022.2.3.)
 4. 2013년 7월 1일부터 돼지등급판정기준개정에 따라 규격 및 육질등급 통합(1*, 1, 2, 등외)

Auction price of pork carcass by wholesale market

Skinning Pork Total

(unit : head, won/kg)

동원산업 Dongwon	신흥산업 Shin hung	농협고령 NACF(Goryeong)	익산 Iksan	농협나주 NACF(Naju)	삼호축산 Samho	제주축협 Jeju(LCP)	Grade	
-	6,477	21,163	-	-	-	-	Head Auction price	Total
-	2,822	3,183	-	-	-	-	Head Auction price	1 ⁺
-	-	4	-	-	-	-	Head Auction price	1
-	-	3,595	-	-	-	-	Head Auction price	2
-	-	16	-	-	-	-	Head Auction price	E
-	-	3,530	-	-	-	-	Head Auction price	Except E
-	-	69	-	-	-	-	Head Auction price	
-	-	3,275	-	-	-	-	Head Auction price	
-	6,477	21,074	-	-	-	-	Head Auction price	
-	2,822	3,183	-	-	-	-	Head Auction price	
-	-	89	-	-	-	-	Head Auction price	
-	-	3,332	-	-	-	-	Head Auction price	

Note) 1. Number of head is that of listed in wholesale market and auction price is based skinning pork carcass
 2. Transferred to NACF Eumseong Slaughtering & Wholesale Center, NACF Seoul Slaughtering & Wholesale Center(2011. 3. 2.)
 3. Gimhae(LPC) Slaughtering & Wholesale Center consolidated into Pukyung Slaughtering & Wholesale Center(2022.2.3.)
 4. Standard and quality of grading was integrated as standards revision of pork carcass grading from July 1, 2013.(1⁺, 1, 2, other grade)

Skinning Pork Female

(unit : head, won/kg)

동원산업 Dongwon	신흥산업 Shin hung	농협고령 NACF(Goryeong)	익산 Iksan	농협나주 NACF(Naju)	삼호축산 Samho	제주축협 Jeju(LCP)	Grade	
-	6,243	20,614	-	-	-	-	Head Auction price	Total
-	2,864	3,198	-	-	-	-	Head Auction price	1 ⁺
-	-	3	-	-	-	-	Head Auction price	1
-	-	3,628	-	-	-	-	Head Auction price	2
-	-	12	-	-	-	-	Head Auction price	E
-	-	3,534	-	-	-	-	Head Auction price	Except E
-	-	29	-	-	-	-	Head Auction price	
-	-	3,186	-	-	-	-	Head Auction price	
-	6,243	20,570	-	-	-	-	Head Auction price	
-	2,864	3,198	-	-	-	-	Head Auction price	
-	-	44	-	-	-	-	Head Auction price	
-	-	3,308	-	-	-	-	Head Auction price	

Note) 1. Number of head is that of listed in wholesale market and auction price is based skinning pork carcass
 2. Transferred to NACF Eumseong Slaughtering & Wholesale Center, NACF Seoul Slaughtering & Wholesale Center(2011.3.2.)
 3. Gimhae(LPC) Slaughtering & Wholesale Center consolidated into Pukyung Slaughtering & Wholesale Center(2022.2.3.)
 4. Standard and quality of grading was integrated as standards revision of pork carcass grading from July 1, 2013.(1⁺, 1, 2, other grade)

도매시장별 돼지 경락가격

• 돼지 박피-수

(단위: 두, 원/kg)

등 급			전체 Total	도드람 Doddram	협신식품 Hyupsin	삼성식품 Sam sung	농협부천 NACF(Buchon)	농협음성 NACF(Eumseong)	김해축공 Gimhae(LCP)	부경축공 Pu kyung
By quality grade	전체	두수 경락가격	1,013	-	-	19	-	279	-	-
			2,281	-	-	1,944	-	2,320	-	-
	1*	두수 경락가격	-	-	-	-	-	-	-	-
			-	-	-	-	-	-	-	-
	1	두수 경락가격	-	-	-	-	-	-	-	-
			-	-	-	-	-	-	-	-
	2	두수 경락가격	-	-	-	-	-	-	-	-
			-	-	-	-	-	-	-	-
	등외	두수 경락가격	1,013	-	-	19	-	279	-	-
			2,281	-	-	1,944	-	2,320	-	-
	등외 제외	두수 경락가격	-	-	-	-	-	-	-	-
			-	-	-	-	-	-	-	-

주) 1. 두수는 도매시장 전체 상장두수이며 경락가격은 박피 기준임.
 2. 농협음성(서울)축산물공판장은 농협서울축산물공판장이 이전한 것임(2011.3.2.)
 3. 김해축산물공판장이 부경축산물공판장으로 통합(2022.2.3.)
 4. 2013년 7월 1일부터 돼지등급판정기준개정에 따라 규격 및 육질등급 통합(1*, 1, 2, 등외)

• 돼지 박피-거세

(단위: 두, 원/kg)

등 급			전체 Total	도드람 Doddram	협신식품 Hyupsin	삼성식품 Sam sung	농협부천 NACF(Buchon)	농협음성 NACF(Eumseong)	김해축공 Gimhae(LCP)	부경축공 Pu kyung
By quality grade	전체	두수 경락가격	94	-	-	-	-	26	-	-
			3,047	-	-	-	-	2,337	-	-
	1*	두수 경락가격	2	-	-	-	-	1	-	-
			3,039	-	-	-	-	2,536	-	-
	1	두수 경락가격	8	-	-	-	-	4	-	-
			3,112	-	-	-	-	2,654	-	-
	2	두수 경락가격	48	-	-	-	-	8	-	-
			3,153	-	-	-	-	2,138	-	-
	등외	두수 경락가격	36	-	-	-	-	13	-	-
			2,923	-	-	-	-	2,350	-	-
	등외 제외	두수 경락가격	58	-	-	-	-	13	-	-
			3,145	-	-	-	-	2,320	-	-

주) 1. 두수는 도매시장 전체 상장두수이며 경락가격은 박피 기준임.
 2. 농협음성(서울)축산물공판장은 농협서울축산물공판장이 이전한 것임(2011.3.2.)
 3. 김해축산물공판장이 부경축산물공판장으로 통합(2022.2.3.)
 4. 2013년 7월 1일부터 돼지등급판정기준개정에 따라 규격 및 육질등급 통합(1*, 1, 2, 등외)

Skinning Pork Male

(unit : head, won/kg)

동원산업 Dongwon	신흥산업 Shin hung	농협고령 NACF(Goryeong)	익산 Iksan	농협나주 NACF(Naju)	삼호축산 Samho	제주축협 Jeju(LCP)	Grade	
-	233	482	-	-	-	-	Head Auction price	Total
-	1,737	2,545	-	-	-	-	Head Auction price	1 ⁺
-	-	-	-	-	-	-	Head Auction price	1
-	-	-	-	-	-	-	Head Auction price	2
-	-	-	-	-	-	-	Head Auction price	E
-	233	482	-	-	-	-	Head Auction price	Except E
-	1,737	2,545	-	-	-	-	Head Auction price	
-	-	-	-	-	-	-	Head Auction price	
-	-	-	-	-	-	-	Head Auction price	

Note) 1. Number of head is that of listed in wholesale market and auction price is based skinning pork carcass
 2. Transferred to NACF Eumseong Slaughtering & Wholesale Center, NACF Seoul Slaughtering & Wholesale Center(2011.3.2.)
 3. Gimhae(LPC) Slaughtering & Wholesale Center consolidated into Pukyung Slaughtering & Wholesale Center(2022.2.3.)
 4. Standard and quality of grading was integrated as standards revision of pork carcass grading from July 1, 2013.(1⁺, 1, 2, other grade)

Skinning Pork Castrated

(unit : head, won/kg)

동원산업 Dongwon	신흥산업 Shin hung	농협고령 NACF(Goryeong)	익산 Iksan	농협나주 NACF(Naju)	삼호축산 Samho	제주축협 Jeju(LCP)	Grade	
-	1	67	-	-	-	-	Head Auction price	Total
-	2,339	3,328	-	-	-	-	Head Auction price	1 ⁺
-	-	1	-	-	-	-	Head Auction price	1
-	-	3,499	-	-	-	-	Head Auction price	2
-	-	4	-	-	-	-	Head Auction price	E
-	-	3,519	-	-	-	-	Head Auction price	Except E
-	-	40	-	-	-	-	Head Auction price	
-	-	3,336	-	-	-	-	Head Auction price	
-	1	22	-	-	-	-	Head Auction price	
-	2,339	3,285	-	-	-	-	Head Auction price	
-	-	45	-	-	-	-	Head Auction price	
-	-	3,355	-	-	-	-	Head Auction price	

Note) 1. Number of head is that of listed in wholesale market and auction price is based skinning pork carcass
 2. Transferred to NACF Eumseong Slaughtering & Wholesale Center, NACF Seoul Slaughtering & Wholesale Center(2011.3.2.)
 3. Gimhae(LPC) Slaughtering & Wholesale Center consolidated into Pukyung Slaughtering & Wholesale Center(2022.2.3.)
 4. Standard and quality of grading was integrated as standards revision of pork carcass grading from July 1, 2013.(1⁺, 1, 2, other grade)

도매시장별 돼지 경락가격

2) 돼지 탕박-전체

(단위: 두, 원/kg)

등 급			전체 Total	도드람 Doddram	협신식품 Hyupsin	삼성식품 Sam sung	농협부천 NACF(Buchon)	농협음성 NACF(Eumseong)	김해축공 Gimhae(LCP)	부경축공 Pu kyung
By quality grade	전체	두수 경락가격	814,261	62,194	42,827	12,285	-	477	-	295,269
			5,097	5,454	5,492	5,095	-	3,168	-	4,497
	1*	두수 경락가격	164,494	24,793	13,715	3,828	-	13	-	61,942
			5,670	5,574	5,993	5,561	-	4,710	-	5,456
	1	두수 경락가격	196,867	24,032	15,091	4,283	-	17	-	68,025
			5,584	5,509	5,692	5,323	-	4,442	-	5,383
	2	두수 경락가격	315,575	13,069	13,144	3,879	-	29	-	81,984
			5,448	5,174	4,896	4,571	-	3,097	-	5,000
	등외	두수 경락가격	137,325	300	877	295	-	418	-	83,318
			3,256	3,787	3,363	2,756	-	3,116	-	3,147
	등외 제외	두수 경락가격	676,936	61,894	41,950	11,990	-	59	-	211,951
			5,545	5,462	5,535	5,153	-	3,858	-	5,262

주) 1. 두수는 도매시장 전체 상장두수이며 경락가격은 탕박 기준임.
 2. 농협음성(서울)축산물공판장은 농협서울축산물공판장이 이전한 것임(2011.3.2.)
 3. 김해축산물공판장이 부경축산물공판장으로 통합(2022.2.3.)
 4. 2013년 7월 1일부터 돼지등급판정기준개정에 따라 규격 및 육질등급 통합(1*, 1, 2, 등외)

• 돼지 탕박-암

(단위: 두, 원/kg)

등 급			전체 Total	도드람 Doddram	협신식품 Hyupsin	삼성식품 Sam sung	농협부천 NACF(Buchon)	농협음성 NACF(Eumseong)	김해축공 Gimhae(LCP)	부경축공 Pu kyung
By quality grade	전체	두수 경락가격	442,340	30,979	34,174	7,667	-	444	-	168,555
			5,034	5,608	5,707	5,341	-	3,156	-	4,268
	1*	두수 경락가격	96,963	12,858	11,602	2,690	-	5	-	35,033
			5,803	5,710	6,120	5,708	-	4,851	-	5,564
	1	두수 경락가격	106,316	12,021	12,399	2,805	-	10	-	34,592
			5,707	5,652	5,841	5,481	-	4,578	-	5,488
	2	두수 경락가격	156,468	6,064	9,707	2,070	-	15	-	38,494
			5,540	5,320	5,150	4,788	-	3,224	-	5,050
	등외	두수 경락가격	82,593	36	466	102	-	414	-	60,436
			3,177	5,002	3,750	2,823	-	3,124	-	3,115
	등외 제외	두수 경락가격	359,747	30,943	33,708	7,565	-	30	-	108,119
			5,665	5,609	5,734	5,371	-	3,947	-	5,365

주) 1. 두수는 도매시장 전체 상장두수이며 경락가격은 탕박 기준임.
 2. 농협음성(서울)축산물공판장은 농협서울축산물공판장이 이전한 것임(2011.3.2.)
 3. 김해축산물공판장이 부경축산물공판장으로 통합(2022.2.3.)
 4. 2013년 7월 1일부터 돼지등급판정기준개정에 따라 규격 및 육질등급 통합(1*, 1, 2, 등외)

Skinning Pork Male

(unit : head, won/kg)

동원산업 Dongwon	신흥산업 Shin hung	농협고령 NACF(Goryeong)	익산 Iksan	농협나주 NACF(Naju)	삼호축산 Samho	제주축협 Jeju(LCP)	Grade	
-	14,481	67,559	-	45,102	5,050	269,017	Head Auction price	Total
-	3,983	4,816	-	4,072	5,376	6,010	Head Auction price	1*
-	1,930	9,111	-	4,291	1,494	43,377		
-	4,402	5,541	-	5,034	5,605	6,089	Head Auction price	1
-	2,200	14,268	-	6,144	1,912	60,895		
-	4,293	5,287	-	4,918	5,545	6,027	Head Auction price	2
-	5,207	29,658	-	16,509	1,583	150,513		
-	4,111	4,832	-	4,426	5,034	6,106	Head Auction price	E
-	5,144	14,522	-	18,158	61	14,232		
-	3,377	3,395	-	3,049	3,255	4,491	Head Auction price	Except E
-	9,337	53,037	-	26,944	4,989	254,785		
-	4,220	5,089	-	4,650	5,397	6,083	Head Auction price	
-			-					

Note) 1. Number of head is that of listed in wholesale market and auction price is based listed skinning pork carcass
 2. Transferred to NACF Eumseong Slaughtering & Wholesale Center, NACF Seoul Slaughtering & Wholesale Center(2011.3.2.)
 3. Gimhae(LPC) Slaughtering & Wholesale Center consolidated into Pukyung Slaughtering & Wholesale Center(2022.2.3.)
 4. Standard and quality of grading was integrated as standards revision of pork carcass grading from July 1, 2013.(1*, 1, 2, other grade)

Scalding Pork Female

(unit : head, won/kg)

동원산업 Dongwon	신흥산업 Shin hung	농협고령 NACF(Goryeong)	익산 Iksan	농협나주 NACF(Naju)	삼호축산 Samho	제주축협 Jeju(LCP)	Grade	
-	6,846	33,349	-	23,380	2,671	134,275	Head Auction price	Total
-	4,147	4,981	-	4,290	5,568	6,142	Head Auction price	1*
-	961	4,961	-	2,991	846	25,016		
-	4,629	5,774	-	5,140	5,741	6,186	Head Auction price	1
-	1,050	7,111	-	3,960	1,004	31,364		
-	4,444	5,472	-	5,014	5,691	6,133	Head Auction price	2
-	2,803	14,820	-	9,454	795	72,246		
-	4,197	4,939	-	4,534	5,289	6,244	Head Auction price	E
-	2,032	6,457	-	6,975	26	5,649		
-	3,435	3,403	-	2,960	3,636	4,493	Head Auction price	Except E
-	4,814	26,892	-	16,405	2,645	128,626		
-	4,346	5,251	-	4,774	5,584	6,204	Head Auction price	
-			-					

Note) 1. Number of head is that of listed in wholesale market and auction price is based listed skinning pork carcass
 2. Transferred to NACF Eumseong Slaughtering & Wholesale Center, NACF Seoul Slaughtering & Wholesale Center(2011.3.2.)
 3. Gimhae(LPC) Slaughtering & Wholesale Center consolidated into Pukyung Slaughtering & Wholesale Center(2022.2.3.)
 4. Standard and quality of grading was integrated as standards revision of pork carcass grading from July 1, 2013.(1*, 1, 2, other grade)

도매시장별 돼지 경락가격

• 돼지 탕박-수

(단위: 두, 원/kg)

등 급			전체 Total	도드람 Doddram	협신식품 Hyupsin	삼성식품 Sam sung	농협부천 NACF(Buchon)	농협음성 NACF(Eumseong)	김해축공 Gimhae(LCP)	부경축공 Pu kyung
아 래 계 별	전체	두수 경락가격	15,850	217	50	51	-	4	-	5,414
			3,460	3,412	2,544	2,531	-	2,293	-	3,237
	1*	두수 경락가격	-	-	-	-	-	-	-	-
			-	-	-	-	-	-	-	-
	1	두수 경락가격	-	-	-	-	-	-	-	-
			-	-	-	-	-	-	-	-
	2	두수 경락가격	-	-	-	-	-	-	-	-
			-	-	-	-	-	-	-	-
	등외	두수 경락가격	15,850	217	50	51	-	4	-	5,414
			3,460	3,412	2,544	2,531	-	2,293	-	3,237
	등외 제외	두수 경락가격	-	-	-	-	-	-	-	-
			-	-	-	-	-	-	-	-

주) 1. 두수는 도매시장 전체 상장두수이며 경락가격은 탕박 기준임.
 2. 농협음성(서울)축산물공판장은 농협서울축산물공판장이 이전한 것임(2011.3.2.)
 3. 김해축산물공판장이 부경축산물공판장으로 통합(2022.2.3.)
 4. 2013년 7월 1일부터 돼지등급판정기준개정에 따라 규격 및 육질등급 통합(1*, 1, 2, 등외)

• 돼지 탕박-거세

(단위: 두, 원/kg)

등 급			전체 Total	도드람 Doddram	협신식품 Hyupsin	삼성식품 Sam sung	농협부천 NACF(Buchon)	농협음성 NACF(Eumseong)	김해축공 Gimhae(LCP)	부경축공 Pu kyung
아 래 계 별	전체	두수 경락가격	356,071	30,998	8,603	4,567	-	29	-	121,300
			5,265	5,313	4,656	4,719	-	3,761	-	4,987
	1*	두수 경락가격	67,531	11,935	2,113	1,138	-	8	-	26,909
			5,477	5,426	5,292	5,213	-	4,622	-	5,315
	1	두수 경락가격	90,551	12,011	2,692	1,478	-	7	-	33,433
			5,438	5,365	5,000	5,022	-	4,243	-	5,273
	2	두수 경락가격	159,107	7,005	3,437	1,809	-	14	-	43,490
			5,358	5,047	4,185	4,329	-	2,944	-	4,956
	등외	두수 경락가격	38,882	47	361	142	-	-	-	17,468
			3,502	4,269	2,967	2,794	-	-	-	3,391
	등외 제외	두수 경락가격	317,189	30,951	8,242	4,425	-	29	-	103,832
			5,408	5,315	4,727	4,784	-	3,761	-	5,155

주) 1. 두수는 도매시장 전체 상장두수이며 경락가격은 탕박 기준임.
 2. 농협음성(서울)축산물공판장은 농협서울축산물공판장이 이전한 것임(2011.3.2.)
 3. 김해축산물공판장이 부경축산물공판장으로 통합(2022.2.3.)
 4. 2013년 7월 1일부터 돼지등급판정기준개정에 따라 규격 및 육질등급 통합(1*, 1, 2, 등외)

Scalding Pork Male

(unit : head, won/kg)

동원산업 Dongwon	신흥산업 Shin hung	농협고령 NACF(Goryeong)	익산 Iksan	농협나주 NACF(Naju)	삼호축산 Samho	제주축협 Jeju(LCP)	Grade	
-	996	1,223	-	3,909	17	3,969	Head Auction price	Total
-	3,326	3,806	-	3,188	3,261	4,105	Head Auction price	1*
-	-	-	-	-	-	-	Head Auction price	1
-	-	-	-	-	-	-	Head Auction price	2
-	-	-	-	-	-	-	Head Auction price	E
-	-	-	-	-	-	-	Head Auction price	Except E

Note) 1. Number of head is that of listed in wholesale market and auction price is based listed skinning pork carcass
 2. Transferred to NACF Eumseong Slaughtering & Wholesale Center, NACF Seoul Slaughtering & Wholesale Center(2011.3.2.)
 3. Gimhae(LPC) Slaughtering & Wholesale Center consolidated into Pukyung Slaughtering & Wholesale Center(2022.2.3.)
 4. Standard and quality of grading was integrated as standards revision of pork carcass grading from July 1, 2013.(1*, 1, 2, other grade)

Scalding Pork Castrated

(unit : head, won/kg)

동원산업 Dongwon	신흥산업 Shin hung	농협고령 NACF(Goryeong)	익산 Iksan	농협나주 NACF(Naju)	삼호축산 Samho	제주축협 Jeju(LCP)	Grade	
-	6,639	32,987	-	17,813	2,362	130,773	Head Auction price	Total
-	3,922	4,687	-	4,001	5,173	5,932	Head Auction price	1*
-	969	4,150	-	1,300	648	18,361	Head Auction price	1
-	4,177	5,263	-	4,790	5,426	5,958	Head Auction price	2
-	1,150	7,157	-	2,184	908	29,531	Head Auction price	E
-	4,155	5,104	-	4,744	5,383	5,915	Head Auction price	Except E
-	2,404	14,838	-	7,055	788	78,267	Head Auction price	
-	4,014	4,728	-	4,277	4,779	5,981	Head Auction price	
-	2,116	6,842	-	7,274	18	4,614	Head Auction price	
-	3,356	3,281	-	3,035	2,605	4,906	Head Auction price	
-	4,523	26,145	-	10,539	2,344	126,159	Head Auction price	
-	4,088	4,925	-	4,451	5,187	5,961	Head Auction price	

Note) 1. Number of head is that of listed in wholesale market and auction price is based listed skinning pork carcass
 2. Transferred to NACF Eumseong Slaughtering & Wholesale Center, NACF Seoul Slaughtering & Wholesale Center(2011.3.2.)
 3. Gimhae(LPC) Slaughtering & Wholesale Center consolidated into Pukyung Slaughtering & Wholesale Center(2022.2.3.)
 4. Standard and quality of grading was integrated as standards revision of pork carcass grading from July 1, 2013.(1*, 1, 2, other grade)

3. 도체중량대별 돼지 상세분석

• 돼지(탕박) 전체

판정장소 : 전체

(단위 : 두, 원/kg, mm, kg)

연도	전 체 Total				50kg 미만 under 50kg				50 ~ 60kg				60 ~ 70kg			
	두수 Head	가격 Price	등지방두께 Backfat	도체중량 Weight	두수 Head	가격 Price	등지방두께 Backfat	도체중량 Weight	두수 Head	가격 Price	등지방두께 Backfat	도체중량 Weight	두수 Head	가격 Price	등지방두께 Backfat	도체중량 Weight
2002	11,339,831	2,411	21.5	82.3	27,668	1,608	11.4	47.0	82,318	2,025	13.5	55.7	599,094	2,304	16.5	66.2
2003	11,872,500	2,240	21.5	82.5	29,993	1,377	11.3	47.0	76,798	1,754	13.5	55.7	543,592	2,090	16.6	66.2
2004	10,783,782	3,182	21.3	83.0	46,197	1,952	11.3	46.9	82,311	2,573	13.3	55.6	433,262	2,971	16.3	66.1
2005	9,321,298	3,394	21.2	84.7	55,269	2,139	11.1	46.9	70,007	2,782	12.8	55.5	288,828	3,162	15.7	66.1
2006	9,241,855	3,271	21.3	85.4	59,258	1,935	11.5	46.8	69,194	2,565	12.5	55.4	258,780	3,013	15.6	66.1
2007	10,484,181	2,852	20.9	85.6	57,834	1,623	12.9	46.0	71,085	2,093	12.5	55.3	248,132	2,520	15.2	66.1
2008	11,443,467	3,657	20.7	85.8	60,348	2,166	13.0	45.5	76,226	2,837	11.9	55.4	253,332	3,377	14.8	66.0
2009	12,297,263	4,076	21.4	86.9	57,408	2,586	13.5	43.4	63,760	3,303	11.7	55.5	201,218	3,745	15.0	66.1
2010	13,449,761	3,846	21.6	87.0	55,479	2,099	13.5	42.8	65,124	2,932	11.8	55.7	221,528	3,460	15.1	66.0
2011	10,353,578	5,691	21.8	88.2	47,096	3,259	15.4	44.9	50,980	4,538	12.3	55.5	154,762	5,288	15.8	66.5
2012	13,484,421	3,878	21.8	88.1	45,416	1,986	15.5	44.4	53,253	2,826	18.0	55.1	173,741	3,547	16.4	67.2
2013	15,560,095	3,497	21.5	87.4	34,344	1,511	15.4	44.1	57,229	2,309	17.3	55.1	217,050	3,255	16.3	67.2
2014	15,227,310	4,655	21.6	87.7	37,698	2,341	16.0	41.8	51,975	3,480	18.2	54.8	170,015	4,403	16.5	67.2
2015	15,500,593	4,830	21.7	87.7	38,462	2,060	16.8	42.0	52,419	3,347	17.2	55.4	176,321	4,389	16.6	67.2
2016	16,170,393	4,470	21.6	88.0	39,497	1,643	16.3	43.9	59,683	2,757	18.5	54.7	175,078	3,822	16.4	67.2
2017	16,394,403	4,797	21.8	87.9	40,342	1,905	14.2	39.8	59,398	3,183	16.0	56.3	193,382	4,363	16.8	67.2
2018	17,214,606	4,359	21.8	88.0	40,666	1,498	11.2	41.3	60,949	2,629	14.0	56.1	184,912	3,778	16.6	67.3
2019	17,669,814	3,935	21.8	88.2	32,779	1,334	19.1	29.8	53,709	2,357	14.7	56.2	180,586	3,540	16.8	67.4
2020	18,160,307	4,312	21.6	88.2	30,536	1,325	14.4	32.6	50,736	2,313	13.3	55.7	162,072	3,655	16.5	67.4
2021	18,237,974	4,970	21.3	88.0	32,154	1,826	12.1	41.2	55,593	3,063	12.8	56.4	175,732	4,447	16.1	67.4
2022	18,466,963	5,927	21.1	88.1	42,316	1,907	10.0	41.0	62,265	3,538	14.9	56.9	168,236	5,431	15.8	67.4
2023	18,688,628	5,526	21.2	88.0	40,915	2,357	10.5	43.9	58,586	3,124	11.3	55.8	173,122	4,898	16.3	67.5
2024	18,969,860	5,545	21.1	87.8	39,014	-	12.0	39.0	59,008	-	13.4	56.4	195,061	5,291	16.8	67.5

주) 98년 이전 가격은 산술평균이며, 98년 이후 가격은 가중평균, 등지방두께와 도체중량, 가격은 등외등급을 제외한 평균치임

• 돼지(탕박) 암

판정장소 : 전체

(단위 : 두, 원/kg, mm, kg)

연도	전 체 Total				50kg 미만 under 50kg				50 ~ 60kg				60 ~ 70kg			
	두수 Head	가격 Price	등지방두께 Backfat	도체중량 Weight	두수 Head	가격 Price	등지방두께 Backfat	도체중량 Weight	두수 Head	가격 Price	등지방두께 Backfat	도체중량 Weight	두수 Head	가격 Price	등지방두께 Backfat	도체중량 Weight
2002	5,199,569	2,496	19.6	81.5	13,881	1,667	10.9	47.0	42,492	2,097	12.7	55.7	304,681	2,370	15.3	66.1
2003	5,589,303	2,327	19.6	81.9	15,507	1,429	10.8	47.0	40,447	1,821	12.7	55.7	277,369	2,154	15.4	66.2
2004	5,175,620	3,247	19.5	82.5	23,568	1,999	10.8	46.9	43,035	2,626	12.4	55.6	220,264	3,023	15.0	66.1
2005	4,513,208	3,479	19.4	84.1	27,911	2,197	10.5	46.8	36,671	2,851	11.9	55.5	150,030	3,235	14.6	66.1
2006	4,533,125	3,371	19.5	84.8	29,989	1,991	10.8	46.8	36,536	2,629	11.8	55.4	134,873	3,084	14.5	66.1
2007	5,234,325	2,945	19.2	85.2	29,493	1,672	12.2	46.0	36,767	2,163	11.7	55.4	127,871	2,587	14.1	66.0
2008	5,736,983	3,734	19.1	85.5	30,062	2,215	12.3	45.6	40,209	2,887	11.2	55.4	131,638	3,422	13.7	66.0
2009	6,051,193	4,185	19.8	86.5	27,162	2,635	12.8	43.4	32,340	3,371	11.0	55.5	104,823	3,806	13.9	66.0
2010	6,623,509	3,967	20.0	86.6	26,552	2,158	12.6	43.0	33,061	2,998	11.2	55.7	115,202	3,513	14.0	66.0
2011	5,018,101	5,837	20.1	87.8	22,282	3,321	14.4	44.9	25,068	4,645	11.4	55.6	78,089	5,395	14.5	66.5
2012	6,615,151	4,010	20.2	87.6	21,517	2,042	14.5	44.7	26,149	2,931	17.1	55.0	88,566	3,618	15.1	67.2
2013	7,713,146	3,603	19.9	87.0	16,116	1,565	14.4	44.2	27,821	2,392	16.4	54.9	109,977	3,297	15.0	67.2
2014	7,523,618	4,781	20.1	87.5	17,525	2,379	16.0	41.4	25,178	3,562	17.3	54.6	86,161	4,463	15.2	67.2
2015	7,679,624	4,965	20.2	87.5	17,860	2,113	16.8	41.6	25,479	3,441	16.5	55.4	89,601	4,446	15.4	67.2
2016	8,045,609	4,615	20.1	87.8	17,731	1,700	15.1	45.7	27,785	2,859	17.4	54.8	86,690	3,894	15.2	67.3
2017	8,174,914	4,928	20.3	87.8	18,360	1,948	13.3	38.5	27,585	3,255	14.7	56.4	96,306	4,443	15.5	67.2
2018	8,618,981	4,508	20.4	87.8	18,034	1,540	9.0	41.4	27,817	2,722	13.0	56.5	91,584	3,860	15.4	67.3
2019	8,853,635	4,083	20.4	88.0	14,785	1,375	14.5	37.0	25,299	2,440	15.7	56.8	90,303	3,619	15.6	67.4
2020	9,095,543	4,483	20.2	88.1	13,771	1,348	11.7	31.3	23,848	2,369	13.6	55.6	80,506	3,726	15.3	67.4
2021	9,150,278	5,027	20.0	87.8	15,053	1,863	11.9	40.1	26,450	3,120	12.9	56.8	87,706	4,485	15.0	67.4
2022	9,324,165	6,002	19.8	87.9	19,048	1,548	9.3	41.3	29,363	3,602	14.7	57.3	83,744	5,408	14.8	67.5
2023	9,441,063	5,636	20.0	87.8	18,298	2,158	11.5	45.0	27,024	3,031	10.4	55.6	85,606	4,895	15.3	67.5
2024	9,626,214	5,665	20.0	87.7	17,428	-	-	-	27,125	-	12.3	57.3	95,458	5,310	15.8	67.5

주) 98년 이전 가격은 산술평균이며, 98년 이후 가격은 가중평균, 등지방두께와 도체중량, 가격은 등외등급을 제외한 평균치임

Analysis of pork carcass by weight

Pork(Scalding) Total

Place : the whole country

(unit : head, won/kg, mm, kg)

70 ~ 80kg				80 ~ 90kg				90 ~ 100kg				100kg 이상 100kg and over				Year
두수 Head	가격 Price	등지방두께 Backfat	도체중량 Weight	두수 Head	가격 Price	등지방두께 Backfat	도체중량 Weight	두수 Head	가격 Price	등지방두께 Backfat	도체중량 Weight	두수 Head	가격 Price	등지방두께 Backfat	도체중량 Weight	
3,530,875	2,491	19.5	75.5	4,869,976	2,481	22.1	84.1	1,774,570	2,271	24.8	93.3	455,330	1,649	27.7	104.6	2002
3,588,345	2,326	19.5	75.6	5,295,923	2,317	22.0	84.1	1,876,208	2,093	24.6	93.2	461,641	1,431	27.5	104.4	2003
2,954,406	3,267	19.3	75.7	4,979,967	3,317	21.7	84.2	1,842,915	3,148	24.2	93.2	444,724	2,223	26.9	104.0	2004
2,050,405	3,484	18.7	75.8	4,241,951	3,564	21.2	84.4	2,030,186	3,394	23.6	93.4	584,652	2,471	26.4	104.5	2005
1,838,273	3,372	18.6	75.8	4,128,047	3,463	21.1	84.5	2,204,222	3,285	23.6	93.5	684,081	2,251	26.4	104.7	2006
1,970,311	2,905	18.1	76.0	4,830,887	3,041	20.6	84.5	2,537,574	2,883	23.1	93.4	768,358	1,946	26.0	104.6	2007
2,003,520	3,780	18.0	76.0	5,361,938	3,839	20.4	84.6	2,854,382	3,645	22.8	93.4	833,721	2,591	25.8	104.4	2008
1,748,894	4,127	18.4	76.1	5,725,837	4,254	20.9	84.8	3,549,875	4,108	23.3	93.5	950,271	3,219	26.2	104.2	2009
1,868,278	3,934	18.5	76.2	6,331,408	4,048	21.1	84.8	3,894,705	3,858	23.4	93.4	1,013,239	2,990	26.2	104.2	2010
1,245,956	5,818	18.5	76.2	4,510,996	5,942	21.0	85.0	3,296,791	5,748	23.2	93.6	1,046,997	4,772	26.0	105.2	2011
1,516,182	4,007	18.5	76.2	6,102,212	4,052	21.0	85.0	4,454,564	3,847	23.3	93.5	1,139,053	3,037	26.1	104.0	2012
1,854,486	3,657	18.4	76.3	7,563,217	3,645	20.9	85.0	4,789,019	3,416	23.2	93.4	1,044,750	2,653	25.9	103.4	2013
1,481,573	4,856	18.6	76.3	7,450,561	4,816	20.9	85.1	5,042,094	4,585	23.1	93.3	993,394	3,833	25.7	102.6	2014
1,499,972	5,114	18.6	76.3	7,620,218	5,024	21.0	85.1	5,092,601	4,734	23.2	93.3	1,020,600	3,934	25.8	102.7	2015
1,477,930	4,684	18.5	76.3	7,811,610	4,702	20.8	85.1	5,491,820	4,424	23.1	93.3	1,114,775	3,636	25.7	102.6	2016
1,467,332	5,088	18.7	76.3	7,929,748	5,006	21.0	85.2	5,614,225	4,741	23.3	93.3	1,089,976	3,970	25.9	102.6	2017
1,543,362	4,602	18.7	76.3	8,339,477	4,593	21.0	85.2	5,865,126	4,343	23.3	93.3	1,180,114	3,594	25.9	102.6	2018
1,506,378	4,256	18.7	76.3	8,470,099	4,136	20.9	85.2	6,133,563	3,879	23.2	93.3	1,292,699	3,104	25.7	102.7	2019
1,450,529	4,600	18.5	76.4	8,834,518	4,511	20.7	85.3	6,402,528	4,302	22.9	93.3	1,229,388	3,387	25.6	102.7	2020
1,557,712	5,560	18.2	76.4	9,044,440	5,242	20.5	85.2	6,217,598	4,972	22.8	93.3	1,154,745	3,309	25.4	102.6	2021
1,568,083	6,271	18.0	76.4	9,042,294	6,051	20.3	85.2	6,300,185	5,651	22.5	93.3	1,283,584	5,119	25.0	102.6	2022
1,669,585	5,656	18.4	76.4	9,135,315	5,634	20.4	85.2	6,322,980	5,433	22.6	93.3	1,288,125	4,931	25.0	102.7	2023
1,766,061	5,770	18.4	76.3	9,281,470	5,626	20.4	85.2	6,357,884	5,370	22.5	93.3	1,271,362	4,791	25.0	102.6	2024

Note) The prices before 1998 are arithmetical average and the prices after 1998 are weighted average. Backfat thickness, Price and carcass weight average of other grade are excluded.

Pork(Scalding) Female

Place : the whole country

(unit : head, won/kg, mm, kg)

70 ~ 80kg				80 ~ 90kg				90 ~ 100kg				100kg 이상 100kg and over				Year
두수 Head	가격 Price	등지방두께 Backfat	도체중량 Weight	두수 Head	가격 Price	등지방두께 Backfat	도체중량 Weight	두수 Head	가격 Price	등지방두께 Backfat	도체중량 Weight	두수 Head	가격 Price	등지방두께 Backfat	도체중량 Weight	
1,728,009	2,566	18.0	75.4	2,200,904	2,588	20.2	84.0	685,442	2,407	22.7	93.1	224,160	1,561	25.6	105.1	2002
1,774,658	2,397	18.0	75.6	2,475,560	2,420	20.2	84.0	767,580	2,235	22.6	93.1	238,182	1,368	25.3	104.8	2003
1,472,325	3,325	17.8	75.7	2,382,109	3,405	20.0	84.1	784,456	3,272	22.2	93.1	249,863	2,133	24.7	104.3	2004
1,034,485	3,572	17.3	75.8	2,060,951	3,683	19.6	84.4	889,255	3,541	21.8	93.3	313,905	2,396	24.4	104.8	2005
939,004	3,461	17.1	75.8	2,043,881	3,593	19.4	84.5	989,243	3,460	21.7	93.3	359,599	2,173	24.3	104.9	2006
1,000,016	2,983	16.7	76.0	2,434,724	3,157	19.0	84.5	1,181,335	3,035	21.3	93.3	424,119	1,881	24.0	104.7	2007
1,015,305	3,837	16.6	76.0	2,710,444	3,939	18.9	84.6	1,340,151	3,790	21.1	93.3	469,174	2,519	23.8	104.5	2008
881,389	4,209	17.0	76.1	2,854,261	4,385	19.4	84.8	1,652,105	4,273	21.6	93.4	499,113	3,157	24.3	104.3	2009
941,754	4,013	17.1	76.2	3,158,639	4,181	19.6	84.8	1,815,912	4,039	21.7	93.3	532,389	2,965	24.3	104.3	2010
618,958	5,928	17.1	76.1	2,224,769	6,109	19.5	84.9	1,528,865	5,957	21.6	93.5	520,070	4,732	24.2	105.3	2011
766,826	4,068	17.1	76.2	3,052,339	4,185	19.5	85.0	2,082,112	4,045	21.7	93.4	577,642	3,066	24.1	103.9	2012
930,522	3,692	17.0	76.3	3,793,813	3,752	19.4	85.0	2,276,803	3,577	21.5	93.3	558,094	2,687	23.9	103.3	2013
738,094	4,911	17.1	76.3	3,705,936	4,937	19.5	85.1	2,414,041	4,752	21.6	93.2	536,683	3,920	23.9	102.5	2014
749,148	5,154	17.2	76.3	3,806,874	5,153	19.5	85.1	2,435,601	4,921	21.7	93.2	555,061	4,014	24.0	102.5	2015
731,400	4,735	17.1	76.3	3,914,311	4,837	19.4	85.2	2,660,077	4,615	21.6	93.3	607,615	3,724	24.0	102.5	2016
727,433	5,133	17.3	76.3	3,971,657	5,123	19.6	85.2	2,726,777	4,913	21.8	93.2	606,796	4,042	24.2	102.5	2017
768,134	4,656	17.3	76.3	4,182,298	4,723	19.7	85.2	2,871,876	4,528	21.9	93.2	659,238	3,743	24.2	102.5	2018
753,170	4,322	17.4	76.3	4,239,358	4,274	19.6	85.2	3,014,429	4,066	21.8	93.3	716,291	3,279	24.2	102.6	2019
724,103	4,664	17.2	76.4	4,426,508	4,661	19.4	85.3	3,146,875	4,532	21.6	93.2	679,932	3,651	24.0	102.6	2020
773,873	5,606	17.0	76.4	4,525,402	5,366	19.3	85.2	3,065,922	5,164	21.5	93.2	655,872	3,076	23.9	102.5	2021
783,516	6,245	16.9	76.4	4,557,984	6,131	19.1	85.2	3,108,418	5,800	21.2	93.2	742,092	5,268	23.6	102.6	2022
835,933	5,671	17.2	76.4	4,603,433	5,740	19.3	85.2	3,123,800	5,626	21.4	93.2	746,969	5,123	23.6	102.6	2023
880,620	5,818	17.3	76.3	4,701,382	5,746	19.3	85.2	3,155,691	5,553	21.4	93.2	748,510	5,006	23.7	102.5	2024

Note) The prices before 1998 are arithmetical average and the prices after 1998 are weighted average. Backfat thickness, Price and carcass weight average of other grade are excluded.

도체중량대별 돼지 상세분석

• 돼지(탕박) 수

판정장소 : 전체

(단위 : 두, 원/kg, mm, kg)

연도	전 체 Total				50kg 미만 under 50kg				50 ~ 60kg				60 ~ 70kg			
	두수 Head	가격 Price	등지방두께 Backfat	도체중량 Weight	두수 Head	가격 Price	등지방두께 Backfat	도체중량 Weight	두수 Head	가격 Price	등지방두께 Backfat	도체중량 Weight	두수 Head	가격 Price	등지방두께 Backfat	도체중량 Weight
2002	307,117	2,002	16.5	81.1	2,589	1,463	9.9	46.9	6,452	1,783	10.8	55.5	29,691	1,939	12.8	65.7
2003	264,787	1,570	16.4	81.6	2,450	1,155	9.8	46.9	5,324	1,440	10.9	55.5	23,072	1,571	12.7	65.7
2004	187,921	2,429	16.1	81.6	2,422	1,703	9.7	47.0	4,139	2,208	10.4	55.5	15,768	2,393	12.3	65.7
2005	149,381	2,549	16.0	83.2	2,694	1,908	9.8	46.9	3,544	2,411	10.9	55.5	10,647	2,574	12.0	65.7
2006	133,752	2,312	16.1	84.6	1,696	1,565	10.2	47.1	2,527	2,136	10.9	55.4	7,904	2,354	12.0	65.6
2007	136,831	1,826	15.8	85.2	1,605	1,273	9.9	46.5	2,715	1,597	10.3	55.4	7,502	1,799	11.5	65.5
2008	132,458	2,526	15.6	85.3	1,892	1,791	10.6	46.1	2,592	2,354	10.2	55.4	7,208	2,547	11.4	65.6
2009	125,394	2,978	16.2	85.9	1,695	2,134	11.6	44.9	2,218	2,761	9.8	55.6	6,217	3,005	11.5	65.6
2010	123,690	2,601	16.3	86.3	1,645	1,698	11.5	46.5	2,177	2,345	10.3	55.8	5,976	2,658	11.5	65.5
2011	93,116	3,871	16.4	88.3	1,158	2,500	11.9	45.4	1,477	3,394	10.8	55.6	3,989	3,891	11.5	65.6
2012	113,806	2,437	-	-	1,028	1,502	-	-	1,568	2,046	-	-	4,580	2,398	-	-
2013	110,723	2,111	-	-	788	1,032	-	-	1,704	1,560	-	-	4,685	2,004	-	-
2014	94,458	3,372	-	-	653	2,030	-	-	1,312	2,774	-	-	3,912	3,227	-	-
2015	87,151	3,297	-	-	999	1,612	-	-	1,409	2,518	-	-	3,895	3,158	-	-
2016	93,931	2,848	-	-	1,059	1,275	-	-	1,893	2,037	-	-	4,533	2,640	-	-
2017	95,739	3,228	-	-	1,134	1,540	-	-	2,018	2,513	-	-	5,112	3,139	-	-
2018	102,446	2,732	-	-	1,259	1,058	-	-	2,364	2,081	-	-	5,388	2,682	-	-
2019	93,805	2,485	-	-	817	975	-	-	1,609	1,842	-	-	4,537	2,478	-	-
2020	83,976	2,553	-	-	569	1,100	-	-	1,266	1,852	-	-	3,777	2,517	-	-
2021	81,553	-	-	-	539	-	-	-	1,232	-	-	-	3,854	-	-	-
2022	80,095	-	-	-	656	-	-	-	1,286	-	-	-	3,674	-	-	-
2023	81,594	-	-	-	551	-	-	-	1,145	-	-	-	3,864	-	-	-
2024	71,616	-	-	-	483	-	-	-	1,230	-	-	-	3,569	-	-	-

주) 98년 이전 가격은 산술평균이며, 98년 이후 가격은 가중평균, 등지방두께와 도체중량, 가격은 등급등급을 제외한 평균치임

• 돼지(탕박) 거세

판정장소 : 전체

(단위 : 두, 원/kg, mm, kg)

연도	전 체 Total				50kg 미만 under 50kg				50 ~ 60kg				60 ~ 70kg			
	두수 Head	가격 Price	등지방두께 Backfat	도체중량 Weight	두수 Head	가격 Price	등지방두께 Backfat	도체중량 Weight	두수 Head	가격 Price	등지방두께 Backfat	도체중량 Weight	두수 Head	가격 Price	등지방두께 Backfat	도체중량 Weight
2002	5,833,145	2,352	23.5	83.0	11,198	1,568	12.3	47.0	33,374	1,982	15.0	55.6	264,722	2,277	18.4	66.2
2003	6,018,410	2,187	23.4	83.1	12,036	1,355	12.3	47.0	31,027	1,726	15.1	55.7	243,151	2,068	18.5	66.3
2004	5,420,241	3,150	23.2	83.5	20,207	1,930	12.0	46.9	35,137	2,554	14.8	55.6	197,230	2,963	18.1	66.2
2005	4,658,709	3,340	23.0	85.2	24,664	2,099	11.8	46.9	29,792	2,740	14.0	55.5	128,151	3,125	17.4	66.2
2006	4,574,978	3,212	23.1	86.0	27,573	1,902	12.3	46.7	30,131	2,533	13.6	55.3	116,003	2,985	17.2	66.1
2007	5,113,025	2,796	22.7	86.0	26,736	1,597	13.9	46.0	31,603	2,062	13.6	55.3	112,759	2,507	16.7	66.1
2008	5,574,026	3,620	22.5	86.2	28,394	2,145	14.0	45.3	33,425	2,823	12.9	55.3	114,486	3,392	16.4	66.1
2009	6,120,676	3,994	23.1	87.3	28,551	2,571	14.4	43.3	29,202	3,279	12.6	55.4	90,178	3,735	16.5	66.1
2010	6,702,562	3,752	23.2	87.4	27,282	2,069	14.4	42.4	29,886	2,903	12.7	55.6	100,350	3,450	16.6	66.1
2011	5,242,361	5,606	23.3	88.6	23,656	3,243	16.5	44.8	24,435	4,507	13.4	55.5	72,684	5,264	17.2	66.5
2012	6,755,464	3,789	23.4	88.5	22,871	1,960	16.8	44.0	25,536	2,775	19.0	55.1	80,595	3,553	17.8	67.1
2013	7,736,226	3,423	23.1	87.7	17,440	1,488	16.6	43.9	27,704	2,283	18.3	55.3	102,388	3,286	17.7	67.1
2014	7,609,234	4,551	23.1	88.0	19,520	2,320	16.1	42.2	25,485	3,446	19.2	54.9	79,942	4,420	17.9	67.2
2015	7,733,818	4,732	23.2	88.0	19,603	2,045	16.9	42.5	25,531	3,321	18.0	55.4	82,825	4,418	17.9	67.2
2016	8,030,853	4,372	23.1	88.2	20,707	1,616	17.5	42.1	30,005	2,729	19.6	54.6	83,855	3,859	17.7	67.2
2017	8,123,750	4,719	23.3	88.1	20,848	1,894	14.7	40.4	29,795	3,183	18.0	56.1	91,964	4,399	18.1	67.2
2018	8,493,179	4,251	23.2	88.1	21,373	1,504	12.5	41.3	30,768	2,619	15.0	55.8	87,940	3,814	17.9	67.3
2019	8,722,374	3,823	23.1	88.3	17,177	1,325	21.7	25.7	26,801	2,335	13.9	55.7	85,746	3,558	18.1	67.4
2020	8,980,788	4,181	22.9	88.4	16,196	1,318	18.5	34.5	25,622	2,299	12.8	55.8	77,789	3,681	17.7	67.4
2021	9,006,143	4,975	22.6	88.1	16,562	1,813	12.3	41.7	27,911	3,048	12.5	55.9	84,172	4,505	17.3	67.4
2022	9,062,703	5,840	22.3	88.2	22,612	2,457	11.0	40.5	31,616	3,518	14.9	56.7	80,818	5,456	16.9	67.4
2023	9,165,971	5,400	22.4	88.1	22,066	2,432	10.2	43.5	30,417	3,182	11.9	56.0	83,652	4,901	17.4	67.5
2024	9,272,030	5,408	22.3	88.0	21,103	-	12.0	39.0	30,653	-	14.0	55.8	96,034	5,272	17.9	67.5

주) 98년 이전 가격은 산술평균이며, 98년 이후 가격은 가중평균, 등지방두께와 도체중량, 가격은 등급등급을 제외한 평균치임

Pork(Scalding) Male

Place : the whole country

(unit : head, won/kg, mm, kg)

70 ~ 80kg				80 ~ 90kg				90 ~ 100kg				100kg 이상 100kg and over				Year
두수 Head	가격 Price	등지방두께 Backfat	도체중량 Weight	두수 Head	가격 Price	등지방두께 Backfat	도체중량 Weight	두수 Head	가격 Price	등지방두께 Backfat	도체중량 Weight	두수 Head	가격 Price	등지방두께 Backfat	도체중량 Weight	
96,736	2,057	15.1	75.1	106,777	2,083	17.3	84.1	46,051	1,930	19.4	93.5	18,821	1,614	22.1	105.4	2002
79,845	1,661	14.9	75.1	93,815	1,665	17.0	84.1	41,273	1,461	19.2	93.6	19,008	1,026	21.6	105.4	2003
54,068	2,549	14.6	75.2	67,181	2,604	16.7	84.1	29,427	2,456	18.8	93.5	14,916	1,632	20.8	105.2	2004
36,244	2,696	14.1	75.2	52,490	2,737	16.3	84.3	27,299	2,579	18.3	93.6	16,463	1,882	20.6	105.8	2005
28,658	2,511	14.0	75.4	46,445	2,551	16.1	84.4	27,407	2,325	18.1	93.7	19,115	1,425	20.5	106.0	2006
27,033	1,957	13.6	75.5	48,281	2,016	15.6	84.5	29,453	1,841	17.6	93.7	20,242	1,183	20.2	106.1	2007
24,926	2,713	13.3	75.5	46,787	2,770	15.4	84.5	29,156	2,558	17.5	93.7	19,897	1,607	20.0	105.9	2008
22,361	3,171	13.7	75.5	45,044	3,218	15.9	84.6	29,307	3,007	18.0	93.7	18,552	2,053	20.5	105.7	2009
20,916	2,860	13.8	75.6	44,407	2,853	16.0	84.7	29,970	2,580	18.1	93.8	18,599	1,700	20.6	105.8	2010
13,999	4,195	13.5	75.6	31,509	4,240	15.6	84.7	24,173	3,891	17.6	93.9	16,811	2,801	20.8	108.1	2011
17,033	2,691	-	-	40,201	2,664	-	-	30,059	2,439	-	-	19,337	1,785	-	-	2012
16,601	2,343	-	-	40,092	2,330	-	-	28,706	2,120	-	-	18,147	1,476	-	-	2013
13,352	3,630	-	-	34,859	3,634	-	-	25,343	3,454	-	-	15,027	2,563	-	-	2014
12,381	3,598	-	-	32,179	3,595	-	-	22,338	3,351	-	-	13,950	2,464	-	-	2015
13,404	3,127	-	-	34,379	3,159	-	-	24,564	2,900	-	-	14,099	2,031	-	-	2016
13,764	3,571	-	-	34,560	3,534	-	-	24,633	3,309	-	-	14,518	2,429	-	-	2017
15,099	3,033	-	-	37,807	3,033	-	-	25,704	2,828	-	-	14,825	2,117	-	-	2018
13,830	2,825	-	-	34,766	2,777	-	-	24,158	2,550	-	-	14,088	1,776	-	-	2019
12,693	3,035	-	-	31,855	3,004	-	-	21,854	2,602	-	-	11,962	1,458	-	-	2020
12,536	-	-	-	31,294	-	-	-	20,191	-	-	-	11,907	-	-	-	2021
12,185	-	-	-	30,323	-	-	-	19,790	-	-	-	12,181	-	-	-	2022
12,861	-	-	-	31,529	-	-	-	20,091	-	-	-	11,553	-	-	-	2023
11,051	-	-	-	27,321	-	-	-	17,457	-	-	-	10,505	-	-	-	2024

Note) The prices before 1998 are arithmetical average and the prices after 1998 are weighted average. Backfat thickness, Price and carcass weight average of other grade are excluded.

Pork(Scalding) Castrated

Place : the whole country

(unit : head, won/kg, mm, kg)

70 ~ 80kg				80 ~ 90kg				90 ~ 100kg				100kg 이상 100kg and over				Year
두수 Head	가격 Price	등지방두께 Backfat	도체중량 Weight	두수 Head	가격 Price	등지방두께 Backfat	도체중량 Weight	두수 Head	가격 Price	등지방두께 Backfat	도체중량 Weight	두수 Head	가격 Price	등지방두께 Backfat	도체중량 Weight	
1,706,130	2,439	21.4	75.5	2,562,295	2,391	23.8	84.2	1,043,077	2,187	26.4	93.4	212,349	1,833	29.3	104.3	2002
1,733,842	2,280	21.4	75.6	2,726,548	2,232	23.8	84.2	1,067,355	2,017	26.3	93.3	204,451	1,684	29.2	104.1	2003
1,428,013	3,234	21.0	75.7	2,530,677	3,236	23.4	84.3	1,029,032	3,056	25.8	93.3	179,945	2,700	28.5	103.8	2004
979,676	3,419	20.4	75.8	2,128,510	3,449	22.9	84.5	1,113,632	3,280	25.3	93.5	254,284	2,876	28.0	104.3	2005
870,611	3,312	20.3	75.8	2,037,721	3,337	22.8	84.6	1,187,572	3,147	25.3	93.5	305,367	2,722	28.1	104.5	2006
943,262	2,861	19.7	76.0	2,347,882	2,927	22.3	84.6	1,326,786	2,760	24.8	93.5	323,997	2,361	27.7	104.4	2007
963,289	3,761	19.5	76.0	2,604,707	3,742	22.1	84.6	1,485,075	3,509	24.5	93.5	344,650	3,035	27.4	104.3	2008
845,144	4,075	19.9	76.2	2,826,532	4,119	22.5	84.8	1,868,463	3,954	24.8	93.5	432,606	3,532	27.7	104.2	2009
905,608	3,886	20.0	76.2	3,128,362	3,910	22.6	84.9	2,048,823	3,693	24.9	93.5	462,251	3,231	27.7	104.1	2010
612,999	5,767	20.0	76.2	2,254,718	5,800	22.4	85.0	1,743,753	5,593	24.7	93.7	510,116	5,014	27.4	105.1	2011
732,323	4,000	20.0	76.2	3,009,672	3,932	22.5	85.0	2,342,393	3,684	24.8	93.6	542,074	3,191	27.4	104.0	2012
907,363	3,666	19.9	76.3	3,729,312	3,549	22.4	85.0	2,483,510	3,280	24.7	93.5	468,509	2,727	27.2	103.5	2013
730,127	4,842	20.0	76.4	3,709,766	4,696	22.4	85.1	2,602,710	4,423	24.6	93.4	441,684	3,853	27.0	102.7	2014
738,443	5,138	20.0	76.3	3,781,165	4,904	22.4	85.1	2,634,662	4,567	24.6	93.4	451,589	3,980	27.0	102.7	2015
733,126	4,710	19.8	76.3	3,862,920	4,585	22.3	85.1	2,807,179	4,258	24.6	93.4	493,061	3,692	27.0	102.7	2016
726,135	5,122	20.1	76.3	3,923,531	4,908	22.5	85.2	2,862,815	4,593	24.7	93.4	468,662	4,075	27.2	102.7	2017
760,129	4,628	20.0	76.3	4,119,372	4,476	22.4	85.2	2,967,546	4,152	24.7	93.4	506,051	3,567	27.1	102.7	2018
739,378	4,262	20.1	76.3	4,195,975	4,009	22.2	85.2	3,094,976	3,675	24.5	93.4	562,320	3,045	26.9	102.8	2019
713,733	4,610	19.8	76.4	4,376,155	4,369	22.0	85.3	3,233,799	4,047	24.3	93.3	537,494	3,379	26.8	102.7	2020
771,303	5,603	19.4	76.4	4,487,744	5,137	21.7	85.2	3,131,485	4,766	24.0	93.3	486,966	4,217	26.6	102.7	2021
772,382	6,302	19.2	76.4	4,453,987	5,957	21.5	85.2	3,171,977	5,464	23.7	93.4	529,311	4,946	26.1	102.7	2022
820,791	5,640	19.6	76.4	4,500,353	5,512	21.6	85.2	3,179,089	5,198	23.7	93.4	529,603	4,713	26.0	102.7	2023
874,390	5,717	19.5	76.3	4,552,767	5,490	21.5	85.1	3,184,736	5,150	23.7	93.4	512,347	4,566	26.1	102.7	2024

Note) The prices before 1998 are arithmetical average and the prices after 1998 are weighted average. Backfat thickness, Price and carcass weight average of other grade are excluded.

4. 도축장 소재지별, 도매시장별 가축(돼지) 이동 및 반입현황

가. 도축장 소재지별 가축(돼지) 반입현황

도축장 소재지 : 서울

Place : Seoul

(단위 : %, 두)

(unit : %, head)

연도	서울 Seoul	부산 Busan	대구 Daegu	인천 Incheon	광주 Gwangju	대전 Daejeon	울산 Ulsan	세종 Sejong	경기 Gyeonggi	강원 Gangwon	충북 Chungbuk	충남 Chungnam	전북 Jeonbuk	전남 Jeonnam	경북 Gyeongbuk	경남 Gyeongnam	제주 Jeju	계 Total
2005	-	-	0.0	3.0	0.0	0.5	-	-	46.8	10.4	4.2	33.9	0.5	0.1	0.2	0.2	0.3	398,861
2006	-	-	-	2.6	0.0	0.4	-	-	40.9	12.7	5.4	37.1	0.8	0.1	-	-	-	306,082
2007	-	-	0.0	1.5	0.0	0.6	-	-	39.1	16.8	7.0	34.6	0.3	-	0.1	-	-	259,288
2008	-	-	-	1.5	-	0.7	-	-	38.0	20.9	6.1	32.1	0.4	-	0.2	0.0	-	239,227
2009	0.1	-	0.1	0.8	-	0.6	-	-	40.5	20.9	5.0	29.3	2.7	-	0.0	-	-	194,776
2010	0.2	-	0.0	0.3	-	0.1	-	-	44.7	21.1	3.8	29.4	0.2	-	0.1	0.0	-	154,237
2011	-	-	-	-	-	-	-	-	-	-	-	-	-	-	-	-	-	-
2012	-	-	-	-	-	-	-	-	-	-	-	-	-	-	-	-	-	-
2013	-	-	-	-	-	-	-	-	-	-	-	-	-	-	-	-	-	-
2014	-	-	-	-	-	-	-	-	-	-	-	-	-	-	-	-	-	-
2015	-	-	-	-	-	-	-	-	-	-	-	-	-	-	-	-	-	-
2016	-	-	-	-	-	-	-	-	-	-	-	-	-	-	-	-	-	-
2017	-	-	-	-	-	-	-	-	-	-	-	-	-	-	-	-	-	-
2018	-	-	-	-	-	-	-	-	-	-	-	-	-	-	-	-	-	-
2019	-	-	-	-	-	-	-	-	-	-	-	-	-	-	-	-	-	-
2020	-	-	-	-	-	-	-	-	-	-	-	-	-	-	-	-	-	-
2021	-	-	-	-	-	-	-	-	-	-	-	-	-	-	-	-	-	-
2022	-	-	-	-	-	-	-	-	-	-	-	-	-	-	-	-	-	-
2023	-	-	-	-	-	-	-	-	-	-	-	-	-	-	-	-	-	-
2024	-	-	-	-	-	-	-	-	-	-	-	-	-	-	-	-	-	-

주) 1. 농협서울축산물공판장은 농협음성(서울)축산물공판장으로 이전(2011.3.2.)

2. 축산물 이력제 농장 주소 기준 집계

Note) 1. Transferred to NACF Eumseong Slaughtering & Wholesale Center, NACF Seoul Slaughtering & Wholesale Center(2011.3.2.)

2. Aggregation is based on farm address of animal products traceability

도축장 소재지 : 부산

Place : Busan

(단위 : %, 두)

(unit : %, head)

연도	서울 Seoul	부산 Busan	대구 Daegu	인천 Incheon	광주 Gwangju	대전 Daejeon	울산 Ulsan	세종 Sejong	경기 Gyeonggi	강원 Gangwon	충북 Chungbuk	충남 Chungnam	전북 Jeonbuk	전남 Jeonnam	경북 Gyeongbuk	경남 Gyeongnam	제주 Jeju	계 Total
2005	-	5.9	0.3	-	3.1	-	2.8	-	0.0	-	-	-	2.7	10.0	20.8	54.5	-	78,987
2006	-	6.7	0.2	-	0.8	-	3.7	-	0.0	-	-	-	2.4	9.9	21.3	55.0	-	63,035
2007	-	8.0	0.3	-	0.2	-	4.3	-	-	-	0.1	-	3.8	6.4	17.9	59.0	-	46,694
2008	-	6.3	-	-	-	-	7.8	-	-	-	0.5	-	8.0	4.5	17.0	55.9	-	28,736
2009	0.2	7.1	-	-	-	-	4.0	-	-	-	0.4	0.0	5.1	5.5	26.8	50.9	-	36,178
2010	-	1.8	2.5	-	-	-	0.4	-	3.0	-	-	0.6	1.0	1.2	75.1	14.3	-	3,226
2011	-	-	-	-	-	-	-	-	-	-	-	-	-	-	-	-	-	-
2012	-	-	-	-	-	-	-	-	-	-	-	-	-	-	-	-	-	-
2013	-	-	-	-	-	-	-	-	-	-	-	-	-	-	-	-	-	-
2014	-	-	-	-	-	-	-	-	-	-	-	-	-	-	-	-	-	-
2015	-	-	-	-	-	-	-	-	-	-	-	-	-	-	-	-	-	-
2016	-	-	-	-	-	-	-	-	-	-	-	-	-	-	-	-	-	-
2017	-	-	-	-	-	-	-	-	-	-	-	-	-	-	-	-	-	-
2018	-	-	-	-	-	-	-	-	-	-	-	-	-	-	-	-	-	-
2019	-	-	-	-	-	-	-	-	-	-	-	-	-	-	-	-	-	-
2020	-	-	-	-	-	-	-	-	-	-	-	-	-	-	-	-	-	-
2021	-	-	-	-	-	-	-	-	-	-	-	-	-	-	-	-	-	-
2022	-	-	-	-	-	-	-	-	-	-	-	-	-	-	-	-	-	-
2023	-	-	-	-	-	-	-	-	-	-	-	-	-	-	-	-	-	-
2024	-	-	-	-	-	-	-	-	-	-	-	-	-	-	-	-	-	-

주) 1. 동원산업은 폐업(2010.7.7.)

2. 축산물 이력제 농장 주소 기준 집계

Note) 1. Dongwon has gone out of business(2010.7.7.)

2. Aggregation is based on farm address of animal products traceability

Move and Carrying rate of livestock(pig) by slaughter house location, wholesale market

Carrying rate of livestock(pig) by slaughter house location

도축장 소재지 : 대구

Place : Daegu

(단위 : %, 두)

(unit : %, head)

연도	서울 Seoul	부산 Busan	대구 Daegu	인천 Incheon	광주 Gwangju	대전 Daejeon	울산 Ulsan	세종 Sejong	경기 Gyeonggi	강원 Gangwon	충북 Chungbuk	충남 Chungnam	전북 Jeonbuk	전남 Jeonnam	경북 Gyeongbuk	경남 Gyeongnam	제주 Jeju	계 Total
2005	-	-	7.6	-	0.0	0.0	-	-	0.3	0.2	1.5	0.5	0.4	0.0	87.8	1.6	-	216,659
2006	-	-	14.1	-	-	-	-	-	0.3	0.3	1.3	0.2	0.2	-	82.3	1.3	-	216,537
2007	-	-	12.7	-	0.0	-	-	-	0.2	0.3	0.8	0.2	0.3	-	83.7	1.7	-	256,329
2008	-	0.0	11.0	-	-	-	0.0	-	1.5	0.3	0.8	0.5	0.5	-	80.4	5.1	-	274,451
2009	-	-	9.7	-	-	-	0.0	-	0.7	0.2	0.7	0.3	0.4	-	80.6	7.2	0.1	254,830
2010	-	-	4.4	-	-	-	0.0	-	0.5	0.1	0.7	0.6	0.3	-	89.0	4.2	-	249,927
2011	-	-	4.0	-	-	-	0.0	-	0.1	0.1	0.5	0.4	0.7	0.0	89.9	3.9	0.3	204,630
2012	-	-	3.0	-	-	-	0.1	-	0.1	0.0	0.6	0.5	0.5	0.0	87.3	7.3	0.5	217,618
2013	-	0.0	2.3	-	-	-	2.5	-	1.4	0.2	2.4	0.5	0.7	0.1	85.2	4.6	0.0	194,770
2014	-	-	1.6	-	-	-	-	-	3.8	0.0	1.9	0.3	0.5	0.3	89.0	2.7	-	221,833
2015	-	0.1	2.1	-	-	-	0.2	-	4.3	0.1	2.3	0.3	0.8	0.0	84.3	5.5	-	196,044
2016	-	0.0	2.6	-	-	-	0.3	0.0	5.5	0.2	1.9	0.3	1.1	0.2	81.5	6.4	-	199,678
2017	-	0.0	0.9	-	-	-	0.3	-	3.3	0.1	1.9	0.7	0.9	0.1	83.6	8.0	0.0	182,888
2018	-	-	1.4	-	-	-	0.9	-	3.5	0.2	2.2	0.4	1.1	-	83.5	6.7	-	149,361
2019	-	-	0.7	-	-	-	0.6	0.0	1.2	0.0	1.8	0.3	0.8	0.1	90.0	4.6	-	171,131
2020	-	-	0.3	-	-	-	0.4	-	0.9	0.1	1.9	0.5	0.7	-	85.6	9.7	-	172,268
2021	-	-	0.4	-	-	-	0.5	0.0	-	-	1.2	0.5	0.7	0.0	92.1	4.5	0.0	178,402
2022	-	-	1.0	-	-	-	0.3	0.2	-	-	0.9	0.6	0.9	0.0	90.1	5.9	-	177,093
2023	-	-	9.6	-	-	-	1.3	0.0	-	-	1.0	1.5	0.9	0.1	81.6	3.9	-	166,208
2024	-	-	10.1	-	-	-	0.8	-	-	-	0.7	2.6	1.5	-	81.4	2.9	-	29,797

주) 축산물 이력제 농장 주소 기준 집계

Note) Aggregation is based on farm address of animal products traceability

도축장 소재지 : 인천

Place : Incheon

(단위 : %, 두)

(unit : %, head)

연도	서울 Seoul	부산 Busan	대구 Daegu	인천 Incheon	광주 Gwangju	대전 Daejeon	울산 Ulsan	세종 Sejong	경기 Gyeonggi	강원 Gangwon	충북 Chungbuk	충남 Chungnam	전북 Jeonbuk	전남 Jeonnam	경북 Gyeongbuk	경남 Gyeongnam	제주 Jeju	계 Total
2005	-	-	-	14.9	-	-	-	-	40.8	1.1	1.7	40.2	1.0	0.2	0.1	-	-	314,216
2006	0.0	-	-	14.1	-	-	-	-	40.7	0.6	2.5	40.0	1.7	0.0	0.1	0.1	-	306,025
2007	-	-	-	14.8	-	-	-	-	37.6	2.0	3.1	39.4	2.7	0.2	0.0	0.0	-	296,164
2008	-	-	0.0	13.5	-	-	-	-	40.7	1.9	2.3	38.0	2.6	0.9	0.1	-	-	318,200
2009	-	-	-	11.1	-	-	-	-	43.5	1.6	2.8	40.0	0.8	0.3	0.0	0.0	-	312,983
2010	-	-	-	6.4	-	-	-	-	39.6	6.8	1.7	45.1	0.2	-	0.0	0.1	-	289,761
2011	0.1	-	-	5.7	-	-	-	-	16.6	0.6	9.6	67.0	0.2	-	0.2	-	-	151,971
2012	-	-	0.0	5.9	-	-	-	-	33.5	3.1	3.8	53.1	0.6	-	-	-	-	243,033
2013	0.1	-	-	8.1	-	-	-	0.0	41.2	3.7	1.7	44.5	0.5	0.0	0.0	0.0	-	292,088
2014	0.2	-	-	6.9	-	-	-	-	35.6	2.8	1.1	52.9	0.5	0.1	0.1	-	-	316,849
2015	0.1	-	-	6.8	-	-	-	-	38.6	3.0	6.6	44.8	0.1	0.0	0.0	-	-	328,594
2016	-	-	-	5.5	-	-	-	-	50.4	9.1	7.9	27.0	0.0	-	0.0	-	-	351,231
2017	-	-	-	7.5	-	-	-	-	48.1	8.3	6.7	29.4	0.0	-	0.0	-	-	348,967
2018	-	-	-	10.1	-	-	-	-	51.0	7.0	2.8	29.1	-	-	-	-	-	350,201
2019	-	-	-	7.4	-	-	-	-	56.0	13.8	1.5	21.2	0.0	-	-	-	-	332,425
2020	-	-	-	1.4	-	-	-	0.4	52.0	3.0	3.7	39.0	0.1	0.4	0.1	-	-	269,542
2021	-	-	-	1.7	-	-	-	0.5	56.6	4.9	1.7	34.3	0.1	0.3	-	-	-	344,230
2022	-	-	-	6.1	-	-	-	0.5	72.2	7.6	0.8	12.6	0.1	-	-	-	-	386,282
2023	-	-	-	9.4	-	-	-	0.0	69.7	15.2	2.3	3.3	-	-	-	-	-	344,252
2024	-	-	-	7.8	-	-	-	-	71.0	18.3	1.1	1.7	-	-	-	-	-	356,004

주) 축산물 이력제 농장 주소 기준 집계

Note) Aggregation is based on farm address of animal products traceability

도축장 소재지 : 광주

Place : Gwangju

(단위 : %, 두)

(unit : %, head)

연도	서울 Seoul	부산 Busan	대구 Daegu	인천 Incheon	광주 Gwangju	대전 Daejeon	울산 Ulsan	세종 Sejong	경기 Gyeonggi	강원 Gangwon	충북 Chungbuk	충남 Chungnam	전북 Jeonbuk	전남 Jeonnam	경북 Gyeongbuk	경남 Gyeongnam	제주 Jeju	계 Total
2005	-	0.0	-	-	3.1	-	-	-	-	-	-	0.3	14.9	81.6	0.0	0.0	-	165,701
2006	-	-	-	-	7.0	-	-	-	-	-	-	0.0	11.0	81.9	-	-	-	195,388
2007	-	-	-	-	5.5	-	-	-	-	-	-	0.1	10.5	83.9	-	-	0.1	243,722
2008	-	-	-	-	4.3	-	-	-	-	-	-	3.9	14.5	77.3	0.0	-	0.1	257,072
2009	-	-	-	-	2.5	-	-	-	-	-	-	4.4	9.4	83.6	0.0	-	-	234,845
2010	-	-	-	-	4.7	-	-	-	0.1	-	-	1.1	11.9	82.3	-	-	-	214,411
2011	-	-	-	-	4.1	-	-	-	-	-	-	0.0	13.5	82.0	-	0.4	-	183,626
2012	-	-	-	-	5.0	-	-	-	0.8	-	-	0.0	13.2	80.8	-	0.2	-	225,329
2013	-	-	-	-	5.8	0.0	-	0.0	0.2	0.0	-	-	17.0	76.9	-	0.1	-	253,419
2014	-	-	-	-	2.1	-	-	-	-	0.0	0.0	0.2	16.8	80.4	0.1	0.5	-	271,202
2015	-	-	-	-	2.7	-	-	-	-	-	-	0.2	19.8	77.2	-	0.1	-	290,604
2016	-	-	-	-	3.4	-	-	-	1.2	-	-	0.8	18.2	76.2	-	0.1	-	283,705
2017	-	-	-	-	3.4	-	-	-	0.1	-	-	1.7	13.9	78.7	-	2.2	-	283,394
2018	-	-	-	-	3.3	-	-	-	-	-	-	0.4	15.9	79.9	-	0.5	-	267,779
2019	-	-	-	-	3.3	-	-	-	-	-	0.0	0.3	11.7	84.2	0.1	0.4	-	230,792
2020	-	-	-	-	2.4	-	-	-	-	-	-	0.2	19.9	77.3	-	0.2	-	395,744
2021	-	-	-	-	1.9	-	-	-	-	-	-	0.1	21.9	74.1	0.0	2.0	-	417,207
2022	-	-	-	-	1.4	-	-	-	-	-	0.1	0.3	24.1	72.9	0.2	1.0	-	398,033
2023	-	-	0.1	-	1.3	-	-	-	-	-	0.1	0.5	24.6	72.2	0.2	1.1	-	438,657
2024	-	-	-	-	1.0	-	-	-	-	-	0.1	1.1	25.8	71.2	0.5	0.3	-	470,260

주) 축산물 이력제 농장 주소 기준 집계

Note) Aggregation is based on farm address of animal products traceability

도축장 소재지 : 대전

Place : Daejeon

(단위 : %, 두)

(unit : %, head)

연도	서울 Seoul	부산 Busan	대구 Daegu	인천 Incheon	광주 Gwangju	대전 Daejeon	울산 Ulsan	세종 Sejong	경기 Gyeonggi	강원 Gangwon	충북 Chungbuk	충남 Chungnam	전북 Jeonbuk	전남 Jeonnam	경북 Gyeongbuk	경남 Gyeongnam	제주 Jeju	계 Total
2005	-	-	-	-	-	1.5	-	-	-	-	5.5	52.9	38.7	0.0	0.0	1.1	0.2	151,298
2006	-	-	-	-	-	1.2	-	-	-	-	8.1	46.2	42.0	1.7	0.1	0.6	-	117,421
2007	-	-	-	-	-	-	-	-	-	-	-	-	-	-	-	-	-	-
2008	-	-	-	-	-	0.7	-	-	9.9	-	14.9	50.8	21.4	1.6	0.4	0.2	-	102,885
2009	-	-	-	-	-	0.3	-	-	12.9	-	12.4	43.9	24.5	1.7	2.8	1.6	-	131,897
2010	-	-	0.0	-	-	0.4	-	-	4.5	0.0	7.3	50.3	25.4	3.4	6.5	2.1	-	148,491
2011	-	-	-	-	-	0.1	-	-	5.9	-	9.9	62.4	18.2	0.3	1.9	1.3	-	163,297
2012	-	-	-	-	-	0.1	-	-	19.3	0.3	8.2	43.0	20.2	1.8	5.5	1.7	-	246,214
2013	0.3	-	0.3	-	-	0.0	-	3.0	17.7	0.4	12.7	36.7	19.6	1.3	3.6	4.3	-	273,779
2014	-	-	0.0	-	-	0.0	-	0.7	19.3	0.9	14.5	33.7	19.9	0.9	5.3	4.8	-	284,942
2015	0.0	-	-	-	-	0.1	-	1.7	12.9	0.3	10.4	59.9	8.3	0.2	3.6	2.7	-	245,420
2016	-	-	-	-	-	0.1	-	1.7	11.1	0.2	8.9	53.9	14.5	2.0	5.8	2.0	-	257,771
2017	-	-	-	-	-	0.0	-	1.1	10.2	-	8.2	55.6	18.5	2.0	3.1	1.4	-	289,449
2018	-	-	-	-	-	0.6	-	0.7	7.2	-	5.4	57.6	19.6	5.1	1.9	1.9	-	272,937
2019	-	-	0.1	-	-	0.5	-	0.5	7.6	0.0	5.4	61.8	14.7	3.4	1.8	4.1	-	259,984
2020	-	-	-	-	-	0.9	0.3	0.9	4.2	0.1	5.5	60.6	15.0	3.3	4.3	5.0	-	236,608
2021	-	-	-	-	-	0.1	-	0.8	7.3	-	6.8	59.2	10.8	2.0	10.8	2.3	-	232,515
2022	-	-	-	-	-	0.2	-	1.7	12.3	-	10.2	60.2	5.9	1.5	7.6	0.3	-	211,768
2023	-	-	0.5	-	-	1.4	-	1.2	12.4	-	9.7	63.8	5.1	0.5	5.4	0.1	-	259,268
2024	-	-	1.2	-	-	0.4	-	1.3	12.5	-	8.0	70.1	3.3	0.3	2.8	0.1	-	242,029

주) 축산물 이력제 농장 주소 기준 집계

Note) Aggregation is based on farm address of animal products traceability

도축장 소재지 : 울산

Place : Ulsan

(단위 : %, 두)

(unit : %, head)

연도	서울 Seoul	부산 Busan	대구 Daegu	인천 Incheon	광주 Gwangju	대전 Daejeon	울산 Ulsan	세종 Sejong	경기 Gyeonggi	강원 Gangwon	충북 Chungbuk	충남 Chungnam	전북 Jeonbuk	전남 Jeonnam	경북 Gyeongbuk	경남 Gyeongnam	제주 Jeju	계 Total
2005	-	0.5	-	-	-	-	28.5	-	-	-	-	0.1	1.6	-	46.5	22.8	-	157,452
2006	-	0.8	0.4	-	-	-	35.2	-	-	-	-	-	0.8	-	38.3	24.5	-	150,103
2007	-	0.5	0.9	-	-	-	43.1	-	-	-	-	-	0.9	-	33.1	21.5	-	148,030
2008	-	0.1	0.3	-	-	-	40.3	-	-	-	-	0.0	0.1	-	35.4	23.8	-	141,743
2009	-	0.2	0.2	-	-	-	30.4	-	-	-	-	0.3	-	0.5	26.1	41.7	0.6	147,958
2010	-	0.4	0.2	-	-	-	29.7	-	-	0.1	-	0.0	0.0	0.1	32.4	36.2	0.9	154,354
2011	-	0.1	-	-	-	-	33.6	-	-	-	-	-	0.1	0.0	24.2	41.0	1.1	99,512
2012	-	0.2	-	-	-	-	26.0	-	-	-	-	-	0.0	0.0	34.9	38.7	0.2	135,458
2013	-	0.0	-	-	-	-	16.0	-	0.1	-	-	-	-	-	47.6	36.2	-	139,423
2014	-	0.0	-	-	-	-	8.6	-	-	-	-	0.0	-	0.0	59.2	32.1	-	127,904
2015	-	0.0	-	-	-	-	13.1	-	-	-	-	-	-	0.0	55.9	31.0	-	104,424
2016	-	-	-	-	-	-	9.6	-	-	-	-	-	-	0.8	61.9	27.7	-	127,457
2017	-	0.1	-	-	-	-	10.1	-	-	0.9	-	-	-	0.1	63.1	25.8	-	124,249
2018	-	-	-	-	-	-	16.0	-	-	-	-	-	-	-	62.3	21.7	-	109,459
2019	-	-	-	-	-	-	14.2	-	-	-	-	-	-	-	64.4	21.3	-	96,191
2020	-	-	-	-	-	-	4.6	-	-	-	-	-	-	-	69.1	26.3	-	105,349
2021	-	-	-	-	-	-	3.2	-	-	-	-	-	-	-	68.4	28.3	-	119,294
2022	-	0.0	-	-	-	-	3.0	-	-	-	-	-	-	-	63.9	33.2	-	150,107
2023	-	-	0.2	-	-	-	1.9	-	-	-	-	-	-	-	56.6	41.3	-	126,777
2024	-	0.1	2.5	-	-	-	1.0	-	-	-	-	-	-	-	57.7	38.8	-	139,370

주) 축산물 이력제 농장 주소 기준 집계

Note) Aggregation is based on farm address of animal products traceability

도축장 소재지 : 경기

Place : Gyeonggi

(단위 : %, 두)

(unit : %, head)

연도	서울 Seoul	부산 Busan	대구 Daegu	인천 Incheon	광주 Gwangju	대전 Daejeon	울산 Ulsan	세종 Sejong	경기 Gyeonggi	강원 Gangwon	충북 Chungbuk	충남 Chungnam	전북 Jeonbuk	전남 Jeonnam	경북 Gyeongbuk	경남 Gyeongnam	제주 Jeju	계 Total
2005	0.2	-	-	1.4	0.0	0.0	-	-	68.6	4.6	4.9	18.6	0.6	0.7	0.2	0.1	0.1	2,860,854
2006	0.2	-	-	1.3	0.0	-	-	-	68.9	4.6	4.7	17.9	1.5	0.3	0.4	0.1	0.0	2,860,111
2007	0.3	-	-	1.5	0.0	-	-	-	65.3	3.3	4.9	21.3	2.1	0.4	0.9	0.0	0.0	2,849,966
2008	0.4	-	0.0	1.1	-	-	-	-	64.0	3.5	5.4	22.2	1.9	0.1	1.2	0.1	0.0	2,868,555
2009	0.3	-	-	1.1	-	-	-	-	65.3	3.5	4.9	21.5	1.9	0.1	1.5	0.0	-	2,832,423
2010	0.1	-	-	1.0	-	-	-	-	68.1	3.4	4.0	19.5	2.2	0.0	1.6	0.0	-	2,774,261
2011	0.6	-	0.0	1.1	0.1	-	-	-	52.1	2.3	3.7	32.5	3.6	0.5	3.5	0.1	0.0	1,323,436
2012	0.2	-	-	1.8	-	-	-	-	61.5	4.2	3.6	24.4	1.5	0.4	2.2	0.0	0.0	2,322,648
2013	0.1	-	0.0	1.5	-	-	0.0	0.4	63.9	5.2	5.2	20.2	1.0	0.1	2.2	0.0	0.0	2,952,074
2014	0.0	-	-	1.7	-	-	-	0.4	62.8	6.6	5.7	20	0.6	0.1	2.1	0.0	0.0	2,862,697
2015	0.1	-	0.0	1.3	-	0.0	0.0	0.9	63.9	5.6	6.0	18.9	0.9	0.0	2.3	0.0	0.0	2,840,029
2016	-	0.0	-	1.4	-	-	-	0.8	67.8	5.6	6.0	15.1	0.4	0.0	2.8	0.1	-	2,712,321
2017	-	-	-	1.6	-	-	-	0.8	68.2	5.2	4.8	16.6	0.3	0.1	2.4	0.0	-	2,867,549
2018	-	-	-	1.2	-	-	-	1.0	66.3	6.8	5.0	16.4	0.6	-	2.7	0.1	-	2,889,184
2019	-	-	-	0.8	-	-	-	0.7	73.7	6.4	3.7	11.7	0.5	0.2	2.2	0.1	-	2,914,815
2020	-	-	-	0.0	-	-	-	0.5	70.8	7.4	4.3	13.7	0.1	0.0	3.1	0.0	-	2,754,831
2021	-	-	-	0.0	-	-	-	0.5	70.5	7.4	4.5	13.7	0.1	0.0	3.3	-	-	2,538,097
2022	-	-	-	0.1	-	-	-	0.6	74.9	6.4	3.7	10.8	0.0	-	3.4	0.0	-	2,558,197
2023	-	-	0.0	0.1	-	-	-	0.2	77.2	4.8	4.3	9.8	0.1	-	3.4	-	-	2,468,424
2024	-	-	0.1	0.2	-	-	-	0.2	76.4	5.5	5.0	9.9	0.1	0.0	2.7	-	-	2,513,981

주) 축산물 이력제 농장 주소 기준 집계

Note) Aggregation is based on farm address of animal products traceability

도축장 소재지 : 강원

Place : Gangwon

(단위 : %, 두)

(unit : %, head)

연도	서울 Seoul	부산 Busan	대구 Daegu	인천 Incheon	광주 Gwangju	대전 Daejeon	울산 Ulsan	세종 Sejong	경기 Gyeonggi	강원 Gangwon	충북 Chungbuk	충남 Chungnam	전북 Jeonbuk	전남 Jeonnam	경북 Gyeongbuk	경남 Gyeongnam	제주 Jeju	계 Total
2005	0.0	-	0.0	0.0	-	-	-	-	28.6	53.4	6.7	5.4	0.0	-	5.7	0.2	-	716,754
2006	0.0	-	0.0	-	-	-	-	-	29.1	54.8	5.3	5.8	-	-	4.6	0.4	-	653,779
2007	0.0	-	0.0	0.4	-	-	-	-	34.7	47.9	7.4	6.5	0.0	0.1	3.1	-	-	803,993
2008	-	-	0.0	0.5	-	-	-	-	34.3	49.6	5.3	3.2	0.0	0.1	6.9	0.0	-	738,527
2009	-	-	-	0.5	-	-	-	-	33.5	50.6	2.6	3.4	0.2	0.0	9.3	-	-	728,804
2010	-	-	0.5	0.2	-	-	-	-	33.8	49.0	3.3	3.3	-	0.1	9.8	-	-	735,917
2011	0.5	-	-	-	-	-	-	-	24.2	65.5	1.8	4.5	0.4	-	2.8	0.3	-	205,245
2012	0.2	-	-	-	-	-	-	-	32.9	52.9	1.4	6.8	0.1	0.0	5.5	0.2	-	501,802
2013	0.1	-	-	-	-	-	0.1	0.1	33.2	52.6	4.5	3.1	0.1	0.0	6.1	0.0	-	643,382
2014	-	-	-	0.1	-	-	-	-	29.9	62	1.6	0.3	0.2	0.0	5.3	0.6	-	609,925
2015	-	-	-	-	-	-	-	0.0	24.4	69.5	1.0	0.1	0.0	0.0	5.0	-	-	549,728
2016	-	-	-	-	-	-	-	-	23.3	72.1	1.5	0.1	0.1	0.0	2.8	0.0	-	544,459
2017	-	-	-	-	-	-	-	-	22.8	73.0	1.9	0.2	-	-	2.1	0.0	-	544,076
2018	-	-	-	-	-	-	-	-	23.4	71.8	1.6	0.3	0.2	-	2.6	-	-	563,868
2019	-	-	0.0	-	-	-	-	0.1	17.9	78.3	2.2	0.9	-	-	0.5	-	-	583,660
2020	-	-	-	-	-	-	-	-	9.9	86.3	1.7	1.1	0.0	-	1.0	-	-	581,880
2021	-	-	-	-	-	-	-	-	5.9	94.1	0.0	-	-	-	-	-	-	602,941
2022	-	-	-	-	-	-	-	-	6.6	93.4	-	-	-	-	-	-	-	558,805
2023	-	-	0.0	-	-	-	-	-	7.4	92.6	0.0	-	-	-	-	-	-	509,274
2024	-	-	0.1	-	-	-	-	-	4.7	95.2	-	-	-	-	0.0	-	-	498,795

주) 축산물 이력제 농장 주소 기준 집계

Note) Aggregation is based on farm address of animal products traceability

도축장 소재지 : 충북

Place : Chungbuk

(단위 : %, 두)

(unit : %, head)

연도	서울 Seoul	부산 Busan	대구 Daegu	인천 Incheon	광주 Gwangju	대전 Daejeon	울산 Ulsan	세종 Sejong	경기 Gyeonggi	강원 Gangwon	충북 Chungbuk	충남 Chungnam	전북 Jeonbuk	전남 Jeonnam	경북 Gyeongbuk	경남 Gyeongnam	제주 Jeju	계 Total
2005	-	-	0.1	0.1	-	0.1	-	-	17.1	3.1	28.1	31.1	10.4	1.5	8.4	0.2	0.0	1,576,620
2006	-	-	0.0	-	0.0	0.0	-	-	16.6	3.9	26.2	32.4	7.5	1.3	12.0	0.1	0.0	1,654,580
2007	0.2	-	0.1	0.0	-	0.0	0.0	-	18.1	4.5	24.4	32.4	9.7	1.1	9.1	0.1	0.2	1,741,816
2008	0.0	-	0.3	0.3	-	0.0	-	-	16.9	4.9	25.6	34.1	9.4	1.6	6.7	0.2	0.0	1,895,219
2009	0.0	-	-	0.4	-	0.0	-	-	20.8	4.5	25.8	34.6	5.8	1.4	6.5	0.1	0.0	2,016,367
2010	0.0	-	0.1	0.1	-	0.0	0.2	-	21.9	5.7	23.1	33.3	7.6	1.7	6.1	0.1	0.0	2,354,695
2011	0.0	0.0	0.1	0.0	-	0.0	0.8	-	11.5	3.7	24.6	37.5	10.9	0.5	8.3	2.1	0.0	1,389,749
2012	0.1	-	-	0.0	-	0.0	0.6	-	22.2	4.9	21.3	36.3	8.1	0.4	5.2	1.0	0.0	2,303,223
2013	0.3	-	0.0	0.1	-	0.0	0.5	2.8	24.3	5.1	22.1	30.8	6.4	0.2	6.7	0.6	0.0	2,700,085
2014	0.0	-	-	0.1	-	0.0	0.3	2.4	24.2	5.3	23.6	31.6	5.2	0.3	6.5	0.4	0.0	2,589,047
2015	0.0	-	-	0.0	-	0.0	0.4	3.3	25.7	4.4	25.2	31.7	3.4	0.1	5.5	0.3	-	2,460,870
2016	-	-	0.0	0.0	-	0.0	0.4	3.6	30.8	3.9	24.9	26.1	3.2	0.3	6.3	0.4	0.0	2,600,803
2017	-	-	-	0.0	-	-	0.5	3.4	28.9	4.6	24.4	28.1	3.3	0.3	5.9	0.6	-	2,655,969
2018	-	-	-	-	-	-	0.9	3.1	27.9	4.7	23.8	28.9	3.7	0.1	6.0	1.0	-	2,903,262
2019	-	-	0.1	-	-	-	0.9	3.4	22.1	3.7	27.8	32.1	3.6	0.1	5.4	0.8	-	2,772,185
2020	-	-	0.1	-	-	-	0.5	2.8	22.5	3.2	25.4	29.8	5.4	1.1	8.3	0.8	-	2,805,048
2021	-	-	0.1	0.0	-	0.0	0.2	2.7	26.9	1.6	27.4	25.9	5.7	1.0	7.6	0.8	-	2,619,623
2022	-	-	0.1	0.0	-	0.0	0.0	2.4	27.3	3.0	28.8	22.1	4.6	1.0	9.9	0.7	-	2,643,105
2023	-	-	0.7	-	-	0.0	-	2.7	30.4	3.9	28.6	16.9	5.0	0.9	10.3	0.6	-	2,679,536
2024	-	-	1.0	-	-	-	0.8	2.7	31.3	4.6	28.2	15.0	4.2	0.4	10.9	0.9	-	2,703,358

주) 1. 농협서울축산물공판장은 농협음성(서울)축산물공판장으로 이전(2011.3.2.)
2. 축산물 이력제 농장 주소 기준 집계Note) 1. Transferred to NACF Eumseong Slaughtering & Wholesale Center, NACF Seoul Slaughtering & Wholesale Center(2011.3.2.)
2. Aggregation is based on farm address of animal products traceability

도축장 소재지 : 충남

Place : Chungnam

(단위 : %, 두)

(unit : %, head)

연도	서울 Seoul	부산 Busan	대구 Daegu	인천 Incheon	광주 Gwangju	대전 Daejeon	울산 Ulsan	세종 Sejong	경기 Gyeonggi	강원 Gangwon	충북 Chungbuk	충남 Chungnam	전북 Jeonbuk	전남 Jeonnam	경북 Gyeongbuk	경남 Gyeongnam	제주 Jeju	계 Total
2005	-	-	-	-	0.0	0.0	-	-	0.7	0.0	0.7	82.3	13.5	2.6	0.1	0.1	0.0	1,190,022
2006	-	-	-	-	0.0	0.1	-	-	1.4	0.0	0.8	84.1	11.9	1.5	0.1	0.0	-	1,193,230
2007	0.0	-	-	-	0.0	0.0	-	-	1.2	0.0	1.6	81.0	14.9	1.2	0.1	0.0	-	1,262,953
2008	0.0	-	0.0	-	0.0	0.1	-	-	1.1	0.0	1.5	82.2	13.8	0.8	0.5	0.0	-	1,178,569
2009	-	-	0.0	-	-	0.1	-	-	1.8	0.0	1.6	80.2	14.3	1.0	0.8	0.1	-	1,333,634
2010	-	-	0.0	-	0.0	0.3	-	-	2.4	0.4	1.3	80.0	13.8	1.1	0.7	0.2	-	1,460,695
2011	-	-	0.0	-	-	0.2	-	-	1.8	0.0	0.6	84.0	12.9	0.5	0.0	0.1	-	1,414,474
2012	0.0	-	-	0.0	-	0.1	-	-	4.2	0.0	2.8	75.0	17.6	0.2	0.1	0.1	0.0	1,524,707
2013	0.0	-	0.0	0.0	-	0.0	-	0.9	5.1	0.1	5.5	72.1	15.1	0.6	0.5	0.1	0.0	1,593,528
2014	0.0	-	-	0.1	-	0.0	0.0	0.8	6.5	0.2	3.6	75.6	12.4	0.4	0.3	0.2	-	1,557,044
2015	-	-	0.0	0.0	-	0.0	-	1.3	4.1	0.5	3.3	79.2	11.0	0.2	0.1	0.1	-	1,681,864
2016	-	-	-	0.0	-	0.0	-	1.0	3.0	0.2	1.4	82.9	10.7	0.5	0.1	0.3	-	2,022,161
2017	-	-	-	-	0.0	0.0	-	1.3	3.8	0.1	1.6	77.8	14.1	0.7	0.3	0.2	-	2,091,806
2018	-	-	-	-	-	-	-	1.3	5.2	-	1.3	76.7	14.7	0.6	0.1	-	-	2,227,361
2019	-	-	-	0.0	-	0.0	-	1.3	3.7	0.1	0.9	82.9	9.9	0.9	0.2	0.1	-	2,258,741
2020	-	-	-	-	-	0.0	0.0	1.6	5.1	0.0	2.3	79.1	10.0	1.2	0.5	0.2	-	2,654,573
2021	-	-	-	0.0	-	0.0	-	1.6	5.6	-	2.9	79.1	9.6	0.5	0.6	0.2	-	2,900,940
2022	-	-	-	0.0	-	0.1	-	1.6	5.2	-	2.5	81.7	7.4	0.3	0.8	0.5	-	3,081,029
2023	-	-	0.1	-	-	0.0	-	1.5	5.3	-	1.2	84.4	6.5	0.5	0.1	0.2	-	3,246,542
2024	-	-	0.1	-	-	0.1	-	1.4	5.8	-	1.2	82.9	7.5	0.6	0.3	0.1	-	3,349,391

주) 축산물 이력제 농장 주소 기준 집계

Note) Aggregation is based on farm address of animal products traceability

도축장 소재지 : 전북

Place : Jeonbuk

(단위 : %, 두)

(unit : %, head)

연도	서울 Seoul	부산 Busan	대구 Daegu	인천 Incheon	광주 Gwangju	대전 Daejeon	울산 Ulsan	세종 Sejong	경기 Gyeonggi	강원 Gangwon	충북 Chungbuk	충남 Chungnam	전북 Jeonbuk	전남 Jeonnam	경북 Gyeongbuk	경남 Gyeongnam	제주 Jeju	계 Total
2005	0.8	-	-	-	0.0	0.0	-	-	1.6	-	0.2	6.1	67.9	22.2	0.0	0.8	0.4	1,155,695
2006	-	-	-	-	0.3	0.0	-	-	3.4	-	0.2	8.0	71.0	16.4	-	0.6	0.1	1,225,923
2007	-	-	-	-	0.1	0.1	-	-	4.0	-	0.4	10.5	71.8	11.7	0.0	0.7	0.6	1,351,135
2008	0.1	-	-	-	0.1	-	-	-	3.3	-	0.3	10.3	74.5	10.7	0.1	0.5	0.3	1,315,826
2009	-	-	-	-	0.1	0.1	-	-	1.3	-	0.3	7.4	78.6	11.7	0.2	0.2	0.1	1,328,893
2010	-	-	-	-	0.0	0.1	-	-	0.6	0.0	0.8	11.1	73.4	13.1	0.1	0.7	-	1,446,324
2011	0.0	-	-	1.1	0.2	-	-	-	0.1	-	0.6	5.3	78.6	12.7	0.1	1.2	-	1,373,005
2012	0.0	-	-	1.1	0.1	-	0.0	-	0.9	0.1	0.7	10.4	71.3	14.0	0.0	1.4	-	1,509,775
2013	-	-	0.0	0.8	0.0	0.0	0.0	0.4	1.0	0.1	1.8	10.7	69.2	13.8	0.4	1.8	-	1,766,487
2014	-	-	-	0.0	-	-	-	0.0	1.2	0.0	0.4	12	69.7	14.8	0.1	1.7	-	1,780,586
2015	-	0.0	-	0.0	0.0	-	0.0	0.1	0.4	0.0	0.1	6.3	74.4	14.9	0.1	3.6	0.0	1,911,213
2016	-	-	-	-	0.0	-	-	0.0	0.7	0.0	0.4	7.3	76.2	12.0	0.2	3.0	0.0	1,961,860
2017	-	0.0	-	-	0.0	-	-	0.0	0.9	-	0.3	9.8	74.0	12.7	0.4	1.9	0.0	1,876,291
2018	-	0.1	-	-	-	-	-	-	0.9	-	0.3	11.1	68.4	16.3	0.4	2.5	-	2,029,120
2019	-	0.1	-	-	-	-	-	0.1	0.7	0.1	0.1	12.2	66.1	16.2	1.7	2.6	-	2,357,081
2020	-	0.0	-	-	-	-	0.0	0.1	0.3	0.0	0.3	12.4	62.9	18.1	2.7	3.0	-	2,375,014
2021	-	0.1	-	-	0.0	0.0	-	0.2	0.4	-	0.3	12.6	63.2	18.0	1.9	3.4	0.0	2,330,343
2022	-	0.1	0.0	-	-	0.0	-	0.2	0.1	-	0.2	13.2	60.9	18.1	2.3	4.9	0.0	2,331,366
2023	-	0.1	0.5	-	-	-	-	0.6	0.2	-	0.4	11.8	62.1	18.0	2.0	4.4	0.0	2,263,529
2024	-	0.0	0.3	-	0.0	-	-	0.9	0.7	-	0.4	12.6	59.4	17.8	2.0	6.0	-	2,234,733

주) 축산물 이력제 농장 주소 기준 집계

Note) Aggregation is based on farm address of animal products traceability

도축장 소재지 : 전남

Place : Jeonnam

(단위 : %, 두)

(unit : %, head)

연도	서울 Seoul	부산 Busan	대구 Daegu	인천 Incheon	광주 Gwangju	대전 Daejeon	울산 Ulsan	세종 Sejong	경기 Gyeonggi	강원 Gangwon	충북 Chungbuk	충남 Chungnam	전북 Jeonbuk	전남 Jeonnam	경북 Gyeongbuk	경남 Gyeongnam	제주 Jeju	계 Total
2005	-	-	-	-	2.1	0.0	-	-	0.0	0.0	0.0	0.9	4.6	91.3	0.5	0.1	0.6	658,058
2006	-	-	-	-	2.0	-	-	-	0.0	-	-	0.4	2.4	94.0	0.0	0.1	1.1	682,513
2007	0.0	-	-	-	2.4	-	-	-	0.0	-	-	0.4	4.6	90.8	0.1	0.1	1.7	735,496
2008	-	-	0.0	-	2.1	-	-	-	0.0	-	-	0.5	5.2	90.0	0.0	0.8	1.2	719,901
2009	-	-	-	-	2.2	-	-	-	0.0	-	-	1.7	5.9	88.3	0.0	0.5	1.3	741,263
2010	-	-	0.0	-	1.9	-	-	-	0.4	-	-	0.9	10.4	85.0	0.0	0.4	1.0	803,971
2011	0.1	-	-	-	1.4	-	-	-	0.7	-	0.1	0.5	14.3	82.2	0.0	0.2	0.5	975,814
2012	-	-	-	0.0	1.3	-	-	-	0.3	0.0	0.1	0.7	18.2	78.5	0.0	0.3	0.6	1,066,504
2013	-	-	-	-	1.0	0.0	0.0	0.0	0.3	0.0	0.6	1.0	18.8	77.5	0.1	0.4	0.4	1,134,960
2014	-	-	-	-	0.2	0.0	-	-	0.0	0.0	0.4	0.4	17.4	79.7	0.1	1.4	0.3	1,101,575
2015	-	-	-	-	0.6	-	-	-	0.0	-	0.0	0.4	19.5	77.3	0.0	2.2	0.0	1,210,236
2016	-	0.0	-	0.0	0.4	-	-	-	0.3	-	-	0.2	17.1	79.3	0.0	2.6	-	1,281,311
2017	-	0.0	-	-	0.3	-	0.0	-	0.2	-	-	1.5	13.8	81.9	0.2	2.1	-	1,285,001
2018	-	-	-	-	0.2	-	-	-	0.2	-	-	0.7	17.1	79.3	-	2.4	-	1,320,791
2019	-	-	0.0	-	0.3	-	-	0.0	0.1	-	0.0	0.6	18.6	78.6	0.1	1.6	0.0	1,450,785
2020	-	-	-	-	0.3	-	0.0	-	-	-	0.2	0.2	19.0	79.1	0.2	1.0	-	1,482,732
2021	-	-	-	-	0.2	-	-	-	0.0	-	0.0	0.1	21.3	76.0	0.0	2.3	0.0	1,571,694
2022	-	-	-	-	0.3	-	-	0.0	-	-	0.0	0.1	22.0	74.8	0.4	2.3	0.1	1,685,887
2023	-	-	0.0	-	0.3	-	-	0.0	0.0	-	-	0.5	22.3	73.3	0.2	3.3	0.0	1,802,738
2024	-	-	0.0	-	0.3	-	0.0	-	0.0	-	0.0	0.4	21.7	74.0	0.4	3.2	-	1,875,959

주) 축산물 이력제 농장 주소 기준 집계

Note) Aggregation is based on farm address of animal products traceability

도축장 소재지 : 경북

Place : Gyeongbuk

(단위 : %, 두)

(unit : %, head)

연도	서울 Seoul	부산 Busan	대구 Daegu	인천 Incheon	광주 Gwangju	대전 Daejeon	울산 Ulsan	세종 Sejong	경기 Gyeonggi	강원 Gangwon	충북 Chungbuk	충남 Chungnam	전북 Jeonbuk	전남 Jeonnam	경북 Gyeongbuk	경남 Gyeongnam	제주 Jeju	계 Total
2005	-	-	5.5	-	-	0.0	0.1	-	0.3	-	1.6	2.1	1.2	0.0	84.5	4.8	-	1,205,044
2006	-	-	5.1	-	0.0	-	0.1	-	0.1	0.1	1.2	1.8	1.3	0.0	84.1	6.4	-	1,139,773
2007	-	0.0	3.4	-	-	-	0.1	-	0.1	0.0	1.2	1.7	1.1	0.0	85.2	7.1	0.0	1,182,608
2008	-	0.1	1.9	-	-	-	0.0	-	0.1	0.0	1.4	0.6	1.1	0.0	84.8	10.0	-	1,164,793
2009	-	-	0.9	-	-	-	0.0	-	0.1	0.0	2.1	0.4	1.1	0.0	89.5	6.0	-	1,156,067
2010	-	0.0	3.7	-	-	-	0.1	-	0.0	0.0	1.7	0.3	0.4	0.2	88.4	5.2	-	1,193,661
2011	-	-	3.9	-	-	-	1.4	-	0.0	0.0	1.5	0.1	0.3	0.5	86.8	5.5	0.0	1,049,305
2012	-	0.0	2.4	-	-	-	1.5	-	0.2	0.0	1.8	0.3	0.3	0.3	83.6	9.5	0.1	1,337,830
2013	-	0.0	1.9	-	-	-	0.9	-	0.4	0.0	2.9	0.3	0.4	0.5	85.8	6.8	-	1,437,254
2014	-	0.0	1.1	-	-	-	0.0	-	1.5	0.1	2.6	0.4	0.6	0.2	86.3	7.0	-	1,423,383
2015	-	0.0	1.5	-	-	-	0.1	-	1.2	0.0	2.4	0.7	0.4	0.1	84.0	9.5	-	1,501,990
2016	-	0.0	1.0	-	-	-	0.0	-	2.6	0.2	2.0	0.2	0.6	0.3	81.6	11.4	-	1,591,511
2017	-	-	0.9	-	0.0	-	0.1	-	1.8	0.0	2.0	0.4	0.7	0.3	82.1	11.8	-	1,548,305
2018	-	-	0.8	-	-	-	0.1	-	1.9	-	2.7	0.1	0.5	0.1	83.0	10.8	-	1,498,674
2019	-	0.0	0.8	-	-	-	0.1	0.0	1.0	-	1.2	0.1	0.6	0.0	87.6	8.6	-	1,543,225
2020	-	-	0.8	-	-	-	0.2	-	0.1	0.0	1.2	0.6	0.6	0.1	85.3	11.2	-	1,524,137
2021	-	0.0	0.6	-	-	-	0.9	-	0.2	-	1.3	0.1	0.6	0.0	86.6	9.7	-	1,555,599
2022	-	-	0.3	-	-	-	0.1	0.0	0.0	-	0.1	0.0	0.5	0.0	90.0	9.0	-	1,424,714
2023	-	-	7.3	-	-	-	0.8	-	-	-	0.0	0.2	0.1	0.0	82.2	9.3	-	1,502,084
2024	-	-	6.7	-	-	-	0.2	-	0.0	-	0.1	0.2	0.1	0.0	86.8	5.9	-	1,601,257

주) 축산물 이력제 농장 주소 기준 집계

Note) Aggregation is based on farm address of animal products traceability

도축장 소재지 : 경남

Place : Gyeongnam

(단위 : %, 두)

(unit : %, head)

연도	서울 Seoul	부산 Busan	대구 Daegu	인천 Incheon	광주 Gwangju	대전 Daejeon	울산 Ulsan	세종 Sejong	경기 Gyeonggi	강원 Gangwon	충북 Chungbuk	충남 Chungnam	전북 Jeonbuk	전남 Jeonnam	경북 Gyeongbuk	경남 Gyeongnam	제주 Jeju	계 Total
2005	-	1.0	0.1	-	0.1	-	0.9	-	0.3	0.0	0.3	0.2	3.8	3.4	9.7	80.3	0.0	1,664,906
2006	0.0	1.3	0.3	-	0.5	-	1.0	-	0.1	0.0	0.3	0.6	3.2	2.7	10.0	79.9	0.1	1,603,846
2007	-	1.2	0.9	-	0.3	-	0.8	-	0.1	0.0	0.1	0.2	2.4	2.4	11.2	79.6	0.7	1,711,461
2008	-	1.1	0.5	-	0.1	-	1.0	-	0.1	0.0	0.1	0.1	2.4	2.5	11.7	79.8	0.5	1,738,957
2009	-	1.0	0.3	-	0.0	-	1.0	-	0.1	-	0.3	0.1	2.1	2.4	10.5	82.1	0.2	1,676,127
2010	-	1.1	0.3	-	0.0	-	1.0	-	0.1	0.1	0.3	0.1	1.8	1.9	9.9	83.3	0.0	1,801,182
2011	-	1.5	0.3	-	0.0	-	1.2	-	0.2	0.1	0.0	-	1.6	1.4	4.3	89.5	0.0	1,535,465
2012	-	1.3	0.0	-	-	-	1.4	-	0.4	0.0	0.0	0.0	1.5	0.5	5.2	89.6	0.0	1,565,044
2013	-	0.9	0.2	-	0.0	-	2.0	-	1.0	0.0	0.4	0.0	2.8	0.8	8.9	82.9	0.0	1,732,768
2014	-	0.8	0.0	-	-	-	1.0	-	0.0	0.0	0.5	0.1	1.7	1.7	12	82.2	0.0	1,695,747
2015	-	0.9	0.0	-	0.0	-	1.2	-	0.3	0.0	0.5	0.1	2.7	1.4	10.6	82.3	0.0	1,749,091
2016	-	0.9	0.1	-	-	-	1.2	-	0.1	-	0.4	0.0	2.3	1.9	11.3	81.9	-	1,742,922
2017	-	0.9	0.1	-	0.0	-	0.9	-	0.1	0.0	0.1	0.0	1.6	1.3	12.5	82.4	0.1	1,756,992
2018	-	0.9	0.2	-	-	-	1.0	-	0.1	-	0.2	-	1.8	1.2	15.8	78.8	-	1,908,467
2019	-	0.7	0.1	-	-	-	1.3	-	0.0	-	0.2	0.0	1.3	0.9	13.8	81.7	0.0	1,977,582
2020	-	0.5	0.0	-	-	-	1.4	-	-	-	0.4	0.0	0.4	0.8	14.7	81.8	0.0	2,052,334
2021	-	0.5	0.1	-	-	-	1.5	-	-	-	0.3	0.0	0.3	0.7	14.8	81.9	0.0	2,083,361
2022	-	0.4	0.3	-	-	-	1.4	0.0	-	-	0.1	-	0.4	0.6	15.0	81.8	0.0	2,081,363
2023	-	0.4	1.3	-	-	-	1.7	0.0	-	-	0.1	0.0	0.2	0.4	12.1	83.9	-	2,065,662
2024	-	0.4	1.0	-	-	-	1.5	-	-	-	0.0	-	0.3	0.4	11.3	85.2	-	2,095,967

주) 축산물 이력제 농장 주소 기준 집계

Note) Aggregation is based on farm address of animal products traceability

도축장 소재지 : 제주

Place : Jeju

(단위 : %, 두)

(unit : %, head)

연도	서울 Seoul	부산 Busan	대구 Daegu	인천 Incheon	광주 Gwangju	대전 Daejeon	울산 Ulsan	세종 Sejong	경기 Gyeonggi	강원 Gangwon	충북 Chungbuk	충남 Chungnam	전북 Jeonbuk	전남 Jeonnam	경북 Gyeongbuk	경남 Gyeongnam	제주 Jeju	계 Total
2005	0.0	-	-	-	0.0	-	-	-	-	-	-	-	-	-	-	0.2	99.8	555,620
2006	0.0	-	-	-	-	-	-	-	-	-	-	-	-	-	-	-	100.0	569,789
2007	-	-	-	-	-	-	-	-	-	-	-	-	-	-	-	-	100.0	612,242
2008	-	-	-	-	-	-	-	-	-	-	-	-	-	-	-	-	100.0	662,356
2009	0.0	-	0.1	-	-	-	-	-	-	-	-	-	-	-	-	0.2	99.7	686,949
2010	-	-	0.9	-	-	-	-	-	-	-	-	-	-	-	0.1	0.1	98.9	719,299
2011	-	-	-	-	-	-	-	-	0.3	-	1.3	-	-	-	0.2	-	98.3	706,081
2012	-	-	-	-	-	-	-	-	5.2	-	-	-	-	-	0.0	-	94.8	777,513
2013	-	-	-	-	-	-	-	-	-	-	-	-	4.7	-	-	0.0	95.3	807,636
2014	-	-	-	-	-	-	-	-	0.0	-	2.8	-	0.7	-	-	-	96.5	819,050
2015	-	-	-	-	-	-	-	-	-	-	2.5	-	-	-	-	-	97.5	814,007
2016	-	-	-	-	-	-	-	-	-	0.0	-	-	-	-	-	-	100.0	847,079
2017	-	-	-	-	-	-	-	-	-	-	-	-	-	-	-	-	100.0	857,822
2018	-	-	-	-	-	-	-	-	-	-	-	-	-	-	-	-	100.0	859,917
2019	-	-	-	-	-	-	-	-	-	-	-	-	-	-	-	-	100.0	864,167
2020	-	-	-	-	-	-	-	-	-	-	-	-	-	-	-	-	100.0	908,746
2021	-	-	-	-	-	-	-	-	-	-	-	-	-	-	-	-	100.0	877,412
2022	-	-	-	-	-	-	-	-	-	-	-	-	-	-	-	-	100.0	857,408
2023	-	-	-	-	-	-	-	-	-	-	-	-	-	-	-	-	100.0	886,025
2024	-	-	-	-	-	-	-	-	-	-	-	-	-	-	-	-	100.0	911,580

주) 축산물 이력제 농장 주소 기준 집계

Note) Aggregation is based on farm address of animal products traceability

나. 도매시장별 가축(돼지) 이동현황

도축장명 : 농협음성

Place : NACF(Eumseong)

(단위 : %, 두)

(unit : %, head)

연도	서울 Seoul	부산 Busan	대구 Daegu	인천 Incheon	광주 Gwangju	대전 Daejeon	울산 Ulsan	세종 Sejong	경기 Gyeonggi	강원 Gangwon	충북 Chungbuk	충남 Chungnam	전북 Jeonbuk	전남 Jeonnam	경북 Gyeongbuk	경남 Gyeongnam	제주 Jeju	계 Total
2005	-	-	0.0	1.9	0.0	0.7	-	-	47.3	11.5	4.7	33.1	0.1	0.1	0.2	0.1	0.3	333,506
2006	-	-	-	2.0	0.0	0.4	-	-	40.6	13.5	5.8	37.3	0.3	0.1	-	-	-	284,985
2007	-	-	0.0	1.5	0.0	0.6	-	-	39.1	16.8	7.0	34.6	0.3	-	0.1	-	-	259,288
2008	-	-	-	1.5	-	0.7	-	-	38.0	20.9	6.1	32.1	0.4	-	0.2	0.0	-	239,227
2009	0.1	-	0.1	0.8	-	0.6	-	-	40.5	20.9	5.0	29.3	2.7	-	0.0	-	-	194,776
2010	0.2	-	0.0	0.4	-	0.1	-	-	43.4	21.0	4.1	30.5	0.2	-	0.1	-	-	153,404
2011	0.2	-	0.0	-	-	0.3	-	-	34.7	8.4	14.1	34.6	5.0	0.1	2.7	0.0	-	94,136
2012	0.2	-	-	0.1	-	-	-	-	48.8	8.8	18.1	18.0	2.2	0.3	3.2	0.3	-	147,135
2013	1.3	-	0.1	0.1	-	-	0.5	0.7	40.3	10.3	17.1	15.1	12.2	0.1	2.0	0.3	0.0	231,357
2014	0.1	-	-	0.1	-	-	-	0.5	33.4	16.8	21.9	20.3	4.2	1.7	1.1	-	-	179,060
2015	0.0	-	-	-	-	-	-	1.0	29.9	13.9	31.2	21.7	1.0	0.6	0.6	0.0	-	134,843
2016	-	-	-	-	-	-	-	1.1	35.7	15.6	26.9	16.0	4.0	0.2	0.2	0.2	-	136,539
2017	-	-	-	-	-	-	-	0.4	33.3	17.6	26.4	18.0	4.1	0.1	0.0	0.0	-	118,356
2018	-	-	-	-	-	-	-	0.9	34.8	20.2	26.7	15.1	1.1	0.1	1.1	-	-	89,201
2019	-	-	-	-	-	-	-	0.9	24.4	20.4	28.7	25.0	0.3	0.2	0.2	-	-	69,419
2020	-	-	0.2	-	-	-	-	1.4	23.4	9.2	34.6	25.3	1.9	3.1	1.1	-	-	46,905
2021	-	-	-	-	-	-	-	1.7	27.2	-	44.2	24.0	-	0.3	2.6	-	-	21,822
2022	-	-	-	-	-	-	-	2.4	27.4	-	41.9	27.5	-	-	0.9	-	-	12,747
2023	-	-	0.9	-	-	-	-	3.8	36.4	-	49.0	3.3	-	-	6.6	-	-	7,623
2024	-	-	3.6	-	-	-	-	1.2	15.5	0.2	20.4	-	-	-	59.2	-	-	17,598

주) 1. 농협서울축산물공판장은 농협음성(서울)축산물공판장으로 이전(2011.3.2)

2. 축산물 이력제 농장 주소 기준 집계

Note) 1. Transferred to NACF Eumseong Slaughtering & Wholesale Center, NACF Seoul Slaughtering & Wholesale Center(2011.3.2.)
2. Aggregation is based on farm address of animal products traceability

도축장명 : 삼성식품

Place : Sam sung

(단위 : %, 두)

(unit : %, head)

연도	서울 Seoul	부산 Busan	대구 Daegu	인천 Incheon	광주 Gwangju	대전 Daejeon	울산 Ulsan	세종 Sejong	경기 Gyeonggi	강원 Gangwon	충북 Chungbuk	충남 Chungnam	전북 Jeonbuk	전남 Jeonnam	경북 Gyeongbuk	경남 Gyeongnam	제주 Jeju	계 Total
2005	-	-	-	13.9	-	-	-	-	44.1	1.1	2.9	36.4	1.3	0.2	0.1	-	-	179,942
2006	0.0	-	-	14.0	-	-	-	-	40.3	0.8	3.6	38.3	2.7	0.1	0.3	-	-	162,664
2007	-	-	-	14.2	-	-	-	-	40.0	2.3	3.8	35.6	3.9	0.1	0.0	0.1	-	156,487
2008	-	-	0.1	12.4	-	-	-	-	45.3	3.3	2.8	31.9	3.8	0.2	0.2	-	-	147,611
2009	-	-	-	10.3	-	-	-	-	41.7	1.1	6.0	39.7	1.1	0.0	0.0	0.0	-	130,631
2010	-	-	-	6.1	-	-	-	-	37.3	2.0	3.4	50.5	0.6	-	0.0	0.1	-	122,091
2011	0.2	-	-	5.7	-	-	-	-	24.0	1.8	0.6	66.8	0.6	-	0.3	-	-	53,217
2012	-	-	0.0	12.5	-	-	-	-	26.1	3.9	0.6	55.2	1.8	-	-	-	-	74,389
2013	0.4	-	-	17.8	-	-	-	0.1	49.8	2.3	1.1	28.1	0.0	0.0	0.2	0.1	-	82,825
2014	1.0	-	-	15.8	-	-	-	-	53.7	2.1	2.0	25.3	-	-	0.1	-	-	70,424
2015	0.6	-	-	16.1	-	-	-	-	50.2	1.7	3.1	28.2	0.1	-	-	-	-	61,739
2016	-	-	-	15.9	-	-	-	-	53.9	4.1	2.3	23.8	-	-	-	-	-	60,535
2017	-	-	-	16.7	-	-	-	-	43.5	4.9	3.2	31.6	-	-	-	-	-	50,697
2018	-	-	-	18.9	-	-	-	-	50.6	3.4	0.7	26.4	-	-	-	-	-	33,523
2019	-	-	-	22.9	-	-	-	-	41.9	8.0	0.3	26.9	-	-	-	-	-	23,464
2020	-	-	-	6.4	-	-	-	0.0	32.4	0.4	3.9	56.8	-	-	-	-	-	20,491
2021	-	-	-	9.0	-	-	-	-	35.3	1.0	6.8	47.9	-	-	-	-	-	20,789
2022	-	-	-	14.4	-	-	-	-	31.6	0.1	9.9	44.1	-	-	-	-	-	14,892
2023	-	-	-	16.7	-	-	-	-	32.7	1.1	11.8	37.7	-	-	-	-	-	17,108
2024	-	-	-	17.9	-	-	-	-	47.2	0.6	11.7	22.6	-	-	-	-	-	14,916

주) 축산물 이력제 농장 주소 기준 집계

Note) Aggregation is based on farm address of animal products traceability

Moving rate of livestock(pig) by wholesale market

도축장명 : 농협부천

Place : NACF(Buchon)

(단위 : %, 두)

(unit : %, head)

연도	서울 Seoul	부산 Busan	대구 Daegu	인천 Incheon	광주 Gwangju	대전 Daejeon	울산 Ulsan	세종 Sejong	경기 Gyeonggi	강원 Gangwon	충북 Chungbuk	충남 Chungnam	전북 Jeonbuk	전남 Jeonnam	경북 Gyeongbuk	경남 Gyeongnam	제주 Jeju	계 Total
2005	0.3	-	-	7.4	0.0	0.0	-	-	56.1	5.0	0.3	29.4	0.6	0.4	0.0	0.5	-	178,348
2006	0.6	-	-	6.1	-	-	-	-	52.7	5.9	0.1	33.3	1.2	0.1	-	0.0	-	181,649
2007	0.5	-	-	6.9	-	-	-	-	49.8	3.3	0.6	38.0	0.5	0.2	0.1	-	0.0	187,955
2008	0.7	-	-	6.5	-	-	-	-	53.5	2.2	0.6	34.4	1.5	0.5	0.0	0.0	0.2	186,305
2009	0.3	-	-	6.9	-	-	-	-	50.5	2.6	0.4	36.3	2.9	-	-	0.0	-	151,530
2010	0.4	-	-	6.0	-	-	-	-	51.3	4.7	0.4	36.8	0.3	-	-	0.0	-	140,467
2011	0.5	-	-	7.3	-	-	-	-	42.2	9.6	0.5	39.0	0.8	-	0.1	-	-	67,651
2012	0.7	-	-	11.3	-	-	-	-	44.0	7.9	0.3	35.4	0.1	0.0	0.2	0.0	-	97,402
2013	0.3	-	-	7.4	-	-	-	-	59.5	5.7	0.8	26.1	0.1	-	0.1	-	0.0	123,248
2014	0.5	-	-	8.1	-	-	-	0.0	67.6	6.7	-	16.5	0.5	0.0	0.0	-	-	85,603
2015	0.7	-	-	6.9	-	-	-	-	58.9	6.7	0.1	22.8	2.9	1.0	-	-	-	59,388
2016	-	-	-	7.9	-	-	-	0.1	62.8	8.3	0.2	20.4	0.3	-	-	-	-	49,066
2017	-	-	-	6.9	-	-	-	-	65.5	12.7	0.5	14.3	-	-	-	-	-	43,278
2018	-	-	-	7.3	-	-	-	-	71.0	7.7	-	14.0	-	-	-	-	-	28,800
2019	-	-	-	3.6	-	-	-	-	80.5	1.7	-	14.2	-	-	-	-	-	20,458
2020	-	-	-	-	-	-	-	-	-	-	-	-	100.0	-	-	-	-	80
2021	-	-	-	-	-	-	-	-	100.0	-	-	-	-	-	-	-	-	200
2022	-	-	-	-	-	-	-	-	-	-	-	100.0	-	-	-	-	-	48
2023	-	-	-	-	-	-	-	-	-	-	-	-	-	-	-	-	-	-
2024	-	-	-	-	-	-	-	-	-	-	-	-	-	-	-	-	-	-

주) 축산물 이력제 농장 주소 기준 집계

Note) Aggregation is based on farm address of animal products traceability

도축장명 : 협신식품

Place : Hyupsin

(단위 : %, 두)

(unit : %, head)

연도	서울 Seoul	부산 Busan	대구 Daegu	인천 Incheon	광주 Gwangju	대전 Daejeon	울산 Ulsan	세종 Sejong	경기 Gyeonggi	강원 Gangwon	충북 Chungbuk	충남 Chungnam	전북 Jeonbuk	전남 Jeonnam	경북 Gyeongbuk	경남 Gyeongnam	제주 Jeju	계 Total
2005	1.3	-	-	1.5	-	0.0	-	-	46.4	3.8	14.5	26.9	3.3	1.9	0.4	-	-	244,622
2006	1.0	-	-	0.9	-	-	-	-	48.0	2.7	14.3	29.2	2.9	1.0	-	-	-	234,858
2007	0.8	-	-	1.0	-	-	-	-	49.5	1.7	16.2	26.3	3.4	0.9	0.2	-	-	244,525
2008	0.0	-	-	0.7	-	-	-	-	47.9	2.5	18.9	26.4	2.8	0.3	0.4	-	-	236,089
2009	0.1	-	-	1.4	-	-	-	-	43.3	1.7	19.6	31.0	1.9	0.5	0.6	-	-	216,162
2010	0.0	-	-	0.9	-	-	-	-	43.5	2.5	20.1	31.1	1.6	-	0.3	0.0	-	197,987
2011	0.2	-	-	2.8	-	-	-	-	17.4	2.3	13.1	60.9	1.4	-	1.9	0.0	-	86,805
2012	0.0	-	-	1.9	-	-	-	-	45.5	3.0	8.4	40.0	0.6	-	0.5	-	-	142,810
2013	0.0	-	0.1	1.8	-	-	-	1.0	60.5	3.8	8.4	22.3	0.6	0.5	1.0	-	-	175,616
2014	-	-	-	1.3	-	-	-	1.9	63.5	3.4	11.7	15.6	0.3	2.1	0.2	-	-	160,171
2015	-	-	-	0.9	-	-	-	0.0	67.1	3.2	11.3	17.0	0.4	0.1	0.0	-	-	142,602
2016	-	-	-	2.2	-	-	-	0.0	63.3	2.6	10.0	21.7	0.2	-	0.0	-	-	137,142
2017	-	-	-	2.6	-	-	-	-	63.8	3.9	11.4	18.2	0.0	-	0.2	0.1	-	133,859
2018	-	-	-	1.4	-	-	-	0.2	63.7	4.8	6.7	23.2	-	-	-	-	-	109,416
2019	-	-	-	1.7	-	-	-	0.5	58.5	5.5	4.1	29.8	-	-	-	-	-	103,987
2020	-	-	-	-	-	-	-	1.1	38.2	6.7	4.6	48.7	0.3	0.1	0.1	-	-	89,873
2021	-	-	-	-	-	-	-	0.9	47.6	2.2	5.0	43.9	0.4	-	-	-	-	76,635
2022	-	-	-	-	-	-	-	-	52.4	2.5	3.3	40.8	0.4	-	0.5	-	-	58,147
2023	-	-	-	-	-	-	-	-	58.8	2.0	3.4	35.8	-	-	-	-	-	46,848
2024	-	-	-	-	-	-	-	-	60.9	4.3	3.1	31.7	-	-	-	-	-	42,827

주) 축산물 이력제 농장 주소 기준 집계

Note) Aggregation is based on farm address of animal products traceability

도축장명 : 도드람

Place : Doddram

(단위 : %, 두)

(unit : %, head)

연도	서울 Seoul	부산 Busan	대구 Daegu	인천 Incheon	광주 Gwangju	대전 Daejeon	울산 Ulsan	세종 Sejong	경기 Gyeonggi	강원 Gangwon	충북 Chungbuk	충남 Chungnam	전북 Jeonbuk	전남 Jeonnam	경북 Gyeongbuk	경남 Gyeongnam	제주 Jeju	계 Total
2005	-	-	-	-	-	-	-	-	-	-	-	-	-	-	-	-	-	-
2006	-	-	-	-	-	-	-	-	-	-	-	-	-	-	-	-	-	-
2007	-	-	-	-	-	-	-	-	-	-	-	-	-	-	-	-	-	-
2008	-	-	-	-	-	-	-	-	-	-	-	-	-	-	-	-	-	-
2009	-	-	-	0.2	-	-	-	-	60.6	0.5	12.5	9.6	6.5	0.2	10.0	-	-	70,008
2010	-	-	-	0.1	-	-	-	-	53.3	1.0	10.4	15.5	9.2	0.3	10.1	-	-	83,698
2011	-	-	-	0.2	-	-	-	-	24.3	0.2	12.0	19.3	24.0	-	19.9	0.2	-	30581
2012	-	-	-	0.2	-	-	-	-	40.0	2.6	7.8	22.3	5.2	0.2	21.7	0.1	-	81,315
2013	-	-	-	0.2	-	-	-	0.0	32.2	2.8	7.5	31.8	7.5	-	17.9	-	-	148,867
2014	-	-	-	-	-	-	-	-	37.8	1.2	11.6	36.6	3.6	-	9.3	-	-	123,039
2015	-	-	-	-	-	-	-	3.3	38.3	0.9	15.9	35.4	1.9	-	4.2	-	-	104,270
2016	-	-	-	-	-	-	-	2.4	44.0	1.3	8.0	38.4	1.3	-	4.4	0.3	-	102,077
2017	-	-	-	-	-	-	-	2.8	44.9	1.2	9.1	39.9	-	-	2.3	-	-	85,809
2018	-	-	-	-	-	-	-	7.7	53.2	0.8	13.2	22.7	-	-	2.3	-	-	68,464
2019	-	-	-	-	-	-	-	5.5	76.9	0.9	8.9	2.2	-	-	5.6	-	-	63,392
2020	-	-	-	-	-	-	-	5.3	59.2	0.1	10.9	0.4	-	-	24.1	-	-	58,238
2021	-	-	-	-	-	-	-	1.0	52.0	-	6.6	2.1	0.3	-	37.9	-	-	64,933
2022	-	-	-	-	-	-	-	0.8	46.3	-	3.9	4.8	-	-	44.2	-	-	61,040
2023	-	-	0.1	-	-	-	-	1.1	52.7	-	9.9	0.5	0.4	-	35.4	-	-	68,803
2024	-	-	0.9	-	-	-	-	0.3	75.0	-	10.8	0.3	-	-	12.7	-	-	62,194

주) 축산물 이력제 농장 주소 기준 집계

Note) Aggregation is based on farm address of animal products traceability

도축장명 : 농협나주

Place : NACF(Naju)

(단위 : %, 두)

(unit : %, head)

연도	서울 Seoul	부산 Busan	대구 Daegu	인천 Incheon	광주 Gwangju	대전 Daejeon	울산 Ulsan	세종 Sejong	경기 Gyeonggi	강원 Gangwon	충북 Chungbuk	충남 Chungnam	전북 Jeonbuk	전남 Jeonnam	경북 Gyeongbuk	경남 Gyeongnam	제주 Jeju	계 Total
2005	-	-	-	-	3.7	0.0	-	-	-	-	-	1.3	0.2	94.7	0.1	-	-	176,046
2006	-	-	-	-	5.6	-	-	-	-	-	-	2.4	0.3	91.6	0.1	-	-	127,592
2007	-	-	-	-	7.0	-	-	-	-	-	-	1.1	1.1	90.9	0.0	0.0	-	106,049
2008	-	-	-	-	8.4	-	-	-	-	-	-	2.9	2.5	86.2	-	-	-	93,919
2009	-	-	-	-	10.4	-	-	-	-	-	-	7.3	4.8	77.5	-	-	-	78,024
2010	-	-	0.0	-	6.7	-	-	-	0.0	-	-	8.1	5.9	79.3	-	-	-	73,172
2011	-	-	-	-	4.6	-	-	-	0.0	-	-	3.6	5.0	86.7	-	-	0.0	72,254
2012	-	-	-	-	8.0	-	-	-	3.3	-	0.9	1.0	15.9	70.9	-	0.0	-	65,861
2013	-	-	-	-	2.6	-	-	-	1.2	0.1	-	0.2	27.3	68.6	-	0.0	-	83,477
2014	-	-	-	-	1.7	-	-	-	0.1	-	0.1	0.2	8.8	88.1	0.1	0.9	-	50,025
2015	-	-	-	-	2.5	-	-	-	-	-	-	0.0	9.9	87.4	0.0	0.1	-	58,041
2016	-	-	-	0.0	2.1	-	-	-	0.3	-	-	0.1	10.8	86.5	-	0.1	-	57,190
2017	-	-	-	-	1.9	-	0.4	-	0.4	-	-	3.6	16.1	77.6	-	-	-	51,488
2018	-	-	-	-	1.5	-	-	-	-	-	-	-	17.5	80.9	-	0.1	-	51,250
2019	-	-	-	-	0.9	-	-	0.0	-	-	0.1	0.2	16.1	82.2	-	0.5	-	47,586
2020	-	-	-	-	0.6	-	-	-	-	-	0.0	0.5	18.6	80.2	0.0	0.0	-	47,156
2021	-	-	-	-	0.4	-	-	-	0.1	-	0.1	0.4	18.4	80.2	0.2	0.4	-	46,742
2022	-	-	-	-	0.8	-	-	-	-	-	-	0.1	14.2	84.2	0.1	0.6	-	43,889
2023	-	-	-	-	0.5	-	-	-	-	-	-	1.8	19.9	76.6	0.1	1.0	-	42,604
2024	-	-	-	-	0.8	-	-	-	-	-	0.1	1.9	20.1	75.9	0.3	0.9	-	45,077

주) 축산물 이력제 농장 주소 기준 집계

Note) Aggregation is based on farm address of animal products traceability

도축장명 : 삼호축산

Place : Samho

(단위 : %, 두)

(unit : %, head)

연도	서울 Seoul	부산 Busan	대구 Daegu	인천 Incheon	광주 Gwangju	대전 Daejeon	울산 Ulsan	세종 Sejong	경기 Gyeonggi	강원 Gangwon	충북 Chungbuk	충남 Chungnam	전북 Jeonbuk	전남 Jeonnam	경북 Gyeongbuk	경남 Gyeongnam	제주 Jeju	계 Total
2005	-	0.0	-	-	7.4	-	-	-	-	-	-	0.5	13.5	78.5	-	-	-	44,695
2006	-	-	-	-	12.4	-	-	-	-	-	-	-	7.6	80.0	-	-	-	34,956
2007	-	-	-	-	9.7	-	-	-	-	-	-	0.0	5.4	84.9	-	-	0.0	39,639
2008	-	-	-	-	6.1	-	-	-	-	-	-	1.6	6.5	85.8	-	-	-	41,217
2009	-	-	-	-	2.2	-	-	-	-	-	-	1.1	7.7	89.0	0.0	-	-	31,618
2010	-	-	-	-	3.5	-	-	-	-	-	-	-	11.7	84.8	-	-	-	22,918
2011	-	-	-	-	2.9	-	-	-	-	-	-	0.4	8.2	88.5	-	-	-	14,873
2012	-	-	-	-	5.6	-	-	-	0.0	-	-	0.2	11.9	82.3	-	-	-	17,123
2013	-	-	-	-	5.2	-	-	0.3	-	-	-	-	32.1	62.4	-	-	-	20,634
2014	-	-	-	-	1.9	-	-	-	-	-	-	-	32.6	65.5	-	-	-	14,806
2015	-	-	-	-	2.3	-	-	-	-	-	-	-	34.7	63.0	-	-	-	13,546
2016	-	-	-	-	6.5	-	-	-	-	-	-	-	24.7	68.5	-	0.3	-	11,511
2017	-	-	-	-	9.8	-	-	-	-	-	-	0.8	21.7	67.7	-	-	-	9,525
2018	-	-	-	-	2.5	-	-	-	-	-	-	-	34.7	62.8	-	-	-	9,442
2019	-	-	-	-	3.3	-	-	-	-	-	-	-	28.9	67.8	-	-	-	9,823
2020	-	-	-	-	1.6	-	-	-	-	-	-	-	32.3	66.1	-	-	-	8,977
2021	-	-	-	-	0.1	-	-	-	-	-	-	-	29.9	70.0	-	-	-	5,721
2022	-	-	-	-	-	-	-	-	-	-	-	-	25.9	74.1	-	-	-	4,401
2023	-	-	-	-	-	-	-	-	-	-	-	-	22.4	77.6	-	-	-	4,631
2024	-	-	-	-	-	-	-	-	-	-	-	-	8.4	91.6	-	-	-	5,051

주) 축산물 이력제 농장 주소 기준 집계

Note) Aggregation is based on farm address of animal products traceability

도축장명 : 익산

Place : Iksan

(단위 : %, 두)

(unit : %, head)

연도	서울 Seoul	부산 Busan	대구 Daegu	인천 Incheon	광주 Gwangju	대전 Daejeon	울산 Ulsan	세종 Sejong	경기 Gyeonggi	강원 Gangwon	충북 Chungbuk	충남 Chungnam	전북 Jeonbuk	전남 Jeonnam	경북 Gyeongbuk	경남 Gyeongnam	제주 Jeju	계 Total
2005	-	-	-	-	-	-	-	-	-	-	-	-	-	-	-	-	-	-
2006	-	-	-	-	-	-	-	-	-	-	-	-	-	-	-	-	-	-
2007	-	-	-	-	-	-	-	-	-	-	-	-	-	-	-	-	-	-
2008	-	-	-	-	-	-	-	-	-	-	-	-	-	-	-	-	-	-
2009	-	-	-	-	-	-	-	-	-	-	-	-	-	-	-	-	-	-
2010	-	-	-	-	-	-	-	-	-	-	-	13.7	86.3	-	-	-	-	8,439
2011	-	-	-	-	-	-	-	-	-	-	-	4.0	77.2	16.4	1.8	0.6	-	10,032
2012	-	-	-	-	-	-	-	-	-	-	-	-	100.0	-	-	-	-	172
2013	-	-	-	-	-	-	-	-	-	-	-	6.3	64.4	21.0	8.3	-	-	18,132
2014	-	-	-	-	-	-	-	-	0.9	-	-	5.7	72.1	20.9	0.4	-	-	15,898
2015	-	-	-	-	-	-	-	-	0.9	-	-	2.8	81.1	14.7	-	0.5	-	12,350
2016	-	-	-	-	-	-	-	-	7.2	-	-	3.8	79.8	8.4	-	0.7	-	12,294
2017	-	-	-	-	-	-	-	-	5.1	-	-	4.4	88.2	2.3	-	-	-	2,892
2018	-	-	-	-	-	-	-	-	-	-	-	-	-	-	-	-	-	-
2019	-	-	-	-	-	-	-	-	-	-	-	-	-	-	-	-	-	-
2020	-	-	-	-	-	-	-	-	-	-	-	-	-	-	-	-	-	-
2021	-	-	-	-	-	-	-	-	-	-	-	-	-	-	-	-	-	-
2022	-	-	-	-	-	-	-	-	-	-	-	-	-	-	-	-	-	-
2023	-	-	-	-	-	-	-	-	-	-	-	-	-	-	-	-	-	-
2024	-	-	-	-	-	-	-	-	-	-	-	-	-	-	-	-	-	-

주) 축산물 이력제 농장 주소 기준 집계

Note) Aggregation is based on farm address of animal products traceability

도축장명 : 동원산업

Place : Dongwon

(단위 : %, 두)

(unit : %, head)

연도	서울 Seoul	부산 Busan	대구 Daegu	인천 Incheon	광주 Gwangju	대전 Daejeon	울산 Ulsan	세종 Sejong	경기 Gyeonggi	강원 Gangwon	충북 Chungbuk	충남 Chungnam	전북 Jeonbuk	전남 Jeonnam	경북 Gyeongbuk	경남 Gyeongnam	제주 Jeju	계 Total
2005	-	6.2	0.3	-	3.3	-	2.9	-	0.0	-	-	-	2.9	10.7	22.1	51.5	-	74,217
2006	-	7.0	0.2	-	0.8	-	3.9	-	0.0	-	-	-	2.5	10.4	22.2	53.1	-	60,462
2007	-	8.1	0.3	-	0.2	-	4.4	-	-	-	0.1	-	4.0	6.6	18.4	57.9	-	45,329
2008	-	6.1	-	-	-	-	7.9	-	-	-	0.5	-	8.1	4.6	17.0	56.0	-	28,595
2009	0.3	5.3	-	-	-	-	3.6	-	-	-	0.4	0.0	6.0	5.5	26.6	52.3	-	30,924
2010	-	9.5	-	-	-	-	2.2	-	-	-	0.8	-	5.4	2.7	17.9	61.6	-	9,393
2011	-	-	-	-	-	-	-	-	-	-	-	-	-	-	-	-	-	-
2012	-	-	-	-	-	-	-	-	-	-	-	-	-	-	-	-	-	-
2013	-	-	-	-	-	-	-	-	-	-	-	-	-	-	-	-	-	-
2014	-	-	-	-	-	-	-	-	-	-	-	-	-	-	-	-	-	-
2015	-	-	-	-	-	-	-	-	-	-	-	-	-	-	-	-	-	-
2016	-	-	-	-	-	-	-	-	-	-	-	-	-	-	-	-	-	-
2017	-	-	-	-	-	-	-	-	-	-	-	-	-	-	-	-	-	-
2018	-	-	-	-	-	-	-	-	-	-	-	-	-	-	-	-	-	-
2019	-	-	-	-	-	-	-	-	-	-	-	-	-	-	-	-	-	-
2020	-	-	-	-	-	-	-	-	-	-	-	-	-	-	-	-	-	-
2021	-	-	-	-	-	-	-	-	-	-	-	-	-	-	-	-	-	-
2022	-	-	-	-	-	-	-	-	-	-	-	-	-	-	-	-	-	-
2023	-	-	-	-	-	-	-	-	-	-	-	-	-	-	-	-	-	-
2024	-	-	-	-	-	-	-	-	-	-	-	-	-	-	-	-	-	-

주) 1. 동원산업은 폐업(2010.7.7.)

2. 축산물 이력제 농장 주소 기준 집계

Note) 1. Dongwon has gone out of business(2010.7.7.)

2. Aggregation is based on farm address of animal products traceability

도축장명 : 김해축공

Place : Gimhae(LCP)

(단위 : %, 두)

(unit : %, head)

연도	서울 Seoul	부산 Busan	대구 Daegu	인천 Incheon	광주 Gwangju	대전 Daejeon	울산 Ulsan	세종 Sejong	경기 Gyeonggi	강원 Gangwon	충북 Chungbuk	충남 Chungnam	전북 Jeonbuk	전남 Jeonnam	경북 Gyeongbuk	경남 Gyeongnam	제주 Jeju	계 Total
2005	-	1.4	0.0	-	-	-	2.2	-	0.1	-	-	-	0.1	1.1	6.7	88.2	0.1	215,972
2006	0.0	2.1	0.1	-	0.1	-	2.0	-	-	-	-	0.0	0.2	2.5	6.9	85.9	0.0	184,374
2007	-	2.0	0.1	-	0.1	-	2.2	-	0.2	0.0	-	-	0.6	3.5	8.4	79.1	3.8	187,173
2008	-	2.8	0.1	-	-	-	2.3	-	0.3	-	-	-	0.5	3.4	8.9	78.5	3.2	192,331
2009	-	2.0	0.1	-	-	-	3.5	-	0.1	-	-	-	0.3	2.3	10.5	79.4	1.8	171,069
2010	-	2.8	0.0	-	-	-	4.8	-	-	0.0	-	0.1	0.4	3.6	8.0	80.2	0.2	173,192
2011	-	3.7	0.3	-	-	-	5.7	-	0.0	0.0	-	-	0.2	1.4	4.9	83.7	-	158,158
2012	-	3.6	0.0	-	-	-	5.6	-	0.2	-	-	0.0	0.3	1.7	5.8	82.9	-	205,028
2013	-	2.7	0.1	-	-	-	8.7	-	0.1	-	0.2	-	2.1	1.3	11.0	73.8	-	214,495
2014	-	2.1	-	-	-	-	2.6	-	0.0	-	1.5	0.2	0.8	2.9	12.6	77.3	0.0	196,175
2015	-	1.0	0.0	-	-	-	3.1	-	1.1	-	2.4	0.0	6.5	1.8	12.0	72.0	-	204,172
2016	-	1.4	0.0	-	-	-	2.6	-	0.6	-	0.1	0.1	0.6	2.3	15.4	77.0	-	216,761
2017	-	1.1	-	-	-	-	2.1	-	0.3	-	0.2	0.2	0.9	3.6	17.3	74.2	0.0	196,485
2018	-	1.0	-	-	-	-	2.9	-	0.1	-	0.1	0.1	1.8	2.3	27.4	64.2	-	195,836
2019	-	0.7	0.0	-	-	-	4.4	-	0.0	-	0.3	-	0.6	2.4	27.3	64.2	-	169,973
2020	-	0.4	0.0	-	-	-	4.8	-	-	-	0.1	-	0.4	2.4	29.9	61.9	-	156,419
2021	-	0.3	-	-	-	-	6.7	-	-	-	-	-	0.5	2.2	30.4	59.9	-	130,782
2022	-	-	-	-	-	-	-	-	-	-	-	-	-	-	-	-	-	-
2023	-	-	-	-	-	-	-	-	-	-	-	-	-	-	-	-	-	-
2024	-	-	-	-	-	-	-	-	-	-	-	-	-	-	-	-	-	-

주) 1. 김해축산물공판장이 부경축산물공판장으로 통합(2022.2.3.)

2. 축산물 이력제 농장 주소 기준 집계

Note) 1) Gimhae(LPC) Slaughtering & Wholesale Center consolidated into Pukyoung Slaughtering & Wholesale Center(2022.2.3.)

2) Aggregation is based on farm address of animal products traceability

도축장명 : 부경축공

Place : Pu kyung

(단위 : %, 두)

(unit : %, head)

연도	서울 Seoul	부산 Busan	대구 Daegu	인천 Incheon	광주 Gwangju	대전 Daejeon	울산 Ulsan	세종 Sejong	경기 Gyeonggi	강원 Gangwon	충북 Chungbuk	충남 Chungnam	전북 Jeonbuk	전남 Jeonnam	경북 Gyeongbuk	경남 Gyeongnam	제주 Jeju	계 Total
2005	-	4.4	0.1	-	1.5	-	0.7	-	-	0.2	-	0.0	7.0	2.7	9.0	74.3	-	164,628
2006	-	5.6	0.7	-	4.7	-	0.3	-	0.5	0.0	-	-	9.6	3.1	9.8	65.5	0.0	147,979
2007	-	4.6	1.0	-	2.7	-	0.3	-	0.4	-	0.1	0.1	6.3	2.3	9.1	71.3	1.8	182,184
2008	-	3.6	1.1	-	0.8	-	0.5	-	0.7	0.0	0.5	0.0	3.8	1.6	9.9	76.5	0.9	200,861
2009	-	3.1	0.9	-	0.3	-	0.8	-	0.6	-	2.6	0.2	1.3	1.4	9.6	79.0	0.3	184,076
2010	-	3.3	0.3	-	0.0	-	0.7	-	0.4	0.0	2.4	0.4	1.0	1.7	9.4	80.2	0.2	204,569
2011	-	3.9	0.2	-	0.0	-	0.6	-	2.0	0.0	0.0	-	1.1	1.9	4.2	86.0	0.1	168,653
2012	-	2.7	0.1	-	-	-	0.2	-	2.9	0.1	0.0	-	1.5	1.2	5.8	85.3	0.1	188,774
2013	-	1.9	0.1	-	0.0	-	0.7	-	6.5	0.0	2.2	0.1	8.7	3.0	4.9	71.7	0.2	253,146
2014	-	2.0	-	-	-	-	1.0	-	0.0	0.2	2.1	0.4	2.5	6.8	6.2	78.7	0.0	233,038
2015	-	2.6	-	-	0.0	-	0.7	-	-	-	1.0	0.4	3.2	5.0	5.6	81.5	0.0	234,462
2016	-	1.9	0.3	-	-	-	0.4	-	-	-	2.6	-	4.8	9.2	7.2	73.7	-	231,363
2017	-	1.2	0.6	-	0.0	-	1.0	-	-	-	0.1	0.0	3.6	5.3	8.4	79.3	0.4	212,890
2018	-	1.2	1.6	-	-	-	1.8	-	-	-	-	-	4.0	5.6	5.0	80.6	0.1	221,347
2019	-	0.9	0.3	-	-	-	1.7	-	-	-	0.1	-	3.3	1.5	6.6	85.4	0.1	211,743
2020	-	0.4	-	-	-	-	1.8	-	-	-	0.2	0.0	1.8	1.9	3.9	89.9	0.1	206,904
2021	-	0.4	-	-	-	-	2.5	-	-	-	-	0.0	1.2	1.5	4.7	89.7	0.0	206,757
2022	-	0.7	-	-	-	-	4.0	-	-	-	-	-	0.8	1.9	15.0	77.5	0.0	317,158
2023	-	0.3	-	-	-	-	6.9	-	-	-	-	-	1.0	1.8	12.7	77.4	-	305,688
2024	-	0.3	-	-	-	-	6.0	-	-	-	-	-	1.0	1.9	10.7	80.2	-	295,129

주) 축산물 이력제 농장 주소 기준 집계

Note) Aggregation is based on farm address of animal products traceability

도축장명 : 농협고령

Place : NACF(Goryeong)

(단위 : %, 두)

(unit : %, head)

연도	서울 Seoul	부산 Busan	대구 Daegu	인천 Incheon	광주 Gwangju	대전 Daejeon	울산 Ulsan	세종 Sejong	경기 Gyeonggi	강원 Gangwon	충북 Chungbuk	충남 Chungnam	전북 Jeonbuk	전남 Jeonnam	경북 Gyeongbuk	경남 Gyeongnam	제주 Jeju	계 Total
2005	-	-	15.7	-	-	-	0.0	-	-	-	-	-	8.6	-	64.5	11.2	-	159,562
2006	-	-	14.8	-	0.0	-	0.0	-	-	-	-	-	9.0	0.0	65.9	10.3	-	143,792
2007	-	0.0	6.6	-	-	-	0.0	-	-	-	-	-	8.8	0.0	73.1	11.4	-	134,267
2008	-	-	2.5	-	-	-	0.0	-	0.3	-	-	-	11.1	-	75.0	11.1	-	112,901
2009	-	-	2.8	-	-	-	-	-	-	-	0.1	0.0	12.6	-	76.1	8.4	-	95,924
2010	-	0.0	6.0	-	-	-	0.1	-	-	-	0.2	-	4.8	-	78.5	10.4	-	90,686
2011	-	-	12.5	-	-	-	0.4	-	-	-	0.0	-	2.3	0.0	75.2	9.6	-	91,441
2012	-	0.1	5.4	-	-	-	-	-	1.5	-	0.1	-	2.3	-	73.3	17.1	0.1	98,681
2013	-	0.1	3.2	-	-	-	2.4	-	0.8	0.1	1.0	0.2	2.6	0.1	78.9	10.6	-	131,115
2014	-	-	2.6	-	-	-	0.4	-	0.7	0.3	0.7	0.2	2.1	0.1	84.9	8.1	-	118,435
2015	-	0.3	4.3	-	-	-	0.4	-	1.0	-	0.0	-	2.0	0.1	80.8	11.1	-	114,947
2016	-	0.2	3.7	-	-	-	0.1	-	0.0	-	1.7	-	2.2	0.2	80.7	11.2	-	104,496
2017	-	-	2.0	-	-	-	-	-	0.1	-	0.3	-	3.2	-	82.9	11.7	-	86,038
2018	-	-	0.9	-	-	-	-	-	-	-	-	-	3.2	-	82.3	13.6	-	80,052
2019	-	-	1.2	-	-	-	-	-	0.3	-	0.0	-	2.8	-	85.1	10.6	-	78,381
2020	-	-	0.9	-	-	-	-	-	0.0	-	-	0.1	1.4	-	84.2	13.2	-	71,594
2021	-	-	0.7	-	-	-	-	-	0.0	-	0.1	0.1	1.2	-	81.7	16.2	-	65,032
2022	-	-	1.2	-	-	-	-	-	-	-	0.4	-	1.0	-	82.9	14.5	-	54,390
2023	-	-	9.0	-	-	-	-	-	-	-	0.0	-	0.1	-	78.3	12.6	-	50,892
2024	-	-	5.5	-	-	-	-	-	-	-	0.2	-	1.3	-	88.0	5.0	-	88,731

주) 축산물 이력제 농장 주소 기준 집계

Note) Aggregation is based on farm address of animal products traceability

도축장명 : 신흥산업

Place : Shin hung

(단위 : %, 두)

(unit : %, head)

연도	서울 Seoul	부산 Busan	대구 Daegu	인천 Incheon	광주 Gwangju	대전 Daejeon	울산 Ulsan	세종 Sejong	경기 Gyeonggi	강원 Gangwon	충북 Chungbuk	충남 Chungnam	전북 Jeonbuk	전남 Jeonnam	경북 Gyeongbuk	경남 Gyeongnam	제주 Jeju	계 Total
2005	-	-	7.4	-	0.0	0.1	-	-	0.4	0.3	2.2	0.7	0.5	0.0	86.6	1.8	-	148,734
2006	-	-	11.1	-	-	-	-	-	0.3	0.4	2.0	0.2	0.3	-	84.4	1.4	-	144,987
2007	-	-	11.0	-	0.0	-	-	-	0.3	0.4	1.4	0.3	0.4	-	84.5	1.6	-	154,793
2008	-	0.1	8.9	-	-	-	0.1	-	2.1	0.5	1.2	0.8	0.8	-	79.5	6.2	-	161,081
2009	-	-	8.4	-	-	-	0.0	-	1.3	0.4	1.3	0.6	0.8	-	82.4	4.8	0.1	136,538
2010	-	-	4.7	-	-	-	0.1	-	0.4	0.2	1.2	0.8	0.5	-	88.2	3.8	-	138,720
2011	-	-	5.5	-	-	-	0.1	-	0.1	0.2	0.9	0.7	1.1	-	86.9	4.2	0.3	120,691
2012	-	-	4.9	-	-	-	0.2	-	0.1	0.1	1.1	0.8	0.7	0.1	86.5	5.0	0.5	128,667
2013	-	0.0	2.9	-	-	-	2.8	-	1.6	0.3	3.1	0.6	0.8	0.2	82.5	5.1	0.0	149,939
2014	-	-	2.1	-	-	-	-	-	5.9	0.0	2.9	0.4	0.8	0.4	85	2.3	-	140,609
2015	-	0.1	3.0	-	-	-	0.1	-	6.3	0.2	3.4	0.4	1.2	0.1	77.4	7.8	-	131,705
2016	-	0.0	2.9	-	-	-	0.4	0.0	7.9	0.3	2.7	0.4	1.5	0.2	76.1	7.5	-	137,594
2017	-	0.0	1.0	-	-	-	0.3	-	4.4	0.2	2.4	0.9	1.3	0.1	81.3	8.1	0.0	135,866
2018	-	-	1.7	-	-	-	0.1	-	4.4	0.2	2.7	0.6	1.4	-	80.9	7.9	-	117,147
2019	-	-	0.9	-	-	-	0.4	0.0	1.7	0.0	2.5	0.4	1.0	0.1	87.0	5.8	-	118,996
2020	-	-	0.2	-	-	-	0.6	-	1.3	0.1	2.6	0.6	1.0	-	81.3	12.3	-	122,936
2021	-	-	0.3	-	-	-	0.7	0.1	-	-	1.5	0.7	1.1	0.0	90.8	4.8	-	124,810
2022	-	-	0.3	-	-	-	0.2	0.3	-	-	1.3	0.9	1.3	0.0	89.1	6.6	-	127,924
2023	-	-	7.9	-	-	-	0.7	0.0	-	-	1.4	2.1	1.0	0.1	81.8	5.0	-	120,404
2024	-	-	8.0	-	-	-	0.3	-	-	-	0.9	3.4	2.1	-	82.4	2.9	-	20,986

주) 축산물 이력제 농장 주소 기준 집계

Note) Aggregation is based on farm address of animal products traceability

도축장명 : 제주축공

Place : Jeju(LCP)

(단위 : %, 두)

(unit : %, head)

연도	서울 Seoul	부산 Busan	대구 Daegu	인천 Incheon	광주 Gwangju	대전 Daejeon	울산 Ulsan	세종 Sejong	경기 Gyeonggi	강원 Gangwon	충북 Chungbuk	충남 Chungnam	전북 Jeonbuk	전남 Jeonnam	경북 Gyeongbuk	경남 Gyeongnam	제주 Jeju	계 Total
2005	-	-	-	-	-	-	-	-	-	-	-	-	-	-	-	0.3	99.7	227,498
2006	-	-	-	-	-	-	-	-	-	-	-	-	-	-	-	-	100.0	219,754
2007	-	-	-	-	-	-	-	-	-	-	-	-	-	-	-	-	100.0	241,099
2008	-	-	-	-	-	-	-	-	-	-	-	-	-	-	-	-	100.0	259,775
2009	-	-	-	-	-	-	-	-	-	-	-	-	-	-	-	-	100.0	257,336
2010	-	-	-	-	-	-	-	-	-	-	-	-	-	-	-	-	100.0	251,737
2011	-	-	-	-	-	-	-	-	-	-	-	-	-	-	0.1	-	99.9	242,375
2012	-	-	-	-	-	-	-	-	0.1	-	-	-	-	-	-	-	99.9	268,485
2013	-	-	-	-	-	-	-	-	-	-	-	-	0.2	-	-	-	99.8	284,459
2014	-	-	-	-	-	-	-	-	-	-	-	-	-	-	-	-	100.0	277,958
2015	-	-	-	-	-	-	-	-	-	-	-	-	-	-	-	-	100.0	254,536
2016	-	-	-	-	-	-	-	-	-	0.0	-	-	-	-	-	-	100.0	259,321
2017	-	-	-	-	-	-	-	-	-	-	-	-	-	-	-	-	100.0	269,903
2018	-	-	-	-	-	-	-	-	-	-	-	-	-	-	-	-	100.0	286,047
2019	-	-	-	-	-	-	-	-	-	-	-	-	-	-	-	-	100.0	254,378
2020	-	-	-	-	-	-	-	-	-	-	-	-	-	-	-	-	100.0	259,856
2021	-	-	-	-	-	-	-	-	-	-	-	-	-	-	-	-	100.0	236,921
2022	-	-	-	-	-	-	-	-	-	-	-	-	-	-	-	-	100.0	236,500
2023	-	-	-	-	-	-	-	-	-	-	-	-	-	-	-	-	100.0	247,276
2024	-	-	-	-	-	-	-	-	-	-	-	-	-	-	-	-	100.0	269,031

주) 축산물 이력제 농장 주소 기준 집계

Note) Aggregation is based on farm address of animal products traceability



KAPE

Korea Institute for Animal
Products Quality Evaluation

5. 시·도(시·군·구)별 등급판정 결과

판정기간 : 2024.1.1.~2024.12.31.

(단위 : 두)

지역	판정두수				출하 농장수 farm	등 급 판 정 결 과 Grade			
	계 Total	암	수	거세		1+	1	2	등외
전체	19,022,481	9,677,620	72,678	9,272,183	5,207	6,384,753	6,455,283	5,446,248	736,197
부산 전체	8,332	3,982	73	4,277	9	2,810	2,965	2,176	381
강서구	4,294	1,841	26	2,427	5	1,662	1,634	920	78
기장군	2,605	1,380	11	1,214	2	913	922	687	83
사하구	1,433	761	36	636	2	235	409	569	220
대구 전체	178,330	92,524	905	84,901	48	58,661	61,679	50,746	7,244
군위군	165,296	85,596	835	78,865	41	54,472	57,223	46,660	6,941
달성군	13,020	6,920	70	6,030	6	4,188	4,455	4,076	301
수성구	14	8		6	1	1	1	10	2
인천 전체	33,635	17,162	241	16,232	13	9,917	11,650	10,432	1,636
강화군	30,076	15,356	230	14,490	11	9,044	10,428	9,092	1,512
남동구	732	374	1	357	1	104	215	379	34
서구	2,827	1,432	10	1,385	1	769	1,007	961	90
광주 전체	9,917	5,069	35	4,813	6	3,475	3,509	2,475	458
광산구	9,917	5,069	35	4,813	6	3,475	3,509	2,475	458
대전 전체	3,045	1,572	6	1,467	2	1,203	1,010	794	38
서구	3,045	1,572	6	1,467	2	1,203	1,010	794	38
울산 전체	56,225	28,707	274	27,244	13	21,465	20,121	12,653	1,986
북구	2,007	1,051	5	951	1	681	763	529	34
울주군	54,218	27,656	269	26,293	12	20,784	19,358	12,124	1,952
세종 전체	147,725	74,680	490	72,555	46	56,850	51,567	34,179	5,129
전체	147,725	74,680	490	72,555	46	56,850	51,567	34,179	5,129
경기 전체	3,284,661	1,674,849	8,994	1,600,818	1,024	1,143,669	1,147,321	883,736	109,935
가평군	15,803	8,333	53	7,417	5	5,116	5,758	4,369	560
고양시 덕양구	2,023	1,017	7	999	4	527	693	737	66

주) 1. 2013년 7월 1일부터 돼지등급판정기준개정에 따라 규격 및 육질등급 통합(1+, 1, 2, 등외)

2. 축산물 이력제 농장 주소 기준 집계

3. 등지방두께, 도제중량, 경락가격은 등외등급 제외

4. 2023년 7월 군위군 행정구역 개편에 따라 대구광역시 관할구역으로 변경(경상북도 군위군 → 대구광역시 군위군)

Number of graded pork carcass by city & district & county

Period : 2023.1.1.~2023.12.31.

(unit : head)

등급별 출현율 Percentage by grade				평균 등지방두께 (mm)		평균 도체중량(kg)		평균경락가격(kg/원)		Region
1*	1	2	등외	박피	탕박	박피	탕박	박피	탕박	
33.6	33.9	28.6	3.9	17.9	21.1	86.6	87.8	3,040	5,545	Total
33.7	35.6	26.1	4.6	-	21.1	-	88.3	-	4,893	Busan
38.7	38.1	21.4	1.8	-	21.2	-	87.5	-	5,006	Gangseo-gun
35.0	35.4	26.4	3.2	-	21.6	-	88.2	-	5,124	Gijang-gun
16.4	28.5	39.7	15.4	-	19.8	-	91.1	-	4,826	Saha-gu
32.9	34.6	28.5	4.1	12.1	21.1	84.3	88.3	2,983	4,700	Daegu
33.0	34.6	28.2	4.2	12.1	21.1	84.3	88.5	2,983	4,577	Gunwi-gun
32.2	34.2	31.3	2.3	-	20.8	-	85.9	-	4,954	Dalseong-gun
7.1	7.1	71.4	14.3	-	14.3	-	84.6	-	4,170	Suseong-gu
29.5	34.6	31.0	4.9	17.7	22.3	87.9	90.4	-	5,141	Incheon
30.1	34.7	30.2	5.0	17.9	22.2	86.4	90.1	-	5,729	Ganghwa-gun
14.2	29.4	51.8	4.6	14.6	23.5	87.4	95.4	-	-	Namdong-gu
27.2	35.6	34.0	3.2	17.7	22.0	88.2	92.4	-	5,054	Seo-gu
35.0	35.4	25.0	4.6	-	22.9	-	89.3	-	5,006	Gwangju
35.0	35.4	25.0	4.6	-	22.9	-	89.3	-	5,006	Gwangsan-gu
39.5	33.2	26.1	1.2	-	22.8	-	89.2	-	-	Daejeon
39.5	33.2	26.1	1.2	-	22.8	-	89.2	-	-	Seo-gu
38.2	35.8	22.5	3.5	-	22.0	-	88.9	-	5,428	Ulsan
33.9	38.0	26.4	1.7	-	23.1	-	88.3	-	5,487	Buk-gu
38.3	35.7	22.4	3.6	-	22.0	-	88.9	-	5,420	Ulju-gun
38.5	34.9	23.1	3.5	11.7	20.5	89.3	88.1	2,293	6,403	Sejong-si
38.5	34.9	23.1	3.5	11.7	20.5	89.3	88.1	2,293	6,403	Total
34.8	34.9	26.9	3.3	17.0	20.7	85.3	88.6	3,563	5,563	Gyeonggi-do
32.4	36.4	27.6	3.5	16.8	20.5	84.7	89.5	-	5,240	Gapyeong-gun
26.1	34.3	36.4	3.3	13.7	20.8	81.7	89.4	-	5,554	Deokyang-gu, Goyang-si

Note) 1. Yield and quality of grading was integrated as standards revision of pig grading service from July 1, 2013.(1+, 1, 2, other grade)

2. Aggregation is based on farm address of animal products traceability

3. Except other grade of backfat thickness, carcass weight and auction price

4. According to reorganized administrative district at July 1, 2023, Gunwi-gun Changed from Gunwi-gun, Gyeongsangbuk-do to Gunwi-gun, Daegu Metropolitan City

시·도(시·군·구)별 등급판정 결과

판정기간 : 2024.1.1.~2024.12.31.

(단위 : 두)

지역	판정두수				출하 농장수 farm	등 급 판 정 결 과 Grade			
	계 Total	암	수	거세		1 ⁺	1	2	등외
고양시 일산서구	10,757	5,487	31	5,239	4	3,607	3,877	3,174	99
김포시	28,939	15,010	108	13,821	10	9,153	10,571	8,445	770
동두천시	14,719	7,502	49	7,168	5	4,926	5,205	4,110	478
시흥시	323	207	3	113	2	95	109	110	9
안성시	548,930	282,996	1,441	264,493	151	197,080	192,835	138,307	20,708
양주시	95,190	49,229	227	45,734	40	32,167	33,265	27,007	2,751
양평군	80,879	41,625	444	38,810	31	27,457	26,862	23,820	2,740
여주시	254,280	129,869	717	123,694	82	91,158	87,472	66,961	8,689
연천군	223,439	113,385	656	109,398	66	76,350	79,907	59,440	7,742
용인시 처인구	397,920	200,916	852	196,152	122	143,148	140,410	104,445	9,917
이천시	530,680	272,308	1,718	256,654	167	183,592	180,592	143,599	22,897
파주시	151,274	77,108	423	73,743	51	48,727	53,296	44,320	4,931
평택시	151,132	77,922	498	72,712	49	51,630	52,806	41,701	4,995
포천시	404,218	204,449	1,002	198,767	146	141,117	143,426	105,495	14,180
화성시	374,155	187,486	765	185,904	89	127,819	130,237	107,696	8,403
강원 전체	801,464	401,041	3,338	397,085	192	275,225	274,896	222,271	29,072
강릉시	89,607	46,572	343	42,692	16	32,190	30,257	22,692	4,468
고성군	11,997	6,107	33	5,857	4	3,616	4,087	3,899	395
삼척시	3,892	2,004	31	1,857	4	1,253	1,280	1,244	115
양양군	19,383	8,787	82	10,514	9	6,609	6,480	5,885	409
영월군	8,061	5,412	46	2,603	5	2,202	2,607	2,757	495
원주시	149,045	74,359	533	74,153	31	49,408	49,962	45,025	4,650
인제군	11,476	4,985	18	6,473	4	3,955	3,767	3,432	322
철원군	223,154	113,601	637	108,916	59	76,437	80,091	58,994	7,632
춘천시	55,886	28,131	156	27,599	8	17,199	19,434	17,842	1,411
태백시	1,533	732	10	791	1	517	562	428	26
평창군	45,396	21,807	204	23,385	5	20,133	15,082	8,647	1,534
홍천군	62,011	31,398	244	30,369	17	20,280	20,670	19,087	1,974
화천군	20,502	9,475	86	10,941	10	6,873	7,104	5,575	950

주) 1. 2013년 7월 1일부터 돼지등급판정기준개정에 따라 규격 및 육질등급 통합(1⁺, 1, 2, 등외)

2. 축산물 이력제 농장 주소 기준 집계

3. 등지방두께, 도체중량, 경락가격은 등외등급 제외

4. 2023년 7월 군위군 행정구역 개편에 따라 대구광역시 관할구역으로 변경(경상북도 군위군 → 대구광역시 군위군)

Period : 2023.1.1.~2023.12.31.

(unit : head)

등급별 출현율 Percentage by grade				평균 등지방두께(mm)		평균 도체중량(kg)		평균경락가격(kg/원)		Region
1*	1	2	등외	박피	탕박	박피	탕박	박피	탕박	
33.5	36.0	29.5	0.9	17.1	20.4	86.8	87.0	-	5,235	Ilseong-gu, Goyang-si
31.6	36.5	29.2	2.7	17.8	22.3	84.5	90.1	-	5,430	Gimpo-si
33.5	35.4	27.9	3.2	-	21.0	-	88.8	-	4,254	Dongducheon-si
29.4	33.7	34.1	2.8	15.5	20.8	86.5	88.4	-	5,632	Siheung-si
35.9	35.1	25.2	3.8	15.8	20.5	87.7	88.5	2,058	5,610	Anseong-si
33.8	34.9	28.4	2.9	18.2	21.2	86.1	89.1	-	5,365	Yangju-si
33.9	33.2	29.5	3.4	-	20.5	-	86.8	-	6,381	Yangpyeong-gun
35.8	34.4	26.3	3.4	18.1	21.3	84.8	88.6	3,564	5,664	Yeoju-si
34.2	35.8	26.6	3.5	15.9	21.0	85.4	89.1	-	6,218	Yeoncheon-gun
36.0	35.3	26.2	2.5	17.0	20.7	85.7	88.7	5,279	5,622	Cheoin-gu, Yongin-si
34.6	34.0	27.1	4.3	9.8	20.7	88.1	88.3	3,306	5,521	Icheon-si
32.2	35.2	29.3	3.3	17.1	21.9	85.2	89.3	-	5,487	Paju-si
34.2	34.9	27.6	3.3	-	19.7	-	87.9	-	5,006	Pyeongtaek-si
34.9	35.5	26.1	3.5	16.7	21.0	82.8	89.5	-	5,681	Pocheon-si
34.2	34.8	28.8	2.2	16.8	20.0	91.5	88.1	-	5,172	Hwaseong-si
34.3	34.3	27.7	3.6	16.8	21.3	80.7	88.2	-	5,311	Gangwon-do
35.9	33.8	25.3	5.0	-	21.4	-	87.7	-	-	Gangneung-si
30.1	34.1	32.5	3.3	-	20.9	-	89.5	-	-	Goseong-gun
32.2	32.9	32.0	3.0	-	21.8	-	88.3	-	-	Samcheok-si
34.1	33.4	30.4	2.1	-	20.2	-	86.0	-	-	Yangyang-gun
27.3	32.3	34.2	6.1	-	17.7	-	87.8	-	-	Yeongwol-gun
33.1	33.5	30.2	3.1	-	22.1	-	88.9	-	6,190	Wonju-si
34.5	32.8	29.9	2.8	-	22.9	-	88.6	-	-	Inje-gun
34.3	35.9	26.4	3.4	16.8	21.1	80.7	89.2	-	5,115	Cheorwon-gun
30.8	34.8	31.9	2.5	-	21.5	-	89.0	-	5,181	Chuncheon-si
33.7	36.7	27.9	1.7	-	23.6	-	87.7	-	-	Taebaek-si
44.3	33.2	19.0	3.4	-	20.3	-	85.9	-	-	Pyeongchang-gun
32.7	33.3	30.8	3.2	-	20.0	-	86.5	-	-	Hongcheon-gun
33.5	34.7	27.2	4.6	-	22.7	-	89.1	-	-	Hwacheon-gun

Note) 1. Yield and quality of grading was integrated as standards revision of pig grading service from July 1, 2013.(1*, 1, 2, other grade)

2. Aggregation is based on farm address of animal products traceability

3. Except other grade of backfat thickness, carcass weight and auction price

4. According to reorganized administrative district at July 1, 2023, Gunwi-gun Changed from Gunwi-gun, Gyeongsangbuk-do to Gunwi-gun, Daegu Metropolitan City

시·도(시·군·구)별 등급판정 결과

판정기간 : 2024.1.1.~2024.12.31.

(단위 : 두)

지역	판정두수				출하 농장수 farm	등 급 판 정 결 과 Grade			
	계 Total	암	수	거세		1 ⁺	1	2	등외
황성군	99,521	47,671	915	50,935	19	34,553	33,513	26,764	4,691
충북 전체	962,028	489,502	3,632	468,894	280	336,585	330,950	256,802	37,691
괴산군	121,634	55,457	387	65,790	42	36,352	39,766	38,078	7,438
단양군	9,433	4,608	987	3,838	4	1,853	2,327	3,468	1,785
보은군	50,786	25,902	204	24,680	20	17,145	16,919	14,964	1,758
영동군	23,417	12,064	85	11,268	9	7,671	8,136	6,545	1,065
옥천군	22,839	11,652	78	11,109	6	7,118	8,026	7,042	653
음성군	177,605	90,264	434	86,907	34	66,299	62,690	43,068	5,548
제천시	34,437	17,789	129	16,519	14	11,586	11,530	9,868	1,453
증평군	26,082	14,321	44	11,717	10	8,715	8,346	6,783	2,238
진천군	225,761	116,138	618	109,005	58	80,866	79,218	58,119	7,558
청주시 상당구	25,541	13,129	98	12,314	10	9,557	8,941	6,304	739
청주시 서원구	44	22	4	18	1	0	2	21	21
청주시 청원구	89,327	47,130	191	42,006	34	31,537	31,347	24,747	1,696
청주시 흥덕구	32,452	17,275	79	15,098	9	12,150	11,104	8,202	996
충주시	122,670	63,751	294	58,625	29	45,736	42,598	29,593	4,743
충남 전체	3,903,945	2,021,598	12,902	1,869,445	1,053	1,374,669	1,364,995	1,010,071	154,210
공주시	223,059	115,589	589	106,881	56	74,718	75,718	65,076	7,547
금산군	38,504	20,092	139	18,273	12	14,659	13,328	8,718	1,799
논산시	280,663	147,142	671	132,850	111	104,539	97,274	68,802	10,048
당진시	467,116	242,246	1,371	223,499	120	167,006	163,482	116,853	19,775
보령시	457,341	240,158	1,462	215,721	102	159,148	160,503	117,686	20,004
부여군	221,313	111,071	499	109,743	31	83,328	78,850	51,400	7,735
서산시	71,038	37,959	352	32,727	24	24,483	24,405	19,206	2,944
서천군	40,287	20,620	87	19,580	9	13,523	14,208	11,377	1,179
아산시	214,394	110,567	503	103,324	70	73,934	74,924	56,875	8,661
예산군	377,350	194,340	996	182,014	88	135,850	131,497	97,565	12,438
천안시 동남구	209,526	111,851	640	97,035	57	68,440	72,571	55,062	13,453
천안시 서북구	61,837	31,672	642	29,523	21	23,805	20,239	14,680	3,113
청양군	73,446	36,538	318	36,590	30	28,659	24,727	16,904	3,156
태안군	38,764	18,427	1,745	18,592	9	12,101	12,732	10,764	3,167
홍성군	1,129,307	583,326	2,888	543,093	313	390,476	400,537	299,103	39,191

주) 1. 2013년 7월 1일부터 돼지등급판정기준개정에 따라 규격 및 육질등급 통합(1⁺, 1, 2, 등외)
 2. 축산물 이력제 농장 주소 기준 집계
 3. 등지방두께, 도제중량, 경락가격은 등외등급 제외
 4. 2023년 7월 군위군 행정구역 개편에 따라 대구광역시 관할구역으로 변경(경상북도 군위군 → 대구광역시 군위군)

Period : 2023.1.1.~2023.12.31.

(unit : head)

등급별 출현율 Percentage by grade				평균 등지방두께 (mm)		평균 도체중량(kg)		평균경락가격(kg/원)		Region
1 ⁺	1	2	등외	박피	탕박	박피	탕박	박피	탕박	
34.7	33.7	26.9	4.7	-	21.7	-	87.4	-	5,401	Hoengseong-gun
35.0	34.4	26.7	3.9	16.0	21.1	84.9	88.8	2,360	5,188	Chungcheongbuk-do
29.9	32.7	31.3	6.1	16.8	21.8	86.5	89.2	2,410	4,955	Goesan-gun
19.6	24.7	36.8	18.9	-	18.4	-	88.0	-	-	Danyang-gun
33.8	33.3	29.5	3.5	-	20.6	-	89.0	-	5,961	Boeun-gun
32.8	34.7	27.9	4.5	-	21.3	-	88.4	-	5,165	Yeongdong-gun
31.2	35.1	30.8	2.9	-	22.5	-	88.9	-	-	Okcheon-gun
37.3	35.3	24.2	3.1	15.6	20.9	80.8	89.0	2,138	4,377	Eumseong-gun
33.6	33.5	28.7	4.2	-	21.7	-	89.3	-	5,090	Jecheon-si
33.4	32.0	26.0	8.6	-	21.6	-	89.3	-	-	Jeungpyeong-gun
35.8	35.1	25.7	3.3	10.0	21.0	79.2	88.8	2,501	5,352	Jincheon-gun
37.4	35.0	24.7	2.9	7.0	20.6	76.0	88.0	2,236	6,727	Sangdang-gu, Cheongju-si
0.0	4.5	47.7	47.7	-	25.5	-	80.6	-	3,738	Seowon-gu, Cheongju-si
35.3	35.1	27.7	1.9	8.0	20.9	93.0	88.9	2,124	5,247	Cheongwon-gu, Cheongju-si
37.4	34.2	25.3	3.1	-	21.1	-	88.5	-	5,634	Heungdeok-gu, Cheongju-si
37.3	34.7	24.1	3.9	-	20.8	-	88.2	-	5,499	Chungju-si
35.2	35.0	25.9	4.0	19.8	21.0	87.6	88.7	-	5,220	Chungcheongnam-do
33.5	33.9	29.2	3.4	-	21.2	-	88.0	-	-	Gongju-si
38.1	34.6	22.6	4.7	-	21.9	-	88.4	-	4,331	Geumsan-gun
37.2	34.7	24.5	3.6	-	20.7	-	87.5	-	4,499	Nonsan-si
35.8	35.0	25.0	4.2	-	20.7	-	88.7	-	4,875	Dangjin-gun
34.8	35.1	25.7	4.4	-	20.9	-	88.7	-	5,705	Boryeong-si
37.7	35.6	23.2	3.5	-	21.5	-	88.4	-	3,962	Buyeo-gun
34.5	34.4	27.0	4.1	-	21.8	-	90.1	-	5,532	Seosan-si
33.6	35.3	28.2	2.9	-	23.0	-	90.1	-	-	Seocheon-gun
34.5	34.9	26.5	4.0	-	21.0	-	88.9	-	4,146	Asan-si
36.0	34.8	25.9	3.3	19.8	20.6	87.6	88.0	-	5,236	Yesan-gun
32.7	34.6	26.3	6.4	-	20.8	-	88.8	-	-	Cheonan-si
38.5	32.7	23.7	5.0	-	20.1	-	87.5	-	-	Seobuk-gu, Cheonan-si
39.0	33.7	23.0	4.3	-	21.2	-	87.8	-	4,993	Cheongyang-gun
31.2	32.8	27.8	8.2	-	21.3	-	88.5	-	4,824	Taeon-gun
34.6	35.5	26.5	3.5	15.3	21.0	84.3	89.2	-	5,328	Hongseong-gun

Note) 1. Yield and quality of grading was integrated as standards revision of pig grading service from July 1, 2013.(1⁺, 1, 2, other grade)

2. Aggregation is based on farm address of animal products traceability

3. Except other grade of backfat thickness, carcass weight and auction price

4. According to reorganized administrative district at July 1, 2023, Gunwi-gun Changed from Gunwi-gun, Gyeongsangbuk-do to Gunwi-gun, Daegu Metropolitan City

시·도(시·군·구)별 등급판정 결과

판정기간 : 2024.1.1.~2024.12.31.

(단위 : 두)

지역	판정두수				출하 농장수 farm	등 급 판 정 결 과 Grade			
	계 Total	암	수	거세		1*	1	2	등외
전북 전체	2,240,292	1,135,720	6,729	1,097,843	615	767,566	761,894	634,413	76,419
고창군	212,555	110,590	576	101,389	29	66,918	70,797	65,319	9,521
군산시	48,769	25,145	148	23,476	20	14,731	16,186	15,788	2,064
김제시	422,492	216,595	1,188	204,709	122	141,821	144,846	122,414	13,411
남원시	213,214	107,358	814	105,042	55	68,016	71,104	66,704	7,390
무주군	8,320	4,890	35	3,395	6	2,616	2,701	1,974	1,029
부안군	58,551	28,607	137	29,807	19	20,837	20,305	15,747	1,662
순창군	42,458	21,890	116	20,452	17	14,530	14,536	11,481	1,911
완주군	102,969	52,619	314	50,036	33	36,367	35,434	27,460	3,708
익산시	267,186	133,762	631	132,793	110	88,791	92,564	79,202	6,629
임실군	139,875	71,590	549	67,736	43	47,057	47,218	40,337	5,263
장수군	35,743	18,653	755	16,335	14	10,115	10,731	11,506	3,391
전주시 덕진구	5,237	2,588	6	2,643	1	1,695	1,780	1,591	171
정읍시	554,937	278,314	1,098	275,525	120	205,521	189,837	142,719	16,860
진안군	127,986	63,119	362	64,505	26	48,551	43,855	32,171	3,409
전남 전체	2,157,709	1,075,141	10,676	1,071,892	494	741,674	742,428	587,925	85,682
강진군	39,480	20,223	103	19,154	10	13,704	14,076	10,750	950
고흥군	53,428	28,827	175	24,426	15	19,010	18,059	14,722	1,637
곡성군	40,079	16,836	197	23,046	13	13,097	13,488	11,705	1,789
광양시	5,692	3,058	12	2,622	3	1,778	2,071	1,643	200
구례군	28,775	14,634	51	14,090	9	9,803	10,349	7,869	754
나주시	282,488	144,703	823	136,962	84	96,054	97,654	79,881	8,899
담양군	82,299	40,114	260	41,925	14	31,105	28,148	21,129	1,917
목포시	1,697	893	4	800	2	459	507	620	111
무안군	400,766	202,913	1,369	196,484	81	132,406	139,120	113,290	15,950
보성군	46,680	23,867	115	22,698	12	17,791	16,232	10,786	1,871
순천시	135,852	62,692	445	72,715	27	45,845	47,567	38,777	3,663
신안군	82,209	43,103	179	38,927	9	28,826	27,581	22,431	3,371
여수시	36,325	14,799	96	21,430	19	11,969	13,433	10,104	819
영광군	182,190	92,166	2,151	87,873	24	61,199	61,414	47,470	12,107
영암군	119,603	61,653	251	57,699	29	44,149	40,546	29,514	5,394
완도군	358	173	24	161	2	46	71	170	71
장성군	69,829	33,481	265	36,083	20	22,233	24,068	21,287	2,241
장흥군	30,776	15,671	49	15,056	10	10,295	11,182	8,682	617

주) 1. 2013년 7월 1일부터 돼지등급판정기준개정에 따라 규격 및 육질등급 통합(1*, 1, 2, 등외)
 2. 축산물 이력제 농장 주소 기준 집계
 3. 등지방두께, 도체중량, 경락가격은 등외등급 제외
 4. 2023년 7월 군위군 행정구역 개편에 따라 대구광역시 관할구역으로 변경(경상북도 군위군 → 대구광역시 군위군)

Period : 2023.1.1.~2023.12.31.

(unit : head)

등급별 출현율 Percentage by grade				평균 등지방두께 (mm)		평균 도체중량(kg)		평균 경락가격(kg/원)		Region
1 ⁺	1	2	등외	박피	탕박	박피	탕박	박피	탕박	
34.3	34.0	28.3	3.4	-	21.0	-	87.4	-	4,681	Jeollabuk-do
31.5	33.3	30.7	4.5	-	20.9	-	87.9	-	4,409	Gochang-gun
30.2	33.2	32.4	4.2	-	20.7	-	86.7	-	4,896	Gunsan-si
33.6	34.3	29.0	3.2	-	21.0	-	87.1	-	4,506	Gimje-si
31.9	33.3	31.3	3.5	-	21.3	-	87.0	-	4,510	Namwon-si
31.4	32.5	23.7	12.4	-	21.9	-	89.0	-	5,257	Muju-gun
35.6	34.7	26.9	2.8	-	20.9	-	87.4	-	4,696	Buan-gun
34.2	34.2	27.0	4.5	-	20.6	-	87.7	-	4,814	Sunchang-gun
35.3	34.4	26.7	3.6	-	21.2	-	87.3	-	4,694	Wanju-gun
33.2	34.6	29.6	2.5	-	21.1	-	87.2	-	4,311	Iksan-si
33.6	33.8	28.8	3.8	-	21.5	-	88.4	-	4,558	Imsil-gun
28.3	30.0	32.2	9.5	-	21.3	-	86.3	-	4,314	Jangsu-gun
32.4	34.0	30.4	3.3	-	20.8	-	86.9	-		Deokjin-gu, Jeonju-si
37.0	34.2	25.7	3.0	-	20.9	-	87.4	-	4,544	Jeongeup-si
37.9	34.3	25.1	2.7	-	21.1	-	87.7	-	4,762	Jinan-gun
34.4	34.4	27.2	4.0	-	20.9	-	87.6	-	4,922	Jeollanam-do
34.7	35.7	27.2	2.4	-	21.5	-	86.7	-	4,815	Gangjin-gun
35.6	33.8	27.6	3.1	-	21.2	-	88.1	-	5,164	Goheung-gun
32.7	33.7	29.2	4.5	-	22.1	-	87.9	-	4,199	Gokseong-gun
31.2	36.4	28.9	3.5	-	22.8	-	87.4	-	6,040	Gwangyang-si
34.1	36.0	27.3	2.6	-	21.6	-	88.5	-	4,795	Gurye-gun
34.0	34.6	28.3	3.2	-	20.7	-	87.5	-	4,682	Naju-si
37.8	34.2	25.7	2.3	-	20.8	-	87.6	-	4,525	Damyang-gun
27.0	29.9	36.5	6.5	-	24.4	-	89.1	-		Mokpo-si
33.0	34.7	28.3	4.0	-	21.1	-	88.2	-	4,617	Muan-gun
38.1	34.8	23.1	4.0	-	20.1	-	87.2	-	4,654	Boseong-gun
33.7	35.0	28.5	2.7	-	22.4	-	87.4	-	4,431	Suncheon-si
35.1	33.5	27.3	4.1	-	19.6	-	86.3	-	4,271	Sinan-gun
32.9	37.0	27.8	2.3	-	20.6	-	87.4	-	5,340	Yeosu-si
33.6	33.7	26.1	6.6	-	20.2	-	87.6	-	4,323	Yeonggwang-gun
36.9	33.9	24.7	4.5	-	20.9	-	87.7	-	4,840	Yeongam-gun
12.8	19.8	47.5	19.8	-	20.2	-	78.6	-	4,527	Wando-gun
31.8	34.5	30.5	3.2	-	20.8	-	87.0	-	4,312	Jangseong-gun
33.5	36.3	28.2	2.0	-	21.4	-	88.0	-	5,431	Jangheung-gun

Note) 1. Yield and quality of grading was integrated as standards revision of pig grading service from July 1, 2013.(1⁺, 1, 2, other grade)

2. Aggregation is based on farm address of animal products traceability

3. Except other grade of backfat thickness, carcass weight and auction price

4. According to reorganized administrative district at July 1, 2023, Gunwi-gun Changed from Gunwi-gun, Gyeongsangbuk-do to Gunwi-gun, Daegu Metropolitan City

시·도(시·군·구)별 등급판정 결과

판정기간 : 2024.1.1.~2024.12.31.

(단위 : 두)

지역	판정두수				출하 농장수 farm	등 급 판 정 결 과 Grade			
	계 Total	암	수	거세		1 ⁺	1	2	등외
진도군	49,390	16,750	435	32,205	10	18,024	17,134	10,928	3,304
함평군	173,976	89,733	319	83,924	42	62,807	59,997	46,342	4,830
해남군	193,930	99,413	3,112	91,405	30	68,900	66,533	46,434	12,063
화순군	101,887	49,439	241	52,207	29	32,174	33,198	33,391	3,124
경북 전체	2,164,228	1,096,493	7,978	1,059,757	604	718,678	739,497	622,382	83,671
경산시	79,956	41,503	450	38,003	27	25,910	26,993	23,207	3,846
경주시	140,385	69,171	603	70,611	57	47,779	45,525	39,499	7,582
고령군	179,100	92,739	520	85,841	43	51,888	59,571	61,174	6,467
구미시	118,378	61,400	335	56,643	18	38,636	41,021	35,554	3,167
김천시	124,489	61,008	907	62,574	33	40,888	41,674	35,767	6,160
문경시	60,756	32,024	395	28,337	19	19,880	19,466	18,011	3,399
봉화군	93,908	45,711	394	47,803	24	28,373	32,674	30,347	2,514
상주시	95,020	48,639	264	46,117	44	30,208	33,302	28,277	3,233
성주군	151,606	76,903	487	74,216	41	54,262	52,865	38,428	6,051
안동시	223,764	109,694	742	113,328	45	78,159	79,846	59,521	6,238
영덕군	16,593	8,318	29	8,246	10	5,376	5,630	5,007	580
영주시	127,498	64,130	338	63,030	36	45,264	44,492	33,628	4,114
영천시	320,477	163,336	1,287	155,854	78	99,329	105,407	100,605	15,136
예천군	81,597	40,098	259	41,240	29	25,524	26,968	24,943	4,162
울진군	8,853	4,565	23	4,265	2	3,794	3,021	1,766	272
의성군	150,426	76,053	425	73,948	42	54,095	54,761	36,767	4,803
청도군	76,870	38,946	290	37,634	25	29,070	26,426	19,151	2,223
청송군	35,346	21,757	51	13,538	5	12,371	12,316	9,217	1,442
칠곡군	35,472	18,032	81	17,359	13	12,933	12,221	9,210	1,108
포항시 남구	12,155	6,326	31	5,798	5	4,282	4,166	3,315	392
포항시 북구	31,579	16,140	67	15,372	8	10,657	11,152	8,988	782
경남 전체	2,159,365	1,099,393	8,688	1,051,284	555	723,655	728,251	617,144	90,315
거제시	3,585	1,879	21	1,685	2	1,124	1,164	1,091	206
거창군	104,809	54,102	277	50,430	22	37,248	35,753	28,937	2,871
고성군	167,956	84,835	886	82,235	42	57,847	56,562	45,753	7,794
김해시	373,525	192,759	1,111	179,655	107	130,813	131,119	98,219	13,374
남해군	8,127	4,110	17	4,000	4	3,178	2,540	1,699	710

주) 1. 2013년 7월 1일부터 돼지등급판정기준개정에 따라 규격 및 육질등급 통합(1⁺, 1, 2, 등외)

2. 축산물 이력제 농장 주소 기준 집계

3. 등지방두께, 도체중량, 경락가격은 등외등급 제외

4. 2023년 7월 군위군 행정구역 개편에 따라 대구광역시 관할구역으로 변경(경상북도 군위군 → 대구광역시 군위군)

Period : 2023.1.1.~2023.12.31.

(unit : head)

등급별 출현율 Percentage by grade				평균 등지방두께 (mm)		평균 도체중량(kg)		평균경락가격(kg/원)		Region
1 ⁺	1	2	등외	박피	탕박	박피	탕박	박피	탕박	
36.5	34.7	22.1	6.7	-	20.1	-	87.6	-	4,482	Jindo-gun
36.1	34.5	26.6	2.8	-	21.6	-	87.7	-	4,333	Hampyeong-gun
35.5	34.3	23.9	6.2	-	21.0	-	88.3	-	4,646	Haenam-gun
31.6	32.6	32.8	3.1	-	19.8	-	86.2	-	4,725	Hwasun-gun
33.2	34.2	28.8	3.9	15.1	21.3	89.0	88.5	2,976	5,131	Gyeongsangbuk-do
32.4	33.8	29.0	4.8	-	20.5	-	88.1	-	4,870	Gyeongsan-si
34.0	32.4	28.1	5.4	-	21.4	-	87.7	-	5,376	Gyeongju-si
29.0	33.3	34.2	3.6	10.7	21.1	85.9	87.4	2,876	5,156	Goryeong-gun
32.6	34.7	30.0	2.7	-	21.7	-	89.4	-	4,479	Gumi-si
32.8	33.5	28.7	4.9	19.0	21.6	68.0	87.9	4,195	4,392	Gimcheon-si
32.7	32.0	29.6	5.6	9.4	20.7	90.0	88.4	2,700	4,612	Mungyeong-si
30.2	34.8	32.3	2.7	10.7	21.8	87.6	89.3	2,045	4,676	Bonghwa-gun
31.8	35.0	29.8	3.4	7.8	21.3	92.8	89.1	2,159	4,925	Sangju-si
35.8	34.9	25.3	4.0	8.0	20.9	70.3	87.8	2,112	5,165	Seongju-gun
34.9	35.7	26.6	2.8	13.1	21.3	88.9	89.4	3,065	4,349	Andong-si
32.4	33.9	30.2	3.5	-	22.1	-	89.5	-	4,646	Yeongdeok-gun
35.5	34.9	26.4	3.2	11.5	21.3	84.5	88.2	2,699	5,110	Yeongju-si
31.0	32.9	31.4	4.7	19.0	21.2	91.2	88.2	3,313	4,627	Yeongcheon-si
31.3	33.1	30.6	5.1	17.3	22.5	89.1	89.6	3,253	4,608	Yecheon-gun
42.9	34.1	19.9	3.1	-	20.8	-	88.9	-	4,145	Ulsin-gun
36.0	36.4	24.4	3.2	8.0	20.9	91.0	89.2	2,331	5,126	Uiseong-gun
37.8	34.4	24.9	2.9	-	21.6	-	88.5	-	5,381	Cheongdo-gun
35.0	34.8	26.1	4.1	-	21.3	-	89.6	-	5,123	Cheongsong-gun
36.5	34.5	26.0	3.1	-	20.8	-	87.8	-	5,169	Chilgok-gun
35.2	34.3	27.3	3.2	-	21.5	-	88.1	-	5,169	Nam-gu, Pohang-si
33.7	35.3	28.5	2.5	-	20.8	-	89.4	-	4,263	Buk-gu, Pohang-si
33.5	33.7	28.6	4.2	21.8	21.7	88.8	87.4	3,487	5,212	Gyeongsangnam-do
31.4	32.5	30.4	5.7	-	23.4	-	89.9	-	5,316	Geoje-si
35.5	34.1	27.6	2.7	-	22.0	-	88.0	-	4,478	Geochang-gun
34.4	33.7	27.2	4.6	-	21.6	-	87.1	-	5,107	Goseong-gun
35.0	35.1	26.3	3.6	11.0	21.8	95.0	87.9	-	5,114	Gimhae-si
39.1	31.3	20.9	8.7	-	23.0	-	88.4	-	4,739	Namhae-gun

Note) 1. Yield and quality of grading was integrated as standards revision of pig grading service from July 1, 2013.(1⁺, 1, 2, other grade)

2. Aggregation is based on farm address of animal products traceability

3. Except other grade of backfat thickness, carcass weight and auction price

4. According to reorganized administrative district at July 1, 2023, Gunwi-gun Changed from Gunwi-gun, Gyeongsangbuk-do to Gunwi-gun, Daegu Metropolitan City

시·도(시·군·구)별 등급판정 결과

판정기간 : 2024.1.1.~2024.12.31.

(단위 : 두)

지역	판정두수				출하 농장수 farm	등 급 판 정 결 과 Grade			
	계 Total	암	수	거세		1 ⁺	1	2	등외
밀양시	137,227	70,355	508	66,364	42	46,471	48,283	37,917	4,556
사천시	67,297	36,879	300	30,118	15	20,976	22,467	19,775	4,079
산청군	105,126	54,449	1,142	49,535	23	28,363	28,098	41,781	6,884
양산시	158,948	78,358	629	79,961	37	55,237	53,817	41,170	8,724
의령군	82,208	42,465	193	39,550	12	28,650	28,488	21,659	3,411
진주시	97,187	50,122	366	46,699	30	32,764	32,723	27,855	3,845
창녕군	102,650	53,041	423	49,186	23	33,824	33,550	31,147	4,129
창원시 마산합포구	62,124	32,013	170	29,941	18	21,727	21,936	16,567	1,894
창원시 의창구	21,340	10,932	75	10,333	10	7,075	7,668	5,892	705
창원시 진해구	3,013	1,553	14	1,446	1	1,053	1,074	852	34
통영시	2,719	290	8	2,421	1	991	953	758	17
하동군	79,835	40,236	309	39,290	15	26,659	26,432	23,561	3,183
함안군	145,077	75,335	486	69,256	30	49,770	49,848	40,227	5,232
함양군	119,502	59,952	446	59,104	31	35,070	35,231	42,230	6,971
합천군	317,110	155,728	1,307	160,075	90	104,815	110,545	90,054	11,696
제주 전체	911,580	460,187	7,717	443,676	253	148,651	212,550	498,049	52,330
서귀포시	244,828	120,177	1,535	123,116	72	40,571	58,818	133,586	11,853
제주시	666,752	340,010	6,182	320,560	181	108,080	153,732	364,463	40,477

주) 1. 2013년 7월 1일부터 돼지등급판정기준개정에 따라 규격 및 육질등급 통합(1⁺, 1, 2, 등외)
 2. 축산물 이력제 농장 주소 기준 집계
 3. 등지방두께, 도체중량, 경락가격은 등외등급 제외
 4. 2023년 7월 군위군 행정구역 개편에 따라 대구광역시 관할구역으로 변경(경상북도 군위군 → 대구광역시 군위군)

Period : 2023.1.1.~2023.12.31.

(unit : head)

등급별 출현율 Percentage by grade				평균 등지방두께 (mm)		평균 도체중량(kg)		평균경락가격(kg/원)		Region
1*	1	2	등외(E)	박피	탕박	박피	탕박	박피	탕박	
33.9	35.2	27.6	3.3	-	22.4	-	87.7	-	5,494	Miryang-si
31.2	33.4	29.4	6.1	-	21.8	-	87.8	-	5,068	Sacheon-si
27.0	26.7	39.7	6.5	-	21.8	-	85.2	-	5,068	Sancheong-gun
34.8	33.9	25.9	5.5	20.0	21.4	78.0	88.1	-	5,342	Yangsang-si
34.9	34.7	26.3	4.1	23.3	21.7	89.9	87.6	3,563	5,023	Uiryeong-gun
33.7	33.7	28.7	4.0	-	22.3	-	87.3	-	4,924	Jinju-si
33.0	32.7	30.3	4.0	-	21.8	-	86.8	-	4,980	Changnyeong-gun
35.0	35.3	26.7	3.0	-	22.0	-	87.4	-	4,750	Masanhappo-gu, Changwon-si
33.2	35.9	27.6	3.3	-	22.2	-	87.5	-	5,015	Uichang-gu, Changwon-si
34.9	35.6	28.3	1.1	-	22.9	-	85.6	-	5,617	Jinhae-gu, Changwon-si
36.4	35.0	27.9	0.6	-	22.5	-	87.4	-		Tongyeong-si
33.4	33.1	29.5	4.0	-	22.0	-	86.9	-	5,211	Hadong-gun
34.3	34.4	27.7	3.6	-	22.0	-	87.7	-	5,148	Haman-gun
29.3	29.5	35.3	5.8	-	20.7	-	85.2	-	5,011	Hamyang-gun
33.1	34.9	28.4	3.7	1.0	21.2	69.0	87.8	1,299	5,197	Hapcheon-gun
16.3	23.3	54.6	5.7	-	22.1	-	80.7	-	6,083	Jeju-do
16.6	24.0	54.6	4.8	-	22.2	-	80.6	-	6,125	Seogwipo-si
16.2	23.1	54.7	6.1	-	22.1	-	80.7	-	6,066	Jeju-si

Note) 1. Yield and quality of grading was integrated as standards revision of pig grading service from July 1, 2013.(1*, 1, 2, other grade)

2. Aggregation is based on farm address of animal products traceability

3. Except other grade of backfat thickness, carcass weight and auction price

4. According to reorganized administrative district at July 1, 2023, Gunwi-gun Changed from Gunwi-gun, Gyeongsangbuk-do to Gunwi-gun, Daegu Metropolitan City

2024
축산물등급판정 통계연보

2024 Animal Products Grading Statistical Yearbook

III

닭고기, 오리고기,
계란

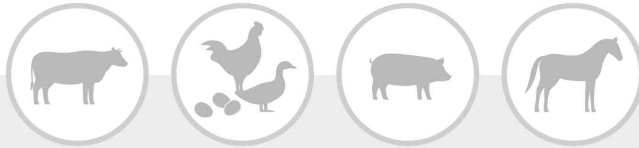
Chicken meat, Duck Meat, Shell eggs



2024

축산물등급판정 통계연보

2024 Animal Products Grading Statistical Yearbook



해설편

1. 닭고기 등급판정 현황
2. 오리고기 등급판정 현황
3. 계란 등급판정 현황

1. 닭고기 등급판정 현황

- '24년 닭고기 등급판정수수는 105,978,974수로 전년(103,983,051수) 대비 1.9% 증가하여 전체 도계수수(1,022,348,744수) 대비 10.4% 등급판정[p396]

(단위 : 천수, %)

구분	2014	2015	2016	2017	2018	2019	2020	2021	2022	2023	2024
도계수수	885,324	966,965	992,518	936,020	1,004,824	1,059,994	1,070,416	1,035,643	1,024,578	1,011,490	1,022,349
판정수수	87,052	98,547	112,866	105,619	111,843	114,238	109,231	118,819	113,735	103,983	105,979
비율	9.8	10.2	11.4	11.3	11.1	10.8	10.2	11.5	11.1	10.3	10.4

주) 도계수수는 농림축산검역본부의 발표 수치임

- 전체 등급판정수수 중 44.1%(46,706,044수)가 통닭으로 판정(부분육 55.9%)
- 규격(호수)별 비율 : 13호(18.2%) > 12호(16.8) > 14호(16.1)
- '24년 닭고기 품질등급별 출현율은 1⁺등급(1.5%), 1등급(98.5), 2등급(0.0)으로 나타남 [p396]

2. 오리고기 등급판정 현황

- '24년 등급판정수수는 21,604,718수로 전년(18,945,753수) 대비 14.0% 증가하여 전체 도압수수(59,442,288수) 대비 36.3% 등급판정[p398]
- 규격(호수)별 비율 : 25호(15.4%) > 24호(14.5) > 26호(14.4)

(단위 : 천수, %)

구분	2014	2015	2016	2017	2018	2019	2020	2021	2022	2023	2024
도압수수	51,020	71,056	71,445	46,101	67,476	69,619	66,970	49,280	60,126	52,811	59,442
판정수수	6,634	11,381	21,771	31,140	28,323	22,818	19,343	17,621	20,188	18,946	21,605
비율	13.0	16.0	30.5	67.5	42.0	32.8	28.9	35.8	33.6	35.9	36.3

주) 도압수수는 농림축산검역본부의 발표 수치임

- '24년 오리고기 품질등급별 출현율은 1⁺등급(0.0%), 1등급(100.0), 2등급(0.0)으로 나타남[p398]

3. 계란 등급판정 현황

- '24년 계란 등급판정개수는 1,329,472,432개로 전년(1,190,044,379개)대비 6.2% 증가하여 식용란 생산 17,906,267,842(개) 대비 7.4% 등급판정[p400]

(단위 : 천개, %)


구분	2014	2015	2016	2017	2018	2019	2020	2021	2022	2023	2024
생산개수	14,266,718	15,264,561	15,636,366	12,751,630	15,768,151	16,103,217	16,880,961	15,330,753	16,398,103	17,143,323	17,906,268
판정개수	927,874	1,067,219	1,180,317	756,082	1,057,265	1,256,533	1,232,288	1,157,966	1,120,475	1,190,044	1,329,472
비율	6.5	7.0	7.5	5.9	6.7	7.8	7.3	7.6	6.8	6.9	7.4

주) 생산개수는 통계청 가축동향조사의 분기별 일평균 생산개수를 1년 치로 환산함

- '24년 계란 품질등급별 출현율은 1⁺등급(89.5%), 1등급(10.5), 2등급(0.0)으로 나타남 [p400]

2024 축산물등급판정 통계연보

2024 Animal Products Grading Statistical Yearbook



통 계 표

1. 닭고기 등급판정 실적 Number of chicken meat by grade

가. 연도별, 등급별 등급판정수수

(단위 : 수, %)

(unit : head, %)

연도 Year	수 Head	출현율 %	1*등급		1등급		2등급	
			수 Head	출현율 %	수 Head	출현율 %	수 Head	출현율 %
2011	52,547,135	100.0	6,913,237	13.2	42,715,796	81.3	2,918,102	5.6
2012	66,339,851	100.0	629,010	0.9	60,746,367	91.6	4,964,474	7.5
2013	77,765,959	100.0	7,476,461	9.6	65,420,320	84.1	4,869,178	6.3
2014	87,052,017	100.0	5,563,152	6.4	78,054,210	89.7	3,434,655	3.9
2015	98,547,365	100.0	4,716,777	4.8	89,748,972	91.1	4,081,616	4.1
2016	112,866,316	100.0	5,532,338	4.9	103,376,177	91.6	3,957,801	3.5
2017	105,619,171	100.0	1,741,125	1.6	103,866,446	98.3	11,600	0.0
2018	111,843,355	100.0	1,485,185	1.3	110,348,645	98.7	9,525	0.0
2019	114,238,360	100.0	1,468,137	1.3	112,764,593	98.7	5,630	0.0
2020	109,231,275	100.0	857,034	0.8	108,364,346	99.2	9,895	0.0
2021	118,818,887	100.0	1,102,734	0.9	117,704,453	99.1	11,700	0.0
2022	113,735,395	100.0	1,254,299	1.1	112,479,816	98.9	1,280	0.0
2023	103,983,051	100.0	1,125,882	1.1	102,854,857	98.9	2,312	0.0
2024	105,978,974	100.0	1,580,754	1.5	104,397,952	98.5	268	0.0

주) 통닭, 부분육을 포함한 전체 판정수수의 합계임

나. 연도별, 규격별 출현율

(단위 : 수, %)

(unit : head, %)

연도 Year		통닭 규격(호수)별 판정수수												
		전체	5호 이하	6호	7호	8호	9호	10호	11호	12호	13호	14호	15호	16호 이상
2011	판정수수	18,381,209	7,019	145,085	52,387	198,641	1,443,720	3,234,768	4,149,887	5,029,421	2,475,425	1,408,437	217,562	18,857
	출현율	100.0	0.0	0.8	0.3	1.1	7.9	17.6	22.6	27.4	13.5	7.7	1.2	0.1
2012	판정수수	22,895,193	17,622	374,147	135,102	326,686	2,222,380	2,857,974	4,713,591	6,002,369	3,471,336	2,252,797	498,289	22,900
	출현율	100.0	0.1	1.6	0.6	1.4	9.7	12.5	20.6	26.2	15.2	9.8	2.2	0.1
2013	판정수수	27,672,219	133,859	341,098	442,655	640,788	2,094,657	3,184,222	5,570,625	6,620,433	4,758,222	2,924,391	820,267	141,002
	출현율	100.0	0.5	1.2	1.6	2.3	7.6	11.5	20.1	23.9	17.2	10.6	3.0	0.5
2014	판정수수	29,734,272	492,749	1,432,893	159,239	727,216	2,520,485	2,111,540	6,163,352	7,153,931	4,643,311	2,837,906	1,245,425	246,225
	출현율	100.0	1.7	4.8	0.5	2.4	8.5	7.1	20.7	24.1	15.6	9.5	4.2	0.8
2015	판정수수	34,486,472	593,745	2,945,078	169,639	446,067	2,403,701	1,562,254	6,511,468	9,692,794	5,708,911	3,130,812	1,252,924	69,079
	출현율	100.0	1.7	8.5	0.5	1.3	7.0	4.5	18.9	28.1	16.6	9.1	3.6	0.2
2016	판정수수	41,250,454	1,077,238	3,510,409	105,338	724,580	2,029,785	1,947,374	7,913,681	10,696,993	7,250,444	4,336,869	1,579,381	78,362
	출현율	100.0	2.6	8.5	0.3	1.8	4.9	4.7	19.2	25.9	17.6	10.5	3.8	0.2
2017	판정수수	37,203,916	1,221,944	3,270,999	92,723	1,089,985	1,971,410	1,835,741	7,670,339	8,679,815	5,931,354	3,916,058	1,423,476	100,072
	출현율	100.0	3.3	8.8	0.3	2.9	5.3	4.9	20.6	23.3	16.0	10.5	3.8	0.3
2018	판정수수	41,862,369	812,030	3,954,972	292,440	1,379,539	2,118,722	2,678,460	8,420,294	9,075,077	6,418,819	4,240,461	2,141,188	330,367
	출현율	100.0	1.9	9.4	0.7	3.3	5.1	6.4	20.1	21.7	15.3	10.1	5.1	0.8
2019	판정수수	47,609,359	1,181,616	4,237,829	397,981	1,547,658	2,898,016	3,459,765	8,643,547	9,945,106	6,709,450	4,245,923	2,889,641	1,452,827
	출현율	100.0	2.5	8.9	0.8	3.3	6.1	7.3	18.2	20.9	14.1	8.9	6.1	3.1
2020	판정수수	53,567,608	1,023,800	3,738,582	397,500	1,655,557	3,823,275	4,875,084	9,675,881	10,867,156	7,585,849	5,261,665	3,328,055	1,335,204
	출현율	100.0	1.9	7.0	0.7	3.1	7.1	9.1	18.1	20.3	14.2	9.8	6.2	2.5
2021	판정수수	61,174,906	330,759	2,140,427	387,513	1,567,985	3,300,660	3,863,331	10,666,884	12,562,211	11,638,426	7,915,022	5,017,991	1,783,697
	출현율	100.0	0.5	3.5	0.6	2.6	5.4	6.3	17.4	20.5	19.0	12.9	8.2	2.9
2022	판정수수	57,661,728	348,775	1,723,858	446,818	1,335,111	2,635,274	2,975,415	8,797,283	12,303,881	11,294,650	8,604,817	5,242,475	1,953,371
	출현율	100	0.6	3.0	0.8	2.3	4.6	5.2	15.3	21.3	19.6	14.9	9.1	3.4
2023	판정수수	45,352,249	1,136,009	2,019,988	228,453	925,600	1,915,180	2,391,297	6,553,550	8,620,729	8,441,044	7,041,270	3,924,101	2,155,028
	출현율	100	2.5	4.5	0.5	2.0	4.2	5.3	14.5	19.0	18.6	15.5	8.7	4.8
2024	판정수수	46,706,004	836,243	1,786,686	281,232	1,263,875	1,978,529	2,466,009	6,542,922	7,844,885	8,501,328	7,522,655	4,852,834	2,828,806
	출현율	100	1.8	3.8	0.6	2.7	4.2	5.3	14.0	16.8	18.2	16.1	10.4	6.1

2. 작업장별 닭고기 등급판정 실적

Number of chicken meat grading by packing process

가. 작업장별, 등급별 출현율

(단위 : 수, %)

(unit : head, %)

작업장 Chicken grading			수 Head	출현율 %	1*등급		1등급		2등급	
					수 Head	출현율 %	수 Head	출현율 %	수 Head	출현율 %
전국	전 체	Total	105,978,974	100.0	1,580,754	1.5	104,397,952	98.5	268	0.0
부산	(주)하림부산포스트	Harim Busan Post Co. LTD.	46,970	100.0	-	-	46,970	100.0	-	-
대구	원식품	Wonsikpum	111,321	100.0	-	-	111,321	100.0	-	-
	(주)이가	I Ga	674,506	100.0	-	-	674,506	100.0	-	-
	하림 대구센터		363,881	100.0	-	-	363,881	100.0	-	-
	폴토래(주)	Kitorang	655,795	100.0	-	-	655,795	100.0	-	-
인천	(주)하림(인천축산물센터)	Harim Incheon Corp	884,293	100.0	-	-	884,293	100.0	-	-
경기	농업회사법인 대한푸드 주식회사	DaeHan Food	464,480	100.0	-	-	464,480	100.0	-	-
	(주)마니커동두천지점	Maniker	7,816,987	100.0	-	-	7,816,987	100.0	-	-
	농업회사법인 정우식품(주)	Agricultural Company Jungwoo Co., Ltd.	1,647,700	100.0	-	-	1,647,700	100.0	-	-
	하림FS	Harim FS	1,191,950	100.0	-	-	1,191,950	100.0	-	-
	(주)한국육계유통	Hankook broilers distribution	3,784,666	100.0	-	-	3,784,666	100.0	-	-
	(주)한강식품	Hangang CM	6,955,350	100.0	1,318,550	19.0	5,636,800	81.0	-	-
	계림에프에스	Woori Co.,LTD	289,110	100.0	-	-	289,110	100.0	-	-
강원	주식회사 해마로	Haemaro	3,137,908	100.0	-	-	3,137,908	100.0	-	-
	(주)현진	Hyeon Jin	2,244,929	100.0	-	-	2,244,929	100.0	-	-
충북	체리부로	Cherrybro	9,441,365	100.0	116,002	1.2	9,325,363	98.8	-	-
	농업회사법인 주식회사 케이씨푸드	KC food	487,823	100.0	-	-	487,823	100.0	-	-
	(주)농협목우촌 음성육가공공장	NH moguchon	4,581,925	100.0	-	-	4,581,925	100.0	-	-
충남	(주)신우에프에스	ShinWooFS	12,596,425	100.0	-	-	12,596,357	100.0	68	0.0
	(주)마니커 천안지점	Sunghwa Food	1,333,191	100.0	-	-	1,333,191	100.0	-	-
전북	(주)사조원		1,878,292	100.0	-	-	1,878,292	100.0	-	-
	(주)코리아더커드	koreaduckherd Co., LTD.	2,028,288	100.0	-	-	2,028,288	100.0	-	-
	(주)동우팜투데이블	Dongwoo	4,950,166	100.0	-	-	4,950,166	100.0	-	-
	(주)참프레	Charmfre Co., LTD.	3,295,571	100.0	-	-	3,295,571	100.0	-	-
	(주)하림	Harim	10,013,938	100.0	170	0.0	10,013,768	100.0	-	-
	(주)하림정읍공장	Harim Jeongeup Corp	6,138,007	100.0	5,826	0.1	6,132,181	99.9	-	-
전남	(주)금화	KUMHWA Co., Ltd	2,772,751	100.0	-	-	2,772,751	100.0	-	-
	(주)마메든	Du Ru	247,295	100.0	-	-	247,295	100.0	-	-
경북	(주)울품	Orpum	9,202,084	100.0	140,206	1.5	9,061,878	98.5	-	-
경남	농업회사법인 현대씨앤에프(주)		319,500	100.0	-	-	319,500	100.0	-	-
	(주)광성식품	Gwangseong Food Co., Ltd.	1,111,657	100.0	-	-	1,111,457	100.0	200	0.0
제주	건강한닭영농조합법인	Korea Agricultural Cooperative Corporation broiler	3,079,850	100.0	-	-	3,079,850	100.0	-	-
	농업회사법인 주식회사 한라씨에프엔	Han Ra CFN	2,231,000	100.0	-	-	2,231,000	100.0	-	-

3. 오리고기 등급판정 실적

Number of duck meat by grade

가. 연도별, 등급별 등급판정두수

(단위 : 수, %)

(unit : head, %)

연도 Year	수 Head	출현율 %	1*등급		1등급		2등급	
			수 Head	출현율 %	수 Head	출현율 %	수 Head	출현율 %
2015	11,380,501	100.0	654,328	5.7	10,726,123	94.3	50	0.0
2016	21,771,152	100.0	612,655	2.8	20,389,841	93.7	768,656	3.5
2017	31,139,793	100.0	1,166,038	3.7	28,823,450	92.6	1,150,305	3.7
2018	28,323,384	100.0	689,289	2.4	27,287,430	96.3	346,665	1.2
2019	22,818,455	100.0	130,195	0.6	22,682,900	99.4	5,360	0.0
2020	19,343,371	100.0	26,205	0.1	19,313,586	99.8	3,580	0.0
2021	17,621,100	100.0	2,270	0.0	17,618,430	100.0	400	0.0
2022	20,188,133	100.0	6,690	0.0	20,177,133	99.9	4,310	0.0
2023	18,945,753	100.0	1,655	0.0	18,940,788	100.0	3,310	0.0
2024	21,604,718	100.0	1,365	0.0	21,602,273	100.0	1,080	0.0

주) 전수 통오리 판정임

나. 연도별, 규격별 출현율

(단위 : 수, %)

(unit : head, %)

연도 Year		오리 규격(호수)별 판정수																
		전체	15호 이하	16호	17호	18호	19호	20호	21호	22호	23호	24호	25호	26호	27호	28호	29호	30호 이상
2015	판정수	11,380,501	465	7,765	892	3,230	16,455	124,563	384,426	1,366,608	1,247,031	1,523,492	3,853,783	2,196,301	350,085	305,345	-	60
	출현율	100.0	0.0	0.1	0.0	0.0	0.1	1.1	3.4	12.0	11.0	13.4	33.9	19.3	3.1	2.7	0.0	0.0
2016	판정수	21,771,152	1,209	59,171	60,879	110,567	189,015	1,114,514	875,384	1,874,758	2,218,756	2,804,598	5,168,027	3,965,995	1,350,897	1,261,344	406,183	309,855
	출현율	100.0	0.0	0.3	0.3	0.5	0.9	5.1	4.0	8.6	10.2	12.9	23.7	18.2	6.2	5.8	1.9	1.4
2017	판정수	31,139,793	2,321	155,247	183,015	262,156	482,882	2,038,945	1,676,138	2,805,622	3,110,566	3,642,466	7,463,270	5,000,133	1,803,090	1,319,125	569,409	625,408
	출현율	100.0	0.0	0.5	0.6	0.8	1.6	6.5	5.4	9.0	10.0	11.7	24.0	16.1	5.8	4.2	1.8	2.0
2018	판정수	28,323,384	2,550	177,195	179,680	305,120	555,671	1,367,027	1,631,513	2,366,109	3,071,476	3,680,380	5,615,135	4,189,284	2,722,726	1,733,233	467,062	259,023
	출현율	100.0	0.0	0.6	0.6	1.1	2.0	4.8	5.8	8.4	10.8	13.0	19.8	14.8	9.6	6.1	1.6	0.9
2019	판정수	22,818,455	2,060	1,320	22,010	45,686	154,896	533,642	1,079,179	1,802,548	2,652,496	3,486,367	3,655,362	3,443,242	2,943,164	2,140,199	725,208	131,076
	출현율	100.0	0.0	0.0	0.1	0.2	0.7	2.3	4.7	7.9	11.6	15.3	16.0	15.1	12.9	9.4	3.2	0.6
2020	판정수	19,343,371	1,368	-	805	415	75,339	319,160	765,703	1,363,514	2,183,285	2,971,913	3,257,374	3,197,044	2,717,978	1,970,029	430,160	89,074
	출현율	100.0	0.0	-	0.0	0.0	0.4	1.6	4.0	7.0	11.3	15.4	16.8	16.5	14.1	10.2	2.2	0.5
2021	판정수	17,621,100	1,105	0	0	1,592	98,007	349,870	764,725	1,302,673	2,072,959	2,579,562	2,893,603	2,967,740	2,412,519	1,915,970	260,775	0
	출현율	100.0	0.0	0.0	0.0	0.0	0.6	2.0	4.3	7.4	11.8	14.6	16.4	16.8	13.7	10.9	1.5	0.0
2022	판정수	20,188,133	760	0	0	18,500	141,680	383,502	910,342	1,520,505	2,307,586	3,147,148	3,478,422	3,121,985	2,615,688	2,234,049	307,476	490
	출현율	100.0	0.0	0.0	0.0	0.1	0.7	1.9	4.5	7.5	11.4	15.6	17.2	15.5	13.0	11.1	1.5	0.0
2023	판정수	18,945,753	220	0	0	21,395	110,360	418,112	938,486	1,741,330	2,583,845	3,118,909	3,211,611	2,902,116	2,113,662	1,568,810	216,367	80
	출현율	100.0	0.0	0.0	0.0	0.1	0.6	2.2	5.0	9.2	13.6	16.5	17.0	15.3	11.2	8.3	1.1	0.0
2024	판정수	21,604,718	1,840	0	35,628	86,736	346,857	811,583	1,350,429	1,961,419	2,585,908	3,135,355	3,317,345	3,105,133	2,531,835	2,044,565	279,920	150
	출현율	100.0	0.0	0.0	0.2	0.4	1.6	3.8	6.3	9.1	12.0	14.5	15.4	14.4	11.7	9.5	1.3	0.0

4. 작업장별 오리고기 등급판정 실적

Number of duck meat grading by packing process

가. 작업장별, 등급별 출현율

(단위 : 수, %)

(unit : head, %)

작업장 Chicken grading			수 Head	출현율 %	1*등급		1등급		2등급		
					수 Head	출현율 %	수 Head	출현율 %	수 Head	출현율 %	
전국	전	체	Total	21,604,718	100.0	1,365	0.0	21,602,273	100.0	1,080	0.0
광주	농업회사법인 (주)일영이부처스	-	729,788	100.0	-	-	729,788	100.0	-	-	
충북	(주)주원산오리	Ltd. Joo sanohri	570,930	100.0	-	-	570,930	100.0	-	-	
	(주)모란식품	Ltd. Moran Foods	892,200	100.0	1,000	0.1	890,600	99.8	600	0.1	
전북	(주)삼호유흥오리	Samho Uwghanori Co., LTD.	391,670	100.0	-	-	391,670	100.0	-	-	
	(주)참프레	Charmfre Co., LTD.	1,268,580	100.0	305	0.0	1,268,275	100.0	-	-	
	(주)정다운 익산공장	Agricultural Company Yusungnongsan Co., Ltd.	1,472,584	100.0	-	-	1,472,584	100.0	-	-	
전남	농업회사법인 (주)다솔	Agricultural Company Dasol Co., Ltd.	8,119,380	100.0	60	0.0	8,119,320	100.0	-	-	
	(주)정다운	Ltd. Jungdown	2,038,752	100.0	-	-	2,038,752	100.0	-	-	
	농업회사법인(주)사조원 나주공장	LTD. Sasohwainkorea	3,257,045	100.0	-	-	3,256,565	100.0	480	0.0	
	(주)미스터덕	Ltd. Shinsung	1,104,800	100.0	-	-	1,104,800	100.0	-	-	
경남	주식회사 정다운 하동공장	Sinsunsan Ori Farmunion Co.,	1,758,989	100.0	-	-	1,758,989	100.0	-	-	

5. 계란 등급판정 실적

Number of shell eggs by grade

가. 연도별 등급판정개수

(단위 : 개, %)

(unit : eggs, %)

연도 Year	개수 Eggs	출현율 %	1*등급		1등급		2등급		3등급	
			개수 Eggs	출현율 %	개수 Eggs	출현율 %	개수 Eggs	출현율 %	개수 Eggs	출현율 %
2008	346,576,543	100.0	301,244,930	86.9	40,648,203	11.7	2,038,925	0.6	2,644,485	0.8
2009	418,603,559	100.0	358,874,793	85.7	48,930,971	11.7	2,365,070	0.6	8,432,725	2.0
2010	521,005,090	100.0	470,197,553	90.2	40,458,772	7.8	5,264,325	1.0	5,084,440	1.0
2011	588,119,165	100.0	526,895,803	89.6	59,908,771	10.2	1,217,141	0.2	97,450	0.0
2012	713,025,940	100.0	652,524,194	91.5	57,832,375	8.1	2,624,456	0.4	44,915	0.0
2013	858,048,113	100.0	786,810,134	91.7	69,950,133	8.2	1,185,326	0.1	102,520	0.0
2014	927,874,385	100.0	867,149,278	93.5	60,370,462	6.5	317,645	0.0	37,000	0.0
2015	1,067,219,469	100.0	1,009,191,761	94.6	56,629,508	5.3	1,268,500	0.1	129,700	0.0
2016	1,180,317,083	100.0	1,116,428,371	94.6	59,574,952	5.0	4,288,760	0.4	25,000	0.0
2017	756,082,402	100.0	704,847,319	93.2	49,883,913	6.6	1,296,850	0.2	54,320	0.0
2018	1,057,265,421	100.0	919,984,589	87.0	137,259,702	13.0	21,130	0.0	-	-
2019	1,256,532,966	100.0	954,945,753	76.0	301,549,335	24.0	37,878	0.0	-	-
2020	1,232,288,631	100.0	1,060,997,183	86.1	171,261,238	13.9	30,210	0.0	-	-
2021	1,157,966,413	100.0	1,011,323,949	87.3	146,556,494	12.7	85,970	0.0	-	-
2022	1,120,474,857	100.0	995,436,966	88.8	124,951,381	11.2	86,510	0.0	-	-
2023	1,190,044,379	100.0	1,048,451,414	88.1	141,524,415	11.9	68,550	0.0	-	-
2024	1,329,472,432	100.0	1,189,712,559	89.5	139,152,843	10.5	607,030	0.0	-	-

주) 2018년 품질등급 구분 간소화(1+등급, 1등급, 2등급)

나. 규격별 출현율

(단위 : 개, %)

(unit : eggs, %)

종량규격 Yield	개수 Eggs	출현율 %	1*등급		1등급		2등급		3등급	
			개수 Eggs	출현율 %	개수 Eggs	출현율 %	개수 Eggs	출현율 %	개수 Eggs	출현율 %
계 Total	1,329,472,432	100.0	1,189,712,559	89.5	139,152,843	10.5	607,030	0.0	0	0.0
왕란 Jumbo	16,381,520	100.0	15,553,240	94.9	828,280	5.1	0	0.0	0	0.0
특란 Extra large	730,440,909	100.0	628,243,605	86.0	101,937,724	14.0	259,580	0.0	0	0.0
대란 Large	548,170,533	100.0	512,244,384	93.4	35,578,699	6.5	347,450	0.1	0	0.0
중란 Medium	34,471,120	100.0	33,662,980	97.7	808,140	2.3	0	0.0	0	0.0
소란 Small	8,350	100.0	8,350	100.0	0	0.0	0	0.0	0	0.0

6. 집하장별 계란 등급판정 실적

Number of shell eggs grading by packing process

가. 작업장별 등급판정두수

(단위 : 개, %)

(unit : eggs, %)

집하장 Egg grading & Packing			개수 Eggs	출현율 %	1*등급		1등급		2등급		3등급	
					개수 Eggs	출현율 %	개수 Eggs	출현율 %	개수 Eggs	출현율 %	개수 Eggs	출현율 %
전국	전 체	Total	1,329,472,432	100.0	1,189,218,559	89.5	139,152,843	10.5	607,030	0.0	0	0.0
전국	영농조합법인 성원	-	1,000	100.0	1,000	100.0	-	-	-	-	-	-
	농업회사법인 대영농원(주)	-	5,721,792	100.0	5,721,792	100.0	-	-	-	-	-	-
	농업회사법인 청송농장(주)	-	6,000	100.0	6,000	100.0	-	-	-	-	-	-
	농업회사법인 한일이에프	-	4,605,360	100.0	4,504,080	97.8	101,280	2.2	-	-	-	-
	청산계란	-	63,900	100.0	63,900	100.0	-	-	-	-	-	-
	대성농장(3)	-	204,000	100.0	181,200	88.8	22,800	11.2	-	-	-	-
	농업회사법인(주) 산들란	-	248,400	100.0	248,400	100.0	-	-	-	-	-	-
	농업회사법인 조인(주)	-	73,993,975	100.0	68,089,985	92.0	5,903,990	8.0	-	-	-	-
	희만농장	-	429,250	100.0	416,350	97.0	12,900	3.0	-	-	-	-
	한솔 2,3농장	-	1,517,600	100.0	1,476,400	97.3	41,200	2.7	-	-	-	-
	농업회사법인 대경축산(주)	-	183,600	100.0	183,600	100.0	-	-	-	-	-	-
	농업회사법인 (주)명계	-	61,170	100.0	61,170	100.0	-	-	-	-	-	-
부산	에그타운	Burim Farm	13,777,500	100.0	12,306,000	89.3	1,471,500	10.7	-	-	-	-
대구	경북농장	Gyeongbuk Farm	399,570	100.0	399,570	100.0	-	-	-	-	-	-
	유성축산	Hanma-eumchugsan	3,000	100.0	3,000	100.0	-	-	-	-	-	-
	흥생농장	Heungsaeng farm	15,555,911	100.0	15,447,347	99.3	108,564	0.7	-	-	-	-
인천	나누리영농조합법인	Nanuri	806,000	100.0	806,000	100.0	-	-	-	-	-	-
광주	농업회사법인유한회사 영양	-	1,771,929	100.0	1,667,371	94.1	104,558	5.9	-	-	-	-
	그린영농조합법인	GREEN YEONGNONG	5,772,900	100.0	5,677,500	98.3	95,400	1.7	-	-	-	-
세종	농업회사법인 영신	-	31,005,000	100.0	31,005,000	100.0	-	-	-	-	-	-
경기	농업회사법인(주)금강AF	Kumgang AF Agricultural Co., Ltd.	20,349,000	100.0	19,620,000	96.4	729,000	3.6	-	-	-	-
	농업회사법인 에그플러스(주)	Egg Plus Agricultural Co., Ltd.	6,913,035	100.0	6,887,835	99.6	25,200	0.4	-	-	-	-
	(주)현대농장 농업회사법인	-	2,266,005	100.0	2,248,665	99.2	17,340	0.8	-	-	-	-
	농업회사법인세양(주)	Seyang Corp	18,717,360	100.0	18,310,590	97.8	396,770	2.1	10,000	0.1	-	-
	계성양계영농조합법인	GyeSeong Agricultural Co., Ltd.	15,108,180	100.0	15,014,080	99.4	94,100	0.6	-	-	-	-
	다한영농조합법인	dahan	24,768,850	100.0	24,768,850	100.0	-	-	-	-	-	-
	한국양계축산업협동조합 계란유통센터	-	39,118,640	100.0	38,965,490	99.6	153,150	0.4	-	-	-	-
	포천축협 에그빌사업단	-	7,015,380	100.0	6,321,030	90.1	694,350	9.9	-	-	-	-
	농업회사법인 해밀(주) 계란유통센터	Hamill Agricultural Cooperative Corporation	42,280,466	100.0	40,181,461	95.0	2,099,005	5.0	-	-	-	-
	농업회사법인 (주)으뜸	-	37,588,610	100.0	35,726,090	95.0	1,862,520	5.0	-	-	-	-
	한알영농조합법인	Hanal	5,702,640	100.0	4,808,200	84.3	894,440	15.7	-	-	-	-
	(주)두메팜스	DoomeFarm	8,292,500	100.0	7,767,500	93.7	525,000	6.3	-	-	-	-
	농업회사법인 (주)텃골팜	TeotgolFarm Corp	13,394,900	100.0	13,259,900	99.0	135,000	1.0	-	-	-	-
	농업회사법인 원천오복	-	15,380,900	100.0	15,359,300	99.9	21,600	0.1	-	-	-	-
	농업회사법인 대한(주)	-	730,710	100.0	730,710	100.0	-	-	-	-	-	-
	농업회사법인 세양(주)	Seyang	203,320	100.0	203,320	100.0	-	-	-	-	-	-
	농업회사법인(주)알로팜	Alofarm Corp	40,452,000	100.0	38,524,000	95.2	1,928,000	4.8	-	-	-	-
	알찬영농조합법인	Alchan Farming association	2,800,500	100.0	2,703,300	96.5	97,200	3.5	-	-	-	-
	가농바이오	Ganong Bio	188,075,010	100.0	188,019,010	100.0	56,000	0.0	-	-	-	-
	(주)미래생명자원퓨어빌	CheongKwang EggBill	9,622,000	100.0	9,426,000	98.0	196,000	2.0	-	-	-	-
	한스팜	-	38,764,900	100.0	38,764,900	100.0	-	-	-	-	-	-
	농업회사법인(주)청계원	Cheonggyewon Agricultural Co., Ltd.	48,674,000	100.0	48,210,000	99.0	449,000	0.9	15,000	0.0	-	-

(단위 : 개, %)

(unit : eggs, %)

집하장 Egg grading & Packing		개수 Eggs	출현율 %	1 ⁺ 등급		1등급		2등급		3등급	
				개수 Eggs	출현율 %	개수 Eggs	출현율 %	개수 Eggs	출현율 %	개수 Eggs	출현율 %
(주)안일농장	Ahnil farm	6,214,500	100.0	5,884,500	94.7	330,000	5.3	-	-	-	-
농업회사법인(주)와이제이푸드	-	66,858,700	100.0	65,008,690	97.2	1,850,010	2.8	-	-	-	-
강원 농업회사법인 귀래농장 주식회사 홍업점	GwiraeFarm	2,301,700	100.0	2,052,200	89.2	249,500	10.8	-	-	-	-
농업회사법인 주식회사 서신	Seoshin Guild of Farmers, Incorporated	2,793,370	100.0	2,519,520	90.2	273,850	9.8	-	-	-	-
황성양계영농조합법인	Hoengseong Poultry Guild of Farmers, Incorporated.	2,100,000	100.0	1,695,000	80.7	405,000	19.3	-	-	-	-
충북 (주)풍림푸드	Poonglim Food	30,877,247	100.0	29,655,832	96.0	1,218,535	3.9	2,880	0.0	-	-
농업회사법인 청농팜	-	536,899	100.0	536,899	100.0	-	-	-	-	-	-
(주)풍림푸드	Poonglim Food	103,310,750	100.0	7,919,970	7.7	94,928,000	91.9	462,780	0.4	-	-
충남 농업회사법인 계림농장	Guilin Agricultural Co., Ltd.	11,700,000	100.0	11,358,000	97.1	342,000	2.9	-	-	-	-
농업회사법인 봉암알찬란(주)	-	2,022,690	100.0	2,010,990	99.4	11,700	0.6	-	-	-	-
대전충남 양계농협 경제사업본부	Daejeon Chungnam Poultry Nonghyup	2,169,300	100.0	1,065,000	49.1	1,104,300	50.9	-	-	-	-
농업회사법인 덕연	-	51,113,000	100.0	50,893,000	99.6	220,000	0.4	-	-	-	-
소망농장	-	310,000	100.0	310,000	100.0	-	-	-	-	-	-
농업회사법인 (주)한솔루트윈	-	17,676,900	100.0	17,676,900	100.0	-	-	-	-	-	-
농업회사법인 더불어웰(주)	Deodul-eo Well	11,271,012	100.0	8,030,862	71.3	3,240,150	28.7	-	-	-	-
주식회사 지앤씨푸드	Jiaenssi Food	6,737,080	100.0	6,513,570	96.7	223,510	3.3	-	-	-	-
농업회사법인(유)금강LF	Kumgang LF Agricultural Co., Ltd.	60,319,895	100.0	60,284,595	99.9	35,300	0.1	-	-	-	-
전북 두원 농업회사법인 주식회사	Duwon Guild of Farmers, Incorporated	9,658,290	100.0	8,834,460	91.5	823,830	8.5	-	-	-	-
광산농장	-	8,669,900	100.0	8,488,600	97.9	181,300	2.1	-	-	-	-
농업회사법인 (주)풍년농장	-	797,880	100.0	797,880	100.0	-	-	-	-	-	-
바른농장계란	-	1,776,000	100.0	1,776,000	100.0	-	-	-	-	-	-
전남 농업회사법인 녹색계란(주)	Green Egg Agricultural Co., Ltd.	15,761,270	100.0	14,028,570	89.0	1,238,700	7.9	-	-	-	-
한국양계축산업협동조합 무안유통센터	South Korea Mokpo poultry distribution centers	5,745,330	100.0	5,651,220	98.4	94,110	1.6	-	-	-	-
경북 농업회사법인(주)푸른	-	41,113	100.0	38,203	92.9	2,910	7.1	-	-	-	-
(주)에그빌	EggVil	2,044,170	100.0	1,975,110	96.6	69,060	3.4	-	-	-	-
한국양계농협 영천유통센터	Korea Poultry Chukhyup Youngcheon	10,405,814	100.0	10,305,898	99.0	99,916	1.0	-	-	-	-
농업회사법인 들풀	Agriculture firms deulpul	35,310,905	100.0	34,166,325	96.8	1,144,580	3.2	-	-	-	-
한국양계축협 영주유통센터	Korea Poultry Chukhyup Youngju	3,884,921	100.0	3,598,731	92.6	286,190	7.4	-	-	-	-
서라벌농장	Seolabeol Farm	1,951,485	100.0	1,945,845	99.7	5,640	0.3	-	-	-	-
(주)조안	-	17,632,300	100.0	17,126,500	97.1	505,800	2.9	-	-	-	-
농업회사법인(주)팜슈머	-	53,790	100.0	48,090	89.4	5,700	10.6	-	-	-	-

(단위 : 개, %)

(unit : eggs, %)

집하장 Egg grading & Packing		개수 Eggs	출현율 %	1 ⁺ 등급		1등급		2등급		3등급	
				개수 Eggs	출현율 %	개수 Eggs	출현율 %	개수 Eggs	출현율 %	개수 Eggs	출현율 %
의성축산영농조합법인	UiSeong Guild of Farmers, Incorporated	12,109,970	100.0	11,581,425	95.6	528,545	4.4	-	-	-	-
청하에그린	Cheongha EggGreen	6,798,900	100.0	6,467,040	95.1	331,860	4.9	-	-	-	-
경남 애달이영농조합법인	Aedalg-i Farming association	2,651,600	100.0	2,631,600	99.2	20,000	0.8	-	-	-	-
산청양계영농조합유통센터	SanCheong Poultry Guild of Farmers, Incorporated	22,401,816	100.0	20,806,336	92.9	1,595,480	7.1	-	-	-	-
주식회사 농업회사법인 오케이	Okyoung Farm	8,998,320	100.0	7,645,750	85.0	1,260,110	14.0	92,460	1.0	-	-
주식회사 케이씨피드	KC Feed	13,894,950	100.0	7,939,470	57.1	5,955,480	42.9	-	-	-	-
복상농장	-	2,034,000	100.0	1,951,000	95.9	83,000	4.1	-	-	-	-
농업회사법인(주)대가	-	70,000	100.0	70,000	100.0	-	-	-	-	-	-
세광축산	-	1,889,490	100.0	1,865,820	98.7	23,670	1.3	-	-	-	-
우포양계영농조합법인	-	1,854,000	100.0	1,839,600	99.2	14,400	0.8	-	-	-	-
(주)농업회사법인 SGF새울EPC	-	4,233,792	100.0	3,922,392	92.6	311,400	7.4	-	-	-	-
농업회사법인 민희에그드림주식회사	Min Hee Corporate Farming Association Haman point	1,138,950	100.0	1,090,650	95.8	48,300	4.2	-	-	-	-
제주 제주웰빙영농조합법인	JejuWellbeingPoultry Guild of Farmers, Incorporated	12,713,250	100.0	10,901,400	85.7	1,787,940	14.1	23,910	0.2	-	-
제주한라양계	Jeju Halla Poultry	4,290,420	100.0	4,223,220	98.4	67,200	1.6	-	-	-	-

2024
축산물등급판정 통계연보

2024 Animal Products Grading Statistical Yearbook

IV


말

Horse



2024 축산물등급판정 통계연보

2024 Animal Products Grading Statistical Yearbook



해설편

1. 말 등급판정 현황

1. 말 등급판정 현황

- ▣ '24년 말고기 등급판정두수는 484두로 전년(583수) 대비 17.0% 감소하여 전체 도축두수(1,198두) 대비 등급판정 비율은 40.4%[p410]


(단위 : 두, %)

구 분	2019	2020	2021	2022	2023	2024
도축두수	582	1,143	1,270	1,501	1,331	1,198
판정두수	263	418	519	691	583	484
비율	45.2	36.6	40.9	46.0	43.8	40.4

주) 2019년 7월 1일부터 말 등급판정 시행

- ▣ '24년 말고기 품질등급별 출현율은 1등급(49.6%), 2등급(38.0%), 3등급(11.8), 등외(0.6)으로 나타남[p410]
- ▣ '24년 말고기 육량등급별 출현율은 A등급(18.0%), B등급(25.4), C등급(56.0)으로 나타남[p410]

2024
축산물등급판정 통계연보
2024 Animal Products Grading Statistical Yearbook



통 계 표

1. 말고기 등급판정 실적 Number of horse by grade

가. 연도별 등급판정두수

(단위 : 두, %)

(unit : head, %)

연도 Year	수 Head	육질등급						육량등급					
		1등급		2등급		3등급		A		B		C	
		두수	비율	두수	비율	두수	비율	두수	비율	두수	비율	두수	비율
2019	263	78	29.7	97	36.9	85	32.3	142	54.0	38	14.4	80	30.4
2020	418	147	35.2	154	36.8	115	27.5	197	47.1	87	20.8	132	31.6
2021	519	242	46.6	165	31.8	111	21.4	186	35.8	135	26.0	197	38.0
2022	691	281	40.7	221	32.0	184	26.6	205	29.7	147	21.3	334	48.3
2023	583	211	36.2	223	38.3	141	24.2	121	20.8	119	20.4	335	57.5
2024	484	240	49.6	184	38.0	57	11.8	87	18.0	123	25.4	271	56.0

주) 2019년 7월 1일부터 말 등급판정 시행

나. 등급별 성별 등급판정두수

(단위 : 두)

(unit : head)

구분		2024년			
		전체	암	수	거세
계		484	245	5	234
육질 등급	1	240	132	2	106
	2	184	87	3	94
	3	57	23	0	34
	등외	3	3	0	0
육량 등급	A	87	41	0	46
	B	123	59	2	62
	C	272	143	3	126

주) 2019년 7월 1일부터 말 등급판정 시행